

PROZOR 4X2 2X4

PROZOR Bidirectional RCA Stereo Audio Switch 4x2 / 2x4 User Manual

MODEL: 4X2 2X4

Brand: PROZOR

1. Introduction

This manual provides detailed instructions for the PROZOR Bidirectional RCA Stereo Audio Switch (Model 4X2 2X4). This device allows you to connect multiple RCA audio sources to multiple outputs, or vice versa, providing flexible audio routing for your home theater or audio setup. It operates without external power, ensuring a pure audio signal path.

2. Features

- **Bidirectional Functionality:** Supports both 4-input, 2-output (4x2) and 2-input, 4-output (2x4) configurations.
- **Passive Operation:** No external power supply or software required, ensuring a clean audio signal without interference.
- **Robust Construction:** Features a solid metal casing and compact design for durability and strong resistance to interference.
- **Gold-Plated Connectors:** Ensures stable signal transmission and minimizes audio loss.
- **Included RCA Cable:** Comes with a high-quality 1.5-meter shielded RCA stereo cable with gold-plated connectors.
- **OFF Button:** Allows you to completely turn off the audio system without physically disconnecting cables.
- **Intuitive Control:** Easy selection of active audio sources or outputs via rotary knobs.

3. Package Contents

Please check the package contents upon opening to ensure all items are present and undamaged:

- PROZOR Bidirectional RCA Stereo Audio Switch (Model 4X2 2X4)
- 1.5m RCA Stereo L/R Cable with Gold-Plated Connectors
- User Manual

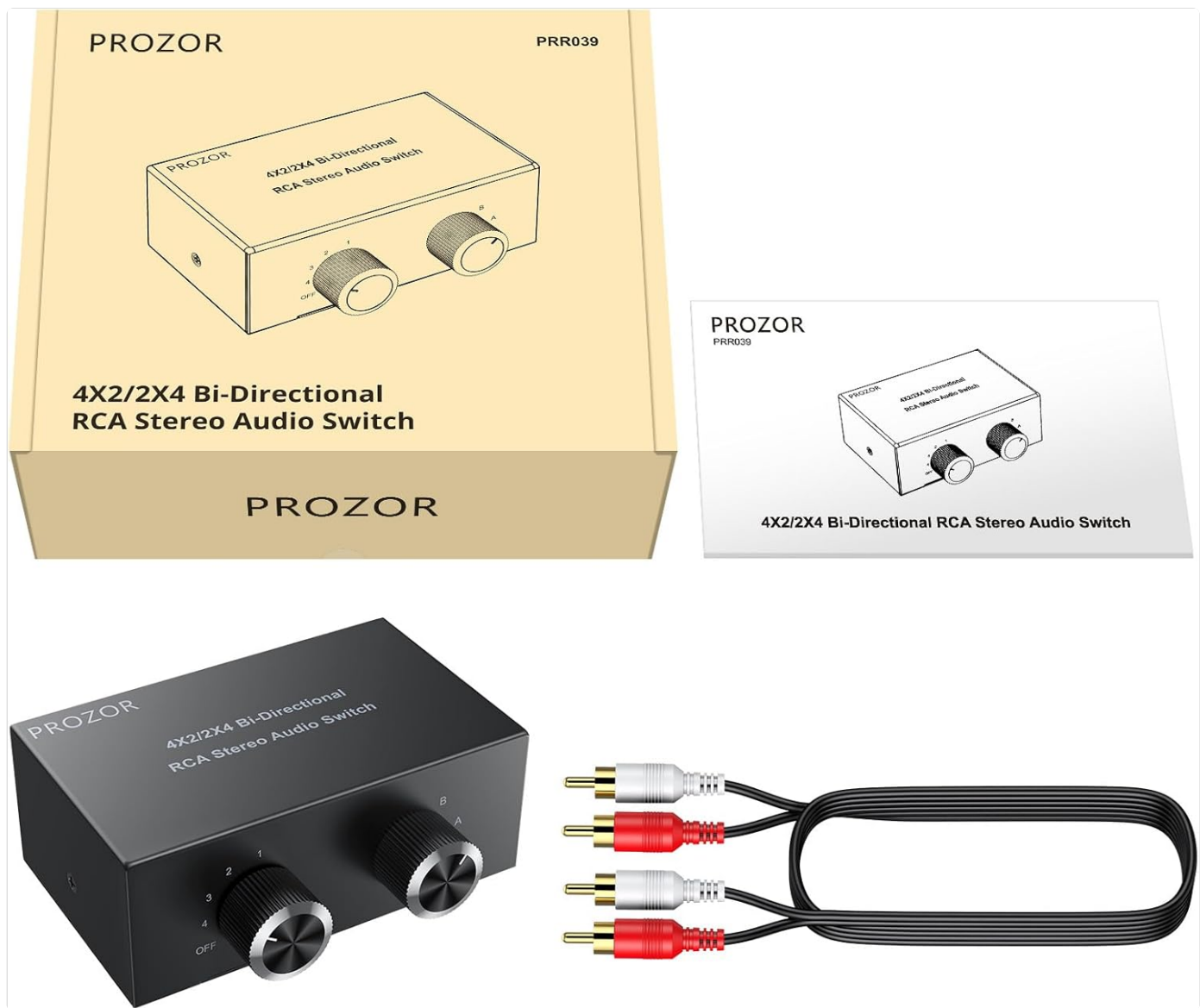


Figure 3.1: Package Contents

4. Setup and Installation

The PROZOR RCA Stereo Audio Switch is designed for simple plug-and-play operation without the need for external power. Follow these steps to set up your device:

4.1 Bidirectional Connection Modes

The switch supports two main configurations:

- **4 Inputs to 2 Outputs (4x2):** Connect up to four audio source devices (e.g., TV, game console, CD player, PC) to the "IN/OUT 1-4" ports. Connect two output devices (e.g., amplifier, active speakers) to the "IN/OUT A-B" ports.
- **2 Inputs to 4 Outputs (2x4):** Connect two audio source devices to the "IN/OUT A-B" ports. Connect up to four output devices to the "IN/OUT 1-4" ports.

Interruttore Audio Stereo RCA Bidirezionale a 4 Vie

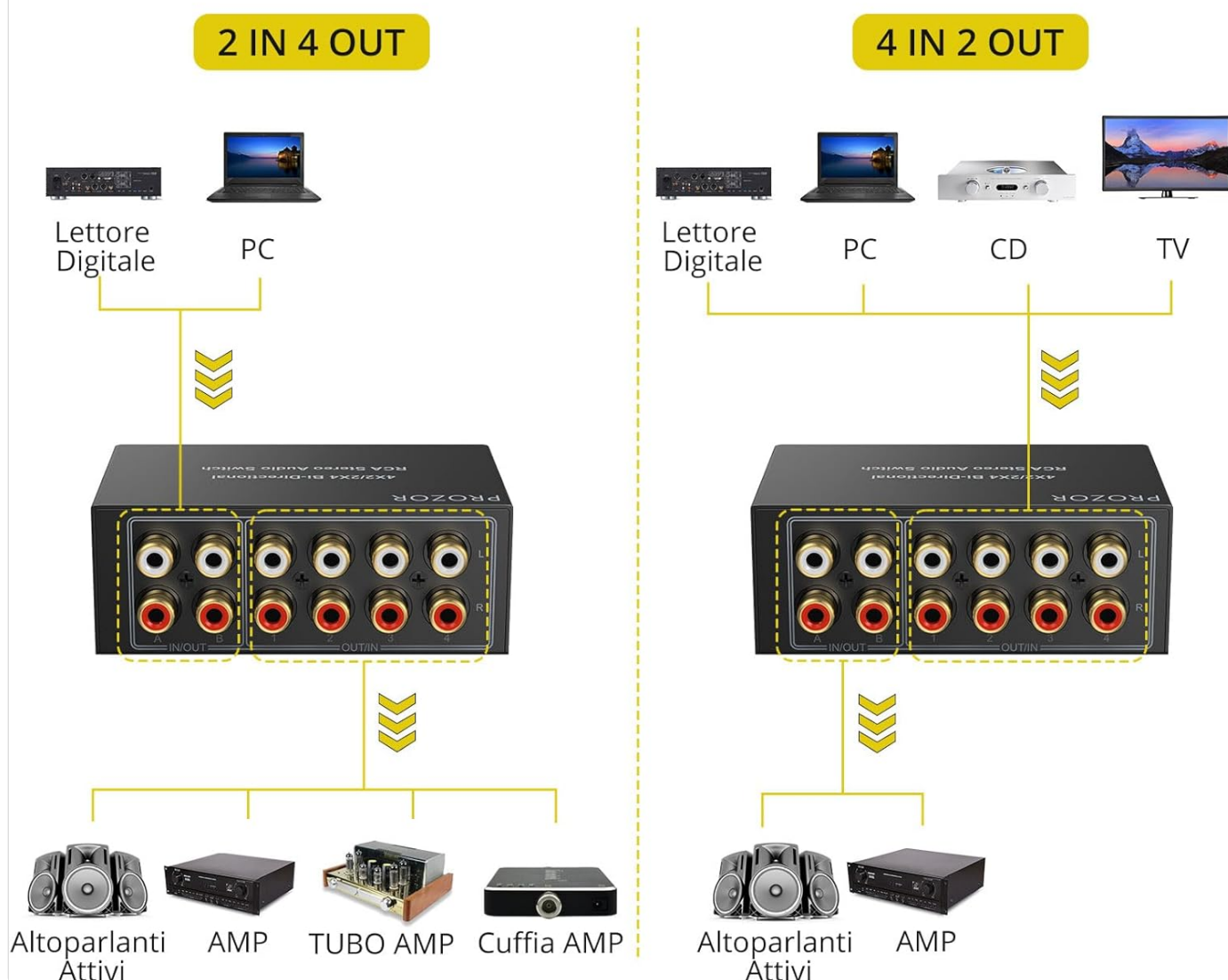


Figure 4.1: Bidirectional Connection Diagram



Figure 4.2: 2 Inputs to 4 Outputs Configuration

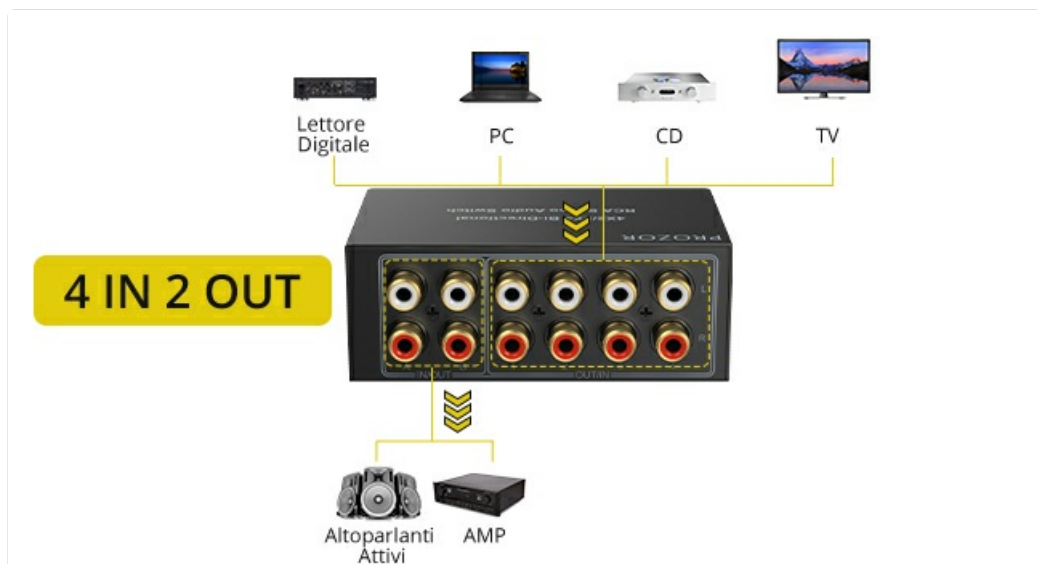


Figure 4.3: 4 Inputs to 2 Outputs Configuration

4.2 Connection Steps

1. Identify your desired configuration (4x2 or 2x4).
2. Connect your audio source devices to the appropriate RCA input ports (either 1-4 or A-B). Ensure left (white) and right (red) channels are matched.
3. Connect your audio output devices to the remaining RCA ports. Ensure left (white) and right (red) channels are matched.
4. Use the included 1.5m RCA cable for one of your connections, or use your own high-quality RCA cables.

Cavo RCA con Connettori Placcati Oro

Cavo Schermato RCA, Riduzione della Perdita Audio,
Trasmissione a Lunga Distanza




Figure 4.4: Connecting RCA Cables

Ingressi e Uscite sullo Stesso Lato per una Facile Disposizione sul Tavolo




Figure 4.5: Compact Design with Accessible Ports

Your browser does not support the video tag.

Video 4.1: Product Connection and Operation Demonstration. This video demonstrates how to connect various audio devices to the PROZOR RCA switch and how to select inputs/outputs.

5. Operating Instructions

Once all connections are made, operate the switch using the front panel controls:

5.1 Selecting Inputs/Outputs

- Use the left rotary knob (labeled 1/2/3/4/OFF) to select one of the four input/output channels.
- Use the right rotary knob (labeled A/B) to select one of the two input/output channels.
- **Important:** Only one input can be selected for each output at a time. Simultaneous audio output from multiple sources is not supported.

Manopola Zigrinata

Fornisce un Effetto Antiscivolo e Rende più Facile Girare le Manopole



Interruttore 1/2/3/4 Segnale di ingresso/uscita

Interruttore A/B Segnale di ingresso/uscita

Figure 5.1: Rotary Knobs for Selection

5.2 Using the OFF Function

The left rotary knob includes an "OFF" position. Turning the knob to "OFF" will mute all audio output from the device. This allows you to power down or silence your audio system without needing to disconnect any cables.

6. Troubleshooting

If you encounter issues with your PROZOR RCA Stereo Audio Switch, please refer to the following common problems and solutions:

Problem	Possible Cause	Solution
---------	----------------	----------

Problem	Possible Cause	Solution
No audio output.	<ul style="list-style-type: none">◦ Incorrect cable connections.◦ Wrong input/output selected.◦ Source device not playing audio.◦ Output device (amplifier/speakers) is off or muted.◦ Switch is in the "OFF" position.	<ul style="list-style-type: none">◦ Verify all RCA cables are securely connected to the correct input/output ports (red to red, white to white).◦ Ensure the rotary knobs are set to the desired active input and output.◦ Check that your audio source device is playing and its volume is up.◦ Confirm your amplifier or speakers are powered on and not muted.◦ Rotate the left knob away from the "OFF" position.
Humming or static noise.	<ul style="list-style-type: none">◦ Ground loop interference.◦ Poor quality or unshielded RCA cables.◦ Interference from other electronic devices.	<ul style="list-style-type: none">◦ Ensure all audio components are plugged into the same power strip or outlet to minimize ground loops.◦ Use high-quality, shielded RCA cables.◦ Move the switch or audio cables away from power cables, Wi-Fi routers, or other potential sources of electromagnetic interference.
Audio is distorted or low volume.	<ul style="list-style-type: none">◦ Volume levels on source/output devices are too low or too high.◦ Damaged RCA cables.	<ul style="list-style-type: none">◦ Adjust volume levels on your source and output devices.◦ Try different RCA cables to rule out cable damage.

7. Specifications

Feature	Detail
Brand	PROZOR
Model	4X2 2X4
Product Dimensions	10.7 x 9.2 x 0.1 cm
Item Weight	350 grams
Compatible Devices	DVD Player, TV, Console, Amplifier, PC (any device with RCA audio output/input)
Cable Type	RCA
Number of Ports	4 (input/output) + 2 (input/output)
Installation Type	Cable
Power Requirement	None (Passive device)
Color	Black

8. Warranty and Support

For warranty information, technical support, or customer service, please refer to the documentation included with your product or contact the seller directly. You can also visit the official PROZOR store for more information:

[Visit the PROZOR Store](#)