

cellularline BTIONWATCHPROSK

Cellularline Ion Pro Square Smartwatch User Manual

Model: BTIONWATCHPROSK

1. INTRODUCTION

The Cellularline Ion Pro Square Smartwatch is an advanced wearable device designed to integrate seamlessly into your daily life, offering a blend of style and functionality. It features a vibrant 1.83-inch TFT display, robust water and dust resistance, and comprehensive health and fitness tracking capabilities. This manual provides detailed instructions for setting up, operating, maintaining, and troubleshooting your smartwatch.



Image 1.1: The Cellularline Ion Pro Square Smartwatch, showcasing its square display and black strap.

2. WHAT'S IN THE BOX

Upon unboxing your Cellularline Ion Pro Square Smartwatch, please verify that all components are present:

- Cellularline Ion Pro Square Smartwatch
- Charging Cable
- Instruction Manual

3. GETTING STARTED

3.1. Charging the Smartwatch

Before initial use, fully charge your smartwatch. Connect the provided charging cable to the charging port on the back of the smartwatch and plug the USB end into a compatible power adapter (not included) or a computer's USB port. A full charge typically takes approximately 3 hours and provides up to 7 days of battery life.

7 DAYS BATTERY LIFE



Image 3.1: The smartwatch screen showing a battery charging indicator, illustrating its long-lasting battery capability.

3.2. App Installation and Pairing

To unlock the full potential of your smartwatch, download and install the **Cellularline ION App** on your smartphone. The app is available for both iOS and Android devices. You can find it by scanning the QR code provided in the quick start guide or by searching in your device's app store.

1. Download and install the Cellularline ION App.
2. Enable Bluetooth on your smartphone.
3. Open the app and follow the on-screen instructions to pair your smartwatch. This usually involves scanning a QR code displayed on the smartwatch screen or selecting the device from a list of nearby Bluetooth devices.
4. Once paired, the smartwatch will synchronize with your phone, and you can customize settings and view your data within the app.

4. OPERATING YOUR SMARTWATCH

4.1. Display and Navigation

The Ion Pro Square features a 1.83-inch Full Touch TFT display, providing clear visuals and intuitive navigation. Swipe across the screen to access different functions and menus. Tap to select options.

HIGH-DEFINITION DISPLAY



Image 4.1: The smartwatch showcasing its 1.83-inch high-definition display with clear time indication.

4.2. Call Functions

Once connected to your smartphone via Bluetooth, the Ion Pro Square allows you to receive and answer calls directly from your wrist. Notifications for incoming calls will appear on the display, and you can use the integrated microphone and speaker for hands-free communication.

BLUETOOTH CALLING



Image 4.2: A user tapping the smartwatch screen to answer a call, demonstrating the Bluetooth calling feature.

4.3. Health Monitoring

The smartwatch is equipped with an optical sensor to continuously monitor various health metrics:

- **Heart Rate:** Real-time heart rate tracking.
- **Blood Pressure:** Estimates of blood pressure levels.

- **Blood Oxygen (SpO2):** Measures blood oxygen saturation.
- **Sleep Monitoring:** Tracks sleep patterns and quality.
- **Stress Monitoring:** Provides insights into stress levels.

HEART RATE AND SLEEP MONITORING



Image 4.3: Two smartwatch screens showing heart rate (142 BPM) and sleep monitoring (07:30, Target: 08H) data.

4.4. Activity Tracking

Track your daily physical activities and fitness progress with the built-in activity monitoring features:

- **Step Counter:** Records your daily steps.
- **Calories Burned:** Estimates calorie expenditure.
- **Fitness Modes:** Dedicated modes for various activities such as walking, running, climbing, and general fitness, providing specific metrics for each.

FITNESS MODE



5. CARE AND MAINTENANCE

5.1. Water and Dust Resistance

The Cellularline Ion Pro Square Smartwatch is certified IP65, making it resistant to water splashes and dust. This means it can withstand light rain or sweat during workouts. However, it is **not** suitable for swimming, showering, or prolonged submersion in water. Avoid exposing the device to hot water, steam, or high-pressure water jets.



Image 5.1: The smartwatch screen with water droplets, illustrating its water and dust resistance (Note: Product description states IP65, image states IP67).

5.2. Cleaning and Storage

To maintain your smartwatch's performance and appearance:

- Wipe the screen and body with a soft, dry, lint-free cloth.
- If necessary, slightly dampen the cloth with water; avoid harsh chemicals or abrasive materials.
- Clean the charging contacts regularly to ensure proper charging.
- Store the smartwatch in a cool, dry place away from direct sunlight and extreme temperatures.

6. TROUBLESHOOTING

If you encounter issues with your Cellularline Ion Pro Square Smartwatch, refer to the following common problems and solutions:

Problem	Possible Solution
Smartwatch does not turn on.	Ensure the device is fully charged. Connect it to the charger for at least 30 minutes.
Cannot pair with smartphone.	Ensure Bluetooth is enabled on your phone. Restart both the smartwatch and your phone. Make sure the app is updated to the latest version.
Inaccurate health data.	Ensure the smartwatch is worn snugly on your wrist, not too loose or too tight. Clean the sensor on the back of the device.
Short battery life.	Reduce screen brightness, disable unnecessary notifications, and limit continuous heart rate monitoring if not needed. Ensure the device is fully charged.
Notifications not received.	Check app permissions on your smartphone to ensure notifications are allowed. Verify that the smartwatch is properly connected via Bluetooth.

If the problem persists, please contact Cellularline customer support for further assistance.

7. TECHNICAL SPECIFICATIONS

Feature	Specification
---------	---------------





Feature	Specification
Model Name	BTIONWATCHPROSK
Brand	cellularline
Display Size	1.83 Inches
Display Type	TFT
Shape	Square
Battery Composition	Lithium Polymer
Battery Capacity	260 mAh (Modifier desconocido)
Average Battery Life	7 Days
Charging Time	3 Hours
Wireless Communication Standard	Bluetooth
Connectivity Technology	Bluetooth
Operating System	Wear OS
Water Resistance	IP65 Certified
Product Weight	100 g
Dimensions	16.1 x 9 x 3.1 cm
Compatible Devices	Smartphones, Tablets
Included Components	Smartwatch, Charging Cable, Instructions

8. WARRANTY AND SUPPORT


For information regarding warranty coverage and customer support, please refer to the warranty card included with your product or visit the official Cellularline website. You can also contact their customer service for assistance with product inquiries, technical support, or warranty claims.

For general inquiries or to explore other products, visit theCellularline Store on Amazon.

Related Documents

	<p>Cellularline ION Smartwatch: Features, Specs, and Description</p> <p>Explore the Cellularline ION Smartwatch. Discover its key features including a 1.83" HD IPS display, heart rate monitoring, sleep tracking, and 5-day battery life. Compatible with iOS and Android.</p>
	<p>Cellularline ION Smartwatch User Manual</p> <p>This document provides instructions for setting up, customizing, and using the Cellularline ION Smartwatch, including sport and activity monitoring, charging, and troubleshooting.</p>
	<p>UN38.3 Test Summary for Cellularline Rechargeable Lithium-ion Battery</p> <p>This document summarizes the UN38.3 test results for a rechargeable lithium-ion battery (Model: 7018C) manufactured by cellularline. The tests were conducted by Shenzhen CCJC Technology Co., Ltd. according to the UN Manual of Tests and Criteria (8th Edition).</p>
	<p>Cellularline SEEK PRO Wireless Earbuds with Charging Case - Product Information</p> <p>Detailed information on the Cellularline SEEK PRO wireless earbuds, featuring True Wireless technology, fast charging, LED display, touch controls, and a 15-hour total playtime. Includes specifications for connectivity, battery, dimensions, and packaging.</p>

Documents - cellularline – BTIONWATCHPROSK



[pdf] Specifications

2 X1 BTIONWATCHPROS MMM cellularline medias context

bWFzdGVyYfGNlbGx1bGFyZnN8OTYxMjQ5fGfWcGxpY2F0aW9uL3BkZnxjZWxsdWxhcmZzL2g0Ni9oMWUvOTkyMTc3OTY2Mjg3OC5wZGZ8Mjg4ZjdlZTYxYWJl

III

ION PRO BTIONWATCHPROSK ON DOWNLOAD THE APP CELLULARLINE ION AND MORE... AND MORE... 2 Z ZZ AND MORI

profiles: Headset Handsfree A2DP - AVRCP Range / metres: 10 Bluetooth Frequency Range / Mhz: 2402-2480 Battery Voltag...

lang:de score:21 filesize: 938.72 K page_count: 2 document date: 2024-06-24

