

Kisnt KN300BT

Kisnt KN300BT Bluetooth Number Pad User Manual

Model: KN300BT

1. INTRODUCTION

The Kisnt KN300BT is a wireless numeric keypad designed to enhance your productivity by providing quick access to numeric input. It features dual Bluetooth connectivity, allowing seamless switching between two paired devices. This manual provides instructions for setting up, operating, and maintaining your number pad.



Image 1.1: Overview of the Kisnt KN300BT Bluetooth Number Pad highlighting its key features.

2. WHAT'S IN THE BOX

Please check the package contents to ensure all items are present:

- 1 x 34 Keys Bluetooth Number Pad
- 1 x User Manual
- 1 x USB-C to USB-A Charging Cable

3. SETUP: BLUETOOTH PAIRING

The Kisnt KN300BT supports dual Bluetooth connectivity, allowing you to pair with two devices simultaneously and switch between them.

3.1 Initial Pairing

1. **Power On:** Locate the operating system switch on the top edge of the number keypad. Slide it to either the 'WIN' or 'MAC' position, corresponding to your computer's operating system.
2. **Select Bluetooth Channel:** Set the power switch to 'BT1' or 'BT2' to select your desired Bluetooth channel.
3. **Enter Pairing Mode:** Press and hold the 'connect' key for 5 seconds. The NumLock light will quickly flash blue, indicating the keypad is in pairing mode.
4. **Connect on Device:** On your computer or device, open Bluetooth settings and search for 'Numeric Keypad'. Select it to complete the pairing process.



Image 3.1: Detailed view of the keypad's side, showing the power switch, charging port, and operating system switch.



Image 3.2: Visual guide for the Bluetooth pairing process.

3.2 Switching Between Paired Devices

To switch between two paired devices, simply press the 'BT1' or 'BT2' button on the keypad to select the corresponding channel.

4. OPERATING INSTRUCTIONS

The KN300BT features a 34-key extended layout, including number keys, function keys, and navigation keys.



Image 4.1: The 34-key layout of the Kisnt KN300BT Number Pad.

4.1 Key Functions

- **Numeric Keys (0-9):** Standard number input.
- **Arithmetic Operators (+, -, *, /):** For calculations.
- **Enter Key:** Confirms input.
- **Esc Key:** Escape function.
- **Back Space Key:** Deletes characters.
- **Insert Key:** Toggles insert mode.
- **Delete Key:** Deletes selected items or characters.
- **Home/End Keys:** Navigates to the beginning/end of a line or document.
- **Page Up/Page Down Keys:** Scrolls through pages.
- **Arrow Keys (Up, Down, Left, Right):** For navigation.
- **Num Lock:** Toggles the numeric keypad function.

4.2 Mac and Windows Compatibility

The keypad includes an operating system switch to optimize key functions for either Mac or Windows environments.

- **Mac Users:** The F13-F15 keys are customizable as preferred shortcuts via system settings in macOS.
- **Windows Users:** The Calculator, left parenthesis, and right parenthesis functions are applicable only in Windows systems.

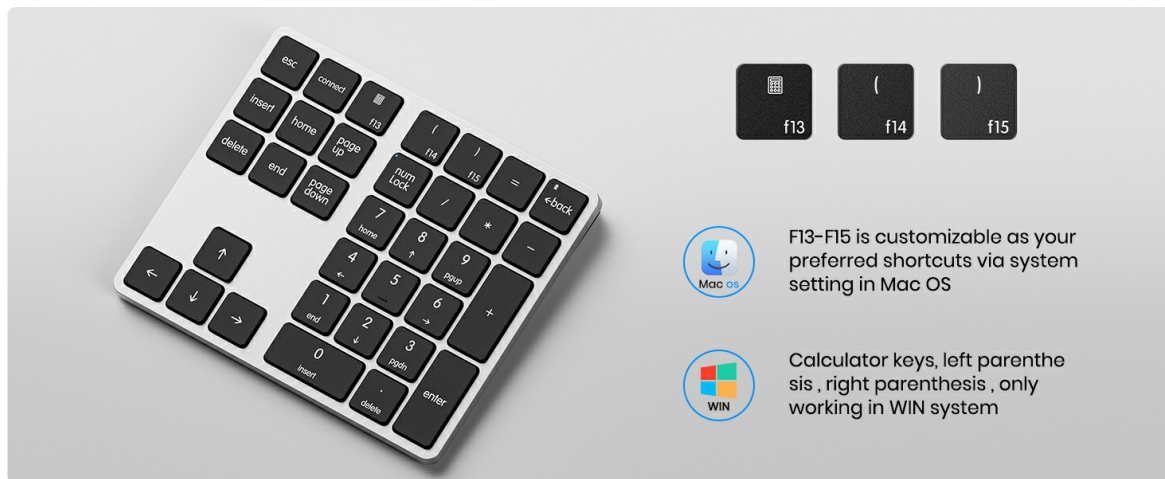


Image 4.2: Mac and Windows specific key functions.

5. CHARGING AND BATTERY

The Kisnt KN300BT is equipped with a built-in 300mAh lithium rechargeable battery.

5.1 Charging the Keypad

- Connect the provided USB-C to USB-A charging cable to the charging interface on the keypad and a USB power source.
- The charging indicator light will illuminate during charging.
- **Note:** The USB-C cable is for charging only and cannot be used to operate the device.

5.2 Auto-Sleep Function

To conserve battery life, the keypad features an auto-sleep function. It will automatically enter sleep mode when no operation is performed for a period of time. To wake up the keypad, simply press any key.

300mAh Rechargeable Battery





Fast Charging



Durability



Long-lasting On



Auto Sleep



Type-C charging

Image 5.1: Battery features including fast charging and auto-sleep.

6. SPECIFICATIONS

Feature	Specification
Model Number	KN300BT
Connectivity Technology	Bluetooth
Number of Keys	34
Battery	300mAh Lithium Ion (rechargeable)
Product Dimensions	5.5"L x 4.6"W x 0.6"H (14 x 11.7 x 1.5 cm)

Item Weight	5.6 ounces (158.7 grams)
Material	Plastic
Keyboard Description	X Scissor Number Pad
Compatible Devices	Laptop, Mac, PC, Smartphone, Tablet

7. TROUBLESHOOTING

7.1 Connection Issues

- **Keypad not connecting:** Ensure the keypad is charged and powered on. Verify the operating system switch is set correctly (WIN/MAC). Make sure the correct Bluetooth channel (BT1/BT2) is selected. Re-enter pairing mode by holding the 'connect' key for 5 seconds and try pairing again from your device's Bluetooth settings.
- **Connection drops frequently:** Ensure the keypad is within the effective Bluetooth range (approximately 33 feet or 10 meters) of your device. Minimize potential interference from other wireless devices. Try re-pairing the keypad.

7.2 Keys Not Responding

- **Specific keys not working:** Check if the Num Lock indicator is on or off, depending on your intended use of the numeric keys. Ensure the keypad is properly connected via Bluetooth.
- **All keys unresponsive:** Recharge the keypad. If the issue persists, try resetting the Bluetooth connection on both the keypad and your device.

8. WARRANTY AND SUPPORT

8.1 Warranty Information

Kisnt offers a 2-year after-sales service for quality issues. If you encounter any quality-related problems within this period, please contact us for a replacement.

8.2 Customer Support

For any issues or inquiries regarding your Kisnt product, please contact us:

- **Email:** kisnt_vip@163.com
- **Official Website:** <http://www.kisnt.cn/>

Service Support



Is there any issue with Kisnt's product?

Please contact us and we will reply as soon as possible to ensure that all your needs are addressed







Sent Email to us: kisnt_vip@163.com
Official Website: <http://www.kisnt.cn/>

Image 8.1: Kisnt customer support contact details.

© 2025 Kisnt. All rights reserved.

Related Documents - KN300BT

	<p>Kisnt KN300 34-Key Wired Numeric Keypad User Manual</p> <p>User manual for the Kisnt KN300, a 34-key wired multifunctional number pad with OS identification IC, compatible with Windows and Mac OS. Features include product specifications, troubleshooting, and OS-specific functionality.</p>
	<p>Kisnt KN34GT 34-Key 2.4G Wireless Mechanical Number Pad User Manual</p> <p>User manual for the Kisnt KN34GT, a 34-key 2.4G wireless mechanical number pad featuring PBT keycaps, Gateron switches, hot-swappable design, multiple foam padding, rechargeable battery, and auto-sleep mode. Includes installation and charging instructions for Windows and Mac OS.</p>
	<p>Kisnt KN85 75% Tri-mode Mechanical Keyboard User Manual</p> <p>User manual for the Kisnt KN85 75% Tri-mode Mechanical Keyboard, covering setup, features, and troubleshooting for Bluetooth, 2.4G wireless, and USB wired connections.</p>
	<p>FCC Test Report for Shenzhen Youwei Technology KN85 Mechanical Keyboard</p> <p>This FCC test report details the compliance testing of the Shenzhen Youwei Technology KN85 Mechanical Keyboard, covering conducted emissions, radiated emissions, output power, power spectral density, bandwidth, and band edge tests, conducted by Shenzhen PSI Testing Co., Ltd.</p>

