

## Manuals+

[Q & A](#) | [Deep Search](#) | [Upload](#)

[manuals.plus](#) /

› [MINIBEAR](#) /

› [MINIBEAR D21 Instant Language Translator Device User Manual](#)

## MINIBEAR D21

# MINIBEAR D21 Instant Language Translator Device User Manual

Model: D21

### 1. PRODUCT OVERVIEW

The MINIBEAR D21 is an advanced AI-powered language translator device designed for seamless communication across various languages, both online and offline. It features real-time voice translation, photo translation, and recording capabilities, making it an ideal companion for business, learning, and travel.



Image: Front and back view of the MINIBEAR D21 Translator Device, showcasing its sleek design and camera lens.

## 2. WHAT'S IN THE BOX

- 1 x Translator Device
- 1 x Silicone Protect Case
- 1 x USB Cable
- 1 x User Manual

## 3. KEY FEATURES

- **142 Languages AI Translation:** Supports ultra-fast voice translation with up to 98% accuracy for 142 online languages and accents.
- **19 Offline Languages:** Provides offline translation for 19 commonly used languages, eliminating the need for Wi-Fi during travel.
- **HD Photo Translation:** Equipped with a 5-million high-definition camera and advanced OCR technology for online photo translation in 72 languages and offline in 39 languages.
- **Recording & Real-time Translation:** Converts recordings to text and translates them into other languages simultaneously, ideal for lectures, conversations, and meetings.
- **Easy to Use & Portable:** Features a 4.0-inch high-definition touch screen and three operating buttons. Compact and lightweight for easy portability.
- **Long Battery Life:** 2000mAh rechargeable battery offers up to 8 hours of continuous use and up to a week on standby.

### Minibear D21

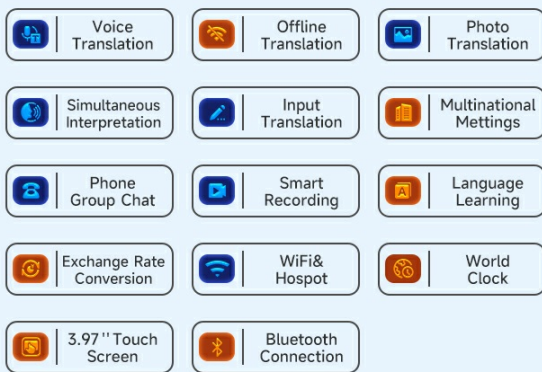


Image: An overview of the MINIBEAR D21's various features, including voice translation, offline translation, photo translation, and more.

## 4. SETUP GUIDE

1. **Charging the Device:** Before first use, fully charge the device using the provided USB cable. Connect the USB cable to the device's charging port and a compatible USB power adapter. The battery indicator on the screen will

show charging progress.

2. **Power On/Off:** Press and hold the Power button (located on the side) for a few seconds to turn the device on or off.
3. **Initial Language Selection:** Upon first power-on, you will be prompted to select your preferred system language. Use the touchscreen to navigate and select English.
4. **Wi-Fi Connection (for Online Features):**
  - From the main screen, tap on the "Settings" icon.
  - Select "Wi-Fi" and toggle it On.
  - Choose your desired Wi-Fi network from the list and enter the password if required.
  - Once connected, the Wi-Fi icon will appear on the status bar.
5. **Offline Language Download:** To use offline translation, ensure the desired languages are downloaded.
  - From the main screen, tap "Offline Translation".
  - Select the languages you wish to download from the available list (e.g., English, French, Spanish).
  - Ensure you have a stable Wi-Fi connection during the download process.

## 5. OPERATING INSTRUCTIONS

### 5.1. Speech Translation (Online/Offline)

This feature allows for real-time two-way voice translation.

1. From the main screen, tap "Speech Translation".
2. Select the source language (your language) and the target language (the language you want to translate to) using the dropdown menus.
3. Press and hold the corresponding microphone button (usually red for source, blue for target) and speak clearly into the device.
4. Release the button, and the device will display and speak the translation.

# Realtime Two-Way Translation



Wi-Fi



Hotspot



Offline Mode



142

Online Language

200+

Accents

98%

Accuracy

0.5s

Rapid Translation

Image: The device screen showing the real-time two-way translation interface with Wi-Fi, Hotspot, and Offline Mode indicators, highlighting 142 online languages, 200+ accents, 98% accuracy, and 0.5s rapid translation.

Your browser does not support the video tag.

Video: A demonstration of the D21 language translator device's speech translation feature, showing how to select languages and perform real-time voice translation between English and French.

## 5.2. Photo Translation

Translate text from images, menus, or signs using the built-in camera.

1. Tap "Photo Translation" on the main screen.
2. Select the source and target languages.
3. Point the camera at the text you wish to translate. Ensure the text is well-lit and clear within the frame.
4. Tap the capture button. The device will process the image and display the translated text.

Text | Menu | Signboard

# Photo Translation



**74** Species  
Online translation



**39** Species  
Offline translation



Image: A user holding the MINIBEAR D21 to translate a menu, demonstrating the photo translation capability for both online (74 languages) and offline (39 languages) use.

### 5.3. Recording & Text Translation

Record conversations or lectures and translate them into text.

1. Tap "Recorder" on the main screen.
2. Press the record button to start recording.
3. Once finished, press the stop button.
4. You can then select the recorded file and choose to translate it into a desired language. The device will convert the audio to text and translate it.

# Smart Noise reduction recording while Translating

14 Source

142 Online



## List of 14 source languages

Chinese (Traditional) | Portuguese | English | Japanese  
Korean | Chinese (Simplified) | Spanish | German | Russian  
French | Arabic | Vietnamese | Thai | Taiwanese dialect

Image: Illustration of the device's smart noise reduction recording feature, showing how it captures and translates speech into text, supporting 14 source languages and 142 online languages.

## 5.4. Simultaneous Interpretation


Facilitate multi-person conversations with real-time subtitle display.


1. Tap "Simultaneous Interpretation" on the main screen.
2. Select the languages for interpretation.
3. The device will display original speech and its translation simultaneously, allowing for smoother group communication.


# Simultaneous Interpretation

Simultaneous Subtitles Display, Make Communication Barrier-Free, Easy Translation



 Hey, where are we going to party tonight?

 Ey, ¿a dónde vamos a celebrar esta noche?

 Vamos a ir al lugar de María!


 We're heading to Maria's place!

Image: The MINIBEAR D21 device facilitating a group conversation with simultaneous subtitle display, making communication barrier-free.

## 5.5. Other Features

- **Mobile Group Chat:** Scan a QR code to join multi-person translation groups via apps like WeChat, Facebook, or PayPal. Chat records are translated in real-time.
- **Currency Converter:** Access the "Rate Translation" feature to convert multiple currencies, useful for travel and shopping abroad.
- **World Clock:** Check times in different cities globally.

Image: The device screen displaying the currency conversion feature, allowing free conversion of multi-national currencies for convenient travel and shopping.

## 6. MAINTENANCE

- **Cleaning:** Use a soft, dry cloth to clean the device. Avoid using liquid cleaners or aerosols.
- **Storage:** Store the device in a cool, dry place away from direct sunlight and extreme temperatures.
- **Battery Care:** To prolong battery life, avoid fully discharging the device frequently. Charge it regularly, even if not in use for extended periods.
- **Software Updates:** Periodically check for software updates in the device settings to ensure optimal performance and access to new features.

# LONG BATTERY LIFE

**2000mAh**  
Maximum battery capacity

**7 Days**  
Standby time

**8 H**  
Working time

6:40 pm 80%

Speech Translation Offline translation Photo translation Recorder Simultaneous interpretation Enter translation

BACK

Image: Visual representation of the MINIBEAR D21's long battery life, showing a 2000mAh battery capacity, 7 days standby time, and 8 hours working time.

## 7. TROUBLESHOOTING

Problem	Possible Cause	Solution
Device won't turn on.	Low battery; device frozen.	Charge the device for at least 30 minutes. Press and hold the Power button for 10-15 seconds to force restart.
Translation is inaccurate.	Poor audio input; incorrect language selection; complex sentence structure.	Speak clearly and closer to the microphone. Verify selected languages. Simplify sentences for better accuracy. Ensure strong Wi-Fi for online translation.
Cannot connect to Wi-Fi.	Incorrect password; out of range; network issue.	Double-check Wi-Fi password. Move closer to the Wi-Fi router. Restart the Wi-Fi router.
Offline translation not working.	Languages not downloaded; corrupted download.	Ensure desired offline language packs are downloaded. Re-download language packs if issues persist.

## 8. SPECIFICATIONS

- **Model Number:** D21
- **Brand:** MINIBEAR
- **Screen:** 4.0-inch HD Touch Screen
- **Camera:** 5 Million Pixels (for Photo Translation)
- **Battery:** 2000mAh Lithium Polymer (included)
- **Continuous Use:** Up to 8 hours
- **Standby Time:** Up to 7 days
- **Charging Time:** 1-2 hours
- **Item Weight:** 9.6 ounces
- **Package Dimensions:** 6.18 x 3.74 x 2.24 inches
- **Country of Origin:** China

## 9. WARRANTY AND SUPPORT

MINIBEAR products are designed for reliability and performance. This device comes with a standard manufacturer's warranty covering defects in materials and workmanship under normal use. Please refer to the warranty card included in your package for specific terms and conditions.

For technical support, troubleshooting assistance, or warranty claims, please contact MINIBEAR customer service through the contact information provided in your product packaging or visit the official MINIBEAR website.

**Online Support:** [Visit the MINIBEAR Store on Amazon](#)

