

Lava Agni 3 5G

User Guide For Lava Agni 3 5G: Maximizing Your Smartphone Experience

Authored by Linda B. Jordan

INTRODUCTION TO THE USER GUIDE

This comprehensive user guide is designed to help you fully understand and utilize your Lava Agni 3 5G smartphone. It provides detailed instructions and insights into the device's features, settings, and functionalities, ensuring you can maximize your smartphone experience from initial setup to advanced configurations.

Whether you are a new user or seeking to unlock the full potential of your Lava Agni 3 5G, this guide serves as an essential resource for mastering your device.



Image: Front cover of the "User Guide For Lava Agni 3 5G" book, featuring the title and author.

INITIAL SETUP AND CONFIGURATION

This section of the guide provides step-by-step instructions for the initial setup of your Lava Agni 3 5G. It covers essential first steps to get your device ready for use.

- **Unboxing and Physical Overview:** Understanding the components included and the layout of your device.
- **SIM Card and Storage Installation:** Proper insertion of SIM cards and expandable storage.
- **First Boot and Basic Settings:** Navigating the initial setup wizard, language selection, and network connection.
- **Account Setup:** Configuring Google accounts and other essential services.

OPERATING YOUR LAVA AGNI 3 5G

This part of the guide delves into the daily operation and advanced features of the Lava Agni 3 5G, enabling you to fully leverage its capabilities.

- **User Interface Navigation:** Understanding the home screen, app drawer, notifications, and quick settings.
- **Customizing Your Device:** Personalizing themes, wallpapers, widgets, and sound profiles.
- **App Management:** Installing, uninstalling, updating, and optimizing applications.
- **Camera System:** Detailed instructions on using the powerful camera, including various modes, settings, and tips for capturing high-quality photos and videos.
- **Connectivity Options:** Utilizing Wi-Fi, Bluetooth, GPS, and 5G network features.
- **Security and Privacy:** Setting up screen locks, fingerprint sensors, facial recognition, and managing app permissions.

MAINTENANCE AND OPTIMIZATION

Learn how to maintain your Lava Agni 3 5G for optimal performance and longevity. This section covers essential tips for device care.

- **Battery Life Optimization:** Strategies to extend battery life and efficient charging practices.
- **Storage Management:** Freeing up space and organizing files.
- **Software Updates:** Keeping your device's operating system and apps up to date.
- **Cleaning and Physical Care:** Recommendations for safely cleaning your smartphone.

TROUBLESHOOTING COMMON ISSUES

This guide includes a dedicated section to help you diagnose and resolve common problems you might encounter with your Lava Agni 3 5G.

- **Connectivity Problems:** Solutions for Wi-Fi, Bluetooth, and mobile data issues.
- **Performance Lags:** Tips to improve device speed and responsiveness.
- **App Crashes:** Steps to troubleshoot misbehaving applications.
- **Charging Issues:** Advice on resolving problems related to battery charging.

- **Screen and Display Problems:** Basic fixes for display anomalies.

TECHNICAL SPECIFICATIONS OVERVIEW

The user guide provides an overview of the key technical specifications of the Lava Agni 3 5G, offering detailed information about its hardware and capabilities.

Feature	Description (as covered in the guide)
Processor & RAM	Details on the smartphone's processing power and memory configuration.
Display	Information regarding screen size, resolution, and display technology.
Camera System	Specifications of the front and rear cameras, including megapixel count and features.
Storage	Internal storage capacity and support for expandable memory.
Battery	Battery capacity and charging capabilities.
Connectivity	Supported network bands (5G), Wi-Fi standards, Bluetooth version, and port types.
Operating System	Version of Android and any custom UI details.



Image: Back cover of the "User Guide For Lava Agni 3 5G" book, showing ISBN and barcode.

SAFETY GUIDELINES AND IMPORTANT INFORMATION





The guide also includes crucial safety guidelines and important information to ensure safe and responsible use of your Lava Agni 3 5G smartphone.

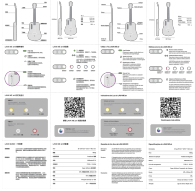

- **General Safety Precautions:** Advice on handling and storing the device.
- **Battery Safety:** Guidelines for safe charging and battery care.
- **Environmental Considerations:** Information on proper disposal and recycling.
- **Health and Usage:** Recommendations for eye strain, hearing protection, and responsible usage.

FURTHER ASSISTANCE

For any issues not covered in this user guide, or for specific product support, please refer to the official Lava customer support channels or their website. This guide is intended to supplement, not replace, official manufacturer documentation and support.

Related Documents - Agni 3 5G

	<p>LAVA Iris502 User Manual - Comprehensive Guide</p> <p>Detailed user manual for the LAVA Iris502 smartphone, covering setup, features, applications, settings, troubleshooting, safety guidelines, and warranty information.</p>
	<p>LAVA BLAZE User Manual: Setup, Safety, and Warranty Information</p> <p>Comprehensive user manual for the LAVA BLAZE smartphone, covering phone layout, getting started, safety precautions, SAR information, e-waste disposal, support contacts, and warranty details.</p>
	<p>LAVA A1 Josh User Manual: Features, Safety, and Warranty Information</p> <p>This user manual provides comprehensive information for the LAVA A1 Josh mobile phone, including its layout, safety precautions, SAR information, e-waste disposal guidelines, and warranty details.</p>
	<p>LAVA ME 3 User Manual</p> <p>A comprehensive user manual for the LAVA ME 3 guitar, covering setup, operation, maintenance, and specifications.</p>

	<p>LAVA ME air Carbon Fiber Guitar: Features, Operation, and Specifications</p> <p>Explore the LAVA ME air, an innovative carbon fiber acoustic-electric guitar. Learn about its digital controls, built-in effects, app integration, and one-year warranty.</p>
	<p>LAVA A1 Colours User Manual and Warranty Information</p> <p>Comprehensive user manual and warranty details for the LAVA A1 Colours mobile phone, covering safety precautions, e-waste disposal, customer support, and warranty terms.</p>