

INIU P45

INIU Mini Portable Charger P45 User Manual

MODEL: P45

1. Introduction

Thank you for choosing the INIU Mini Portable Charger P45. This compact 5500mAh power bank features a built-in USB-C connector and supports 22.5W PD fast charging, providing a convenient and efficient power solution for your mobile devices. This manual provides essential information for safe and optimal use of your device.

2. Safety Information

- Do not expose the power bank to extreme temperatures, direct sunlight, or fire.
- Avoid dropping, disassembling, or attempting to repair the device yourself.
- Keep out of reach of children.
- Use only certified charging cables and adapters.
- Do not immerse in water or other liquids.
- If the power bank swells, overheats, or emits an unusual odor, discontinue use immediately.

3. Package Contents

Please check the package for the following items:

- INIU 5500mAh Mini Power Bank (P45) x 1
- 0.3M/1ft USB-C to USB-C Cable x 1
- User Manual x 1



Issue in 3 years? A new one on us.




Image: The INIU Mini Power Bank P45, along with its included USB-C to USB-C cable and user manual, displayed next to its retail packaging.

4. Product Overview

The INIU Mini Portable Charger P45 is designed for portability and convenience. It features a built-in, foldable USB-C connector for direct device charging, a separate USB-C port for charging the power bank or other devices, and a digital display to show the remaining battery percentage.



Image: The INIU Mini Power Bank P45 with its integrated USB-C connector extended, ready to plug into a smartphone. The power bank's digital display shows '100%'.

Mini Size, Pocket Ready



3.1*1.5*1.0in /
7.8*3.9*2.5cm



3.5oz / 100g

Image: A compact INIU Mini Power Bank P45 shown alongside a lipstick, illustrating its small size and portability. Dimensions and weight are indicated below the product.

5. Setup

5.1 Initial Charging of the Power Bank

Before first use, fully charge your INIU Mini Portable Charger. The digital display will show the charging progress.

- **Via Built-in USB-C Connector:** Plug the built-in USB-C connector directly into a compatible USB-C wall adapter (not included).
- **Via USB-C Port:** Use the provided USB-C to USB-C cable to connect the power bank's USB-C port to a compatible USB-C wall adapter.

**Charging 2
at Once**



**Pass-Through
Charging**



Image: The INIU Mini Power Bank P45 demonstrating two methods of recharging: directly plugged into a wall adapter using its built-in USB-C connector, and connected to a wall adapter via a USB-C cable through its dedicated USB-C port.

6. Operating Instructions

6.1 Charging Your Devices

The INIU Mini Portable Charger P45 offers versatile charging options for your devices.

- **Using the Built-in USB-C Connector:** Extend the built-in USB-C connector and plug it directly into your USB-C compatible device. This provides 22.5W fast charging without needing an extra cable.
- **Using the USB-C Port:** Connect your device to the power bank's USB-C port using a compatible charging cable. This port also supports 22.5W fast charging.

- **Simultaneous Charging:** You can charge two devices simultaneously by using both the built-in USB-C connector and the USB-C port with an external cable.
- **Pass-Through Charging:** The power bank supports pass-through charging, allowing it to charge a connected device while the power bank itself is being recharged.

22.5W Fast Charge No Cable Need



✗ **Cable Fumble**



✗ **Slower Charging**

Image: The INIU Mini Power Bank P45 directly plugged into a smartphone, illustrating its 22.5W fast charging capability without the need for an external cable.

One Day Power for Your Phone



5500 mAh



iPhone 16

1.0
Charge



iWatch

4.4
Charges



AirPods

7.0
Charges



Galaxy S24

0.8
Charge

Image: The INIU Mini Power Bank P45 simultaneously charging a smartphone via its built-in USB-C connector and a pair of wireless earbuds via an external USB-C cable connected to its port.

Two-Way Safe Recharging

Via USB-C
Connector



Via USB-C Port



Image: The INIU Mini Power Bank P45 is shown connected to a wall charger for recharging, while simultaneously providing power to a smartphone, demonstrating its pass-through charging capability.

6.2 Digital Display

The integrated digital display shows the remaining battery percentage of the power bank, allowing you to monitor its charge level accurately.

7. Specifications

Feature	Detail
Model Number	P45

Battery Capacity	5500 Milliamp Hours (mAh)
Output	USB-C*1 (Built-in Connector), USB-C Port
Fast Charging	22.5W PD Fast Charging
Product Dimensions	3.1 x 1.5 x 1 inches (7.8 x 3.9 x 2.5 cm)
Item Weight	10.8 ounces (100 grams)
Special Features	Built-in USB-C Connector, Digital Display, Lightweight, Mini Size, Pocket Size, Travel Essential
Battery Type	Lithium Polymer

8. Maintenance

- Clean the power bank with a soft, dry cloth. Do not use harsh chemicals or abrasive materials.
- Store the device in a cool, dry place away from direct sunlight and moisture.
- For optimal battery life, recharge the power bank at least once every three months if not in regular use.
- Avoid fully discharging the battery frequently.

9. Troubleshooting

- **Device not charging:** Ensure the power bank is charged. Check that the cable or built-in connector is securely plugged into both the power bank and your device. Try a different cable or port if available.
- **Power bank not recharging:** Ensure the charging cable and wall adapter are functioning correctly and securely connected. Try a different cable or adapter.
- **Slow charging:** Verify that your device and cable support fast charging. Ensure the power bank has sufficient charge.
- **Digital display not working:** If the display is unresponsive, try charging the power bank for a short period. If the issue persists, contact customer support.

10. Warranty and Support

INIU provides an industry-leading 3-year INIU Care warranty for this product. If you encounter any quality issues within 3 years of purchase, a replacement will be provided. For technical support or warranty claims, please refer to the contact information provided in your package or visit the official INIU website.



[P45 Smart Watch User Manual - Setup, Features, and Troubleshooting](#)





Comprehensive user manual for the P45 Smart Watch, covering setup, app binding, Bluetooth connectivity, call functions, and answers to frequently asked questions. Learn how to maintain your device and troubleshoot common issues.



[INIU Power Bank 10000mAh User Manual](#)

User manual for the INIU Power Bank 10000mAh, a portable charger with USB-C input/output, fast charging capabilities, and compatibility with various smartphones and devices.

--	--

	<p>INIU BI-B61 Power Bank User Manual</p> <p>User manual for the INIU BI-B61 Power Bank, a 22.5W fast-charging 10000mAh portable charger with USB-C input/output and a built-in stand, compatible with iPhone, Samsung, and iPad.</p>
	<p>INIU Portable Charger 22.5W 20000mAh User Manual</p> <p>User manual for the INIU 22.5W 20000mAh Portable Charger (Power Bank) with USB-C, PD 3.0, QC 4.0, and LED display. Compatible with iPhone, Samsung, Google, LG, and iPad devices.</p>
	<p>INIU Power Bank Welcome Guide</p> <p>Welcome guide for the INIU Power Bank, a 22.5W fast-charging 10500mAh portable charger with PD3.0 and QC4.0 support, featuring a slim design and USB-C input/output for various devices.</p>
	<p>INIU Power Bank 25000mAh 100W User Guide</p> <p>Comprehensive guide for the INIU Power Bank 25000mAh 100W, detailing features, specifications, safety precautions, and troubleshooting for this fast-charging portable charger compatible with laptops, phones, and tablets.</p>

