

## Manuals+

[Q & A](#) | [Deep Search](#) | [Upload](#)

[manuals.plus](#) /

› [RUXINGX](#) /

› [RUXINGX CS5 PRO Fitness Tracker Smartwatch User Manual](#)

## RUXINGX CS5 PRO

# RUXINGX Fitness Tracker Smartwatch User Manual

Model: CS5 PRO

## PRODUCT OVERVIEW

---

The RUXINGX CS5 PRO Fitness Tracker Smartwatch is designed to monitor various health metrics and track activity, offering a comprehensive solution for daily wellness and fitness. It features a vibrant display, multiple sports modes, and smart notification capabilities, compatible with both Android and iOS devices.

### What's in the Box

- 1x RUXINGX CS5 PRO Fitness Tracker Watch
- 1x Pink Silicone Strap
- 1x Black Silicone Strap
- 1x Starlight Silicone Strap
- 1x Burgundy Silicone Strap
- 1x USB Charging Cable
- 1x User Manual (this document)



Figure 1: RUXINGX CS5 PRO Fitness Tracker Smartwatch with included interchangeable bands.



**300 mAh**  
Battery Capacity

**1.5 Hours**  
Quick Charging

## PRODUCT DIMENSION

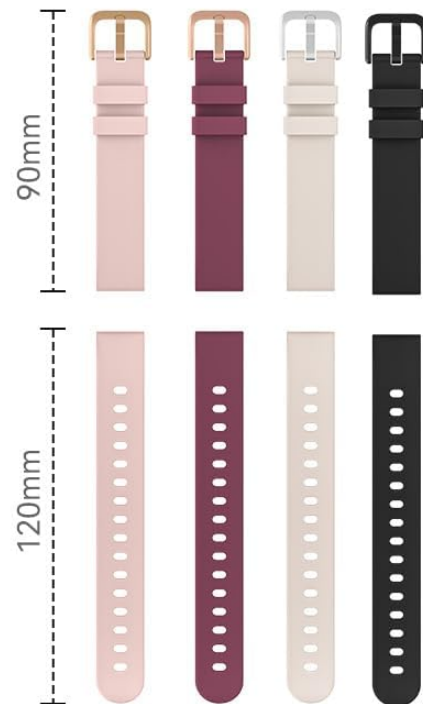


Figure 2: Product dimensions and contents of the package.

## SETUP GUIDE

### 1. Initial Charging

Before first use, fully charge the smartwatch. Connect the provided USB charging cable to the charging contacts on the back of the watch and plug the USB end into a standard USB power adapter (not included). A full charge typically takes 2-3 hours.

### 2. Power On/Off

- **Power On:** The watch will automatically power on when connected to the charger. Alternatively, long-press the physical button on the side of the watch to power it on.
- **Power Off:** Navigate to the 'Settings' menu on the watch, then select 'Power Off' or long-press the physical button and confirm power off.

### 3. App Download and Pairing

To unlock the full functionality of your RUXINGX smartwatch, download the companion app "GloryFit" from the App Store (for iOS devices) or Google Play Store (for Android devices).

1. **Download:** Search for "GloryFit" in your device's app store and install it.
2. **Register/Login:** Open the app and follow the on-screen prompts to create an account or log in.
3. **Pairing:** Ensure Bluetooth is enabled on your smartphone. In the GloryFit app, navigate to the "Device" section and select "Add Device" or "Bind Device". The app will search for nearby devices. Select "CS5 PRO" or the corresponding device ID (e.g., CS5(ID-F8B1)) from the list to pair.
4. **Data Sync:** Once paired, the watch will synchronize data with the app. Ensure the watch is close to your phone during the pairing process for a stable connection.

# Communication on Your Wrist

Supports receiving incoming call reminders and various APP messages in real time.



Figure 3: Smartwatch receiving notifications and device compatibility.

## OPERATING INSTRUCTIONS

### 1. Screen Operation

- **Tap:** Tap the screen to select an item or confirm an action.
- **Swipe Up/Down:** Swipe vertically to scroll through menus or notifications.
- **Swipe Left/Right:** Swipe horizontally to navigate between different function screens (e.g., activity data, heart rate, weather).

- **Long Press:** Long press on the watch face to change it, or on certain icons for additional options.

## 2. Customization

- **Watch Faces:** The watch supports over 200 watch faces available through the GloryFit app. You can also upload your favorite photos to create custom dials.
- **Brightness:** Adjust screen brightness via the watch's settings menu or quick access panel.
- **Wrist Awake:** Enable or disable the feature that turns on the screen when you raise your wrist.

# 200+ Watch Faces Continuously Updated



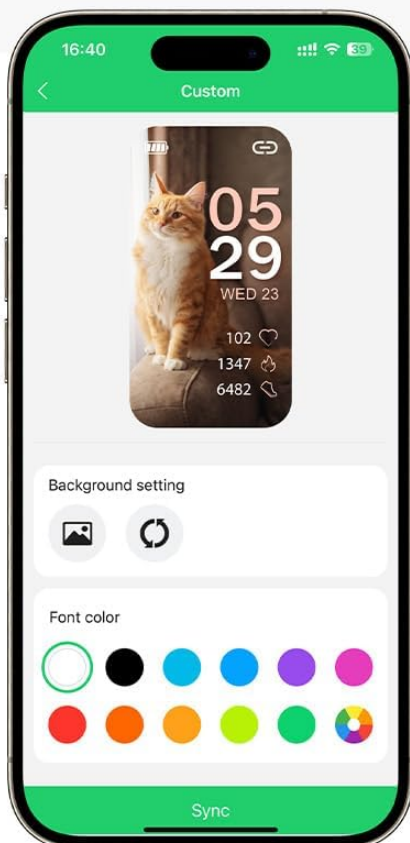
1.8" HD

Large Field of View



Color Display

More clarity



DIY wallpapers and display data  
widgets to your liking



Figure 4: Watch face customization options.

### 3. Smart Features

- **Notifications:** Receive real-time alerts for incoming calls, text messages, and app notifications (e.g., WhatsApp, Facebook). Note: The watch supports viewing message content but does not support replying to messages or making calls directly from the watch.
- **Music Control:** Control music playback on your smartphone (play, pause, skip tracks) directly from the watch.
- **Weather Forecast:** View current weather conditions and forecasts synced from your phone.
- **Remote Camera:** Use the watch as a remote shutter button for your phone's camera.
- **Find Phone/Watch:** Locate your paired phone by making it ring, or find your watch if it's within Bluetooth range.

### HEALTH MONITORING

---

The RUXINGX CS5 PRO provides 24/7 health monitoring features to help you stay informed about your well-being.

- **Heart Rate Monitoring:** Continuously tracks your heart rate throughout the day.
- **Blood Oxygen (SpO2) Monitoring:** Measures your blood oxygen levels.
- **Sleep Tracking:** Monitors your sleep patterns, including deep sleep, light sleep, and awake times, providing detailed reports in the app.
- **Breathing Training:** Guided breathing exercises to help with relaxation and stress reduction.
- **Menstrual Cycle Tracking:** A dedicated function for women to record and track their menstrual cycle.
- **Sedentary Reminder:** Alerts you when you've been inactive for too long, encouraging movement.
- **Drinking Reminder:** Reminds you to drink water at regular intervals.

# 24/7 Non-Stop Care for Your Health

Help you understand your health status in depth  
and manage your health in all aspects.

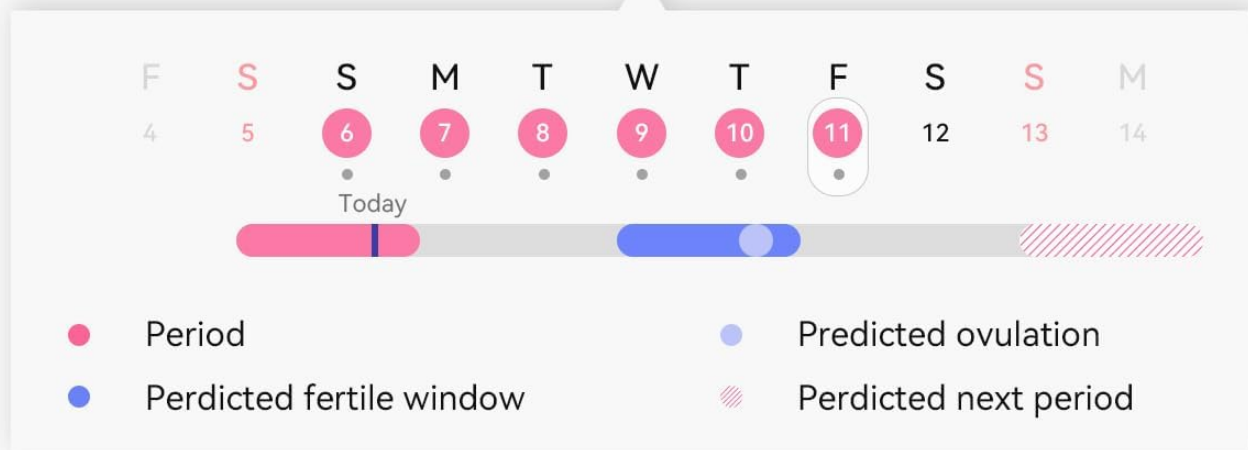


Figure 5: 24/7 Health monitoring features including heart rate, SpO2, and women's health tracking.



Figure 6: Sleep monitoring and breathing training features.

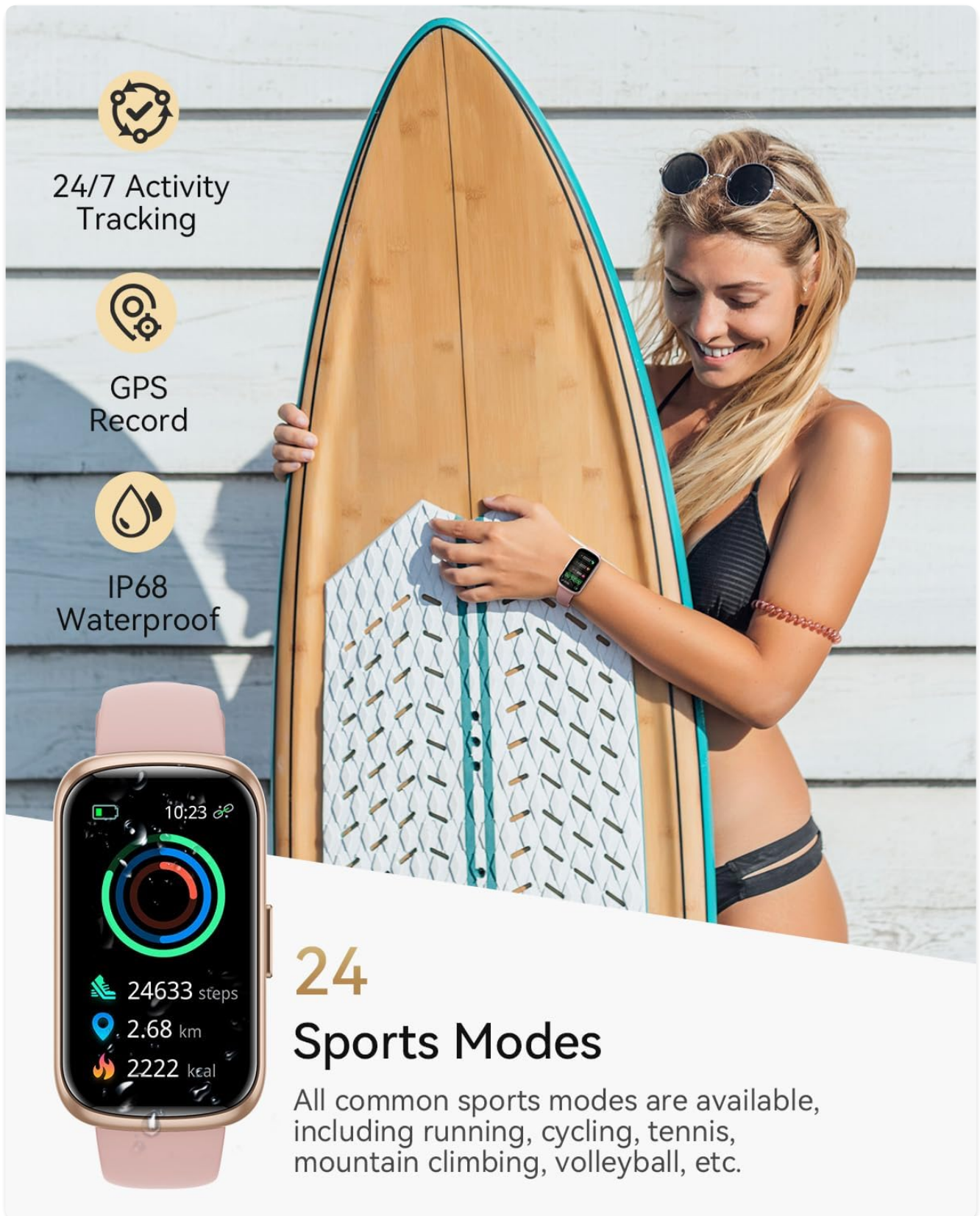
## ACTIVITY TRACKING

The smartwatch is equipped with 24 sports modes to accurately record your exercise data.

- **24 Sports Modes:** Includes walking, running, basketball, football, and many more. Select your preferred mode before starting an activity for accurate tracking.
- **Activity Data:** Records steps, calories burned, and distance in real-time.
- **GPS Tracking:** When connected to your phone, the app can use your phone's GPS to map out your exercise routes

and display them in the app.

- **IP68 Waterproof:** The watch is IP68 rated, meaning it is resistant to dust and can withstand immersion in water up to 1.5 meters for 30 minutes. Suitable for daily use and light water activities, but not recommended for diving or hot water activities.



The image features a woman with blonde hair, wearing sunglasses on her head and a dark bikini, smiling while holding a wooden surfboard with a teal edge. She is wearing a smartwatch on her left wrist. To the left of the woman, there are three circular icons in a vertical column: a checkmark inside a circle, a location pin with a gear, and a water drop. Below these icons are the text labels '24/7 Activity Tracking', 'GPS Record', and 'IP68 Waterproof'. In the bottom left corner, there is a close-up of the smartwatch face, which displays a colorful activity ring, the time '10:23', and three activity metrics: '24633 steps' with a step icon, '2.68 km' with a location pin icon, and '2222 kcal' with a flame icon.

24  
Sports Modes

All common sports modes are available, including running, cycling, tennis, mountain climbing, volleyball, etc.

Figure 7: Activity tracking features and IP68 waterproof rating.

## SPECIFICATIONS

Feature	Detail
Model Name	CS5 PRO
Brand	RUXINGX
Screen Size	1.47 Inches
Screen Resolution	172*320 (UHD)
Shape	Rectangular
Operating System	Android & iOS (Android 4.4+, iOS 9.0+)
Connectivity Technology	Bluetooth
Wireless Communication Standard	Bluetooth
Battery Capacity	300 mAh
Charging Time	1.5 - 2 hours
Battery Life	Up to 7 days (typical usage)
Item Weight	4.2 ounces
Water Resistance	IP68
Special Features	Custom Activity Tracking, Daily Workout Memory, Lightweight, Notifications, Touchscreen, Heart Rate Monitor, Sleep Tracker, Breathing Training, Menstrual Cycle Tracker, GPS Via Smartphone



**300 mAh**  
Battery Capacity

**1.5 Hours**  
Quick Charging

## PRODUCT DIMENSION

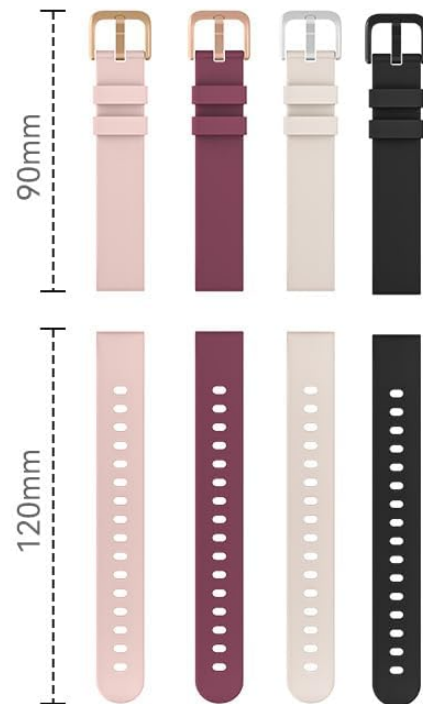


Figure 8: Detailed product dimensions and battery information.

## MAINTENANCE

- **Cleaning:** Regularly clean the watch and straps with a soft, damp cloth. Avoid using harsh chemicals or abrasive materials.
- **Drying:** Ensure the watch is completely dry after exposure to water, especially the charging contacts, to prevent corrosion.
- **Storage:** Store the watch in a cool, dry place when not in use. Avoid extreme temperatures.

- **Strap Care:** The silicone straps are durable but can be cleaned with mild soap and water if needed.

## TROUBLESHOOTING

Problem	Solution
Watch not turning on	Ensure the watch is fully charged. Connect it to the charger and wait a few minutes. If still unresponsive, try long-pressing the physical button.
Cannot pair with phone	<ul style="list-style-type: none"> <li>◦ Ensure Bluetooth is enabled on your phone and the watch.</li> <li>◦ Make sure the watch is within close proximity to your phone.</li> <li>◦ Restart both the watch and your phone.</li> <li>◦ Clear Bluetooth cache on your phone (Android) or forget the device and re-pair (iOS/Android).</li> <li>◦ Ensure the GloryFit app has necessary permissions enabled.</li> </ul>
Notifications not received	<ul style="list-style-type: none"> <li>◦ Check app notification settings in the GloryFit app.</li> <li>◦ Ensure phone's Bluetooth is connected and stable.</li> <li>◦ Verify that app notifications are enabled in your phone's system settings for GloryFit.</li> <li>◦ Disable "Do Not Disturb" mode on both the watch and phone.</li> </ul>
Inaccurate health data	<ul style="list-style-type: none"> <li>◦ Ensure the watch is worn snugly on your wrist, not too tight or too loose.</li> <li>◦ Clean the sensors on the back of the watch.</li> <li>◦ Keep your profile information (height, weight, age) updated in the GloryFit app for accurate calculations.</li> <li>◦ Note: Health monitoring data is for reference only and should not be used for medical purposes.</li> </ul>
Short battery life	<ul style="list-style-type: none"> <li>◦ Reduce screen brightness.</li> <li>◦ Decrease the frequency of heart rate or SpO2 monitoring.</li> <li>◦ Turn off "Wrist Awake" feature if not needed.</li> <li>◦ Limit the number of apps sending notifications to the watch.</li> </ul>

## WARRANTY AND SUPPORT

RUXINGX provides professional pre-sale and after-sale service for its products. If you encounter any issues or have questions regarding your CS5 PRO Fitness Tracker Smartwatch, please contact RUXINGX customer service directly. Refer to the contact information provided in your product packaging or on the official RUXINGX website for assistance. Most inquiries are addressed within 24 hours.

This product comes with a standard manufacturer's warranty covering defects in materials and workmanship from the date of purchase. Please retain your proof of purchase for warranty claims.