

BedsPick 181

BedsPick Full Size Bed Frame with 2-Tier Storage Headboard, Charging Station & LED Lights - Model 181 User Manual

Comprehensive instructions for assembly, operation, and maintenance.

IMPORTANT SAFETY INFORMATION

Please read and understand all instructions before assembly and use. Keep this manual for future reference.

- **Weight Capacity:** Do not exceed the maximum weight capacity of 800 pounds.
- **Maintenance:** Keep the bed frame dry and clean to prevent damage or safety hazards.
- **Assembly:** Always follow the assembly instructions carefully to ensure stability and prevent collapse.
- **Tools:** Use appropriate tools for assembly. Do not overtighten screws.

PRODUCT OVERVIEW

The BedsPick Full Size Bed Frame (Model 181) combines a sturdy metal platform with a rustic brown MDF headboard. It features integrated storage, a charging station, and multi-function RGB LED lighting to enhance your bedroom environment.

Key Features:

- **2-Tier Storage Headboard:** Provides convenient space for books, alarm clocks, and personal items.
- **Integrated Charging Station:** Includes 2 standard plug outlets (125V/12A) and 2 USB ports (5V/2.1A) for easy device charging.
- **Multi-function RGB LED Lights:** Customizable color, brightness, and music synchronization via

remote control or app.

- **Sturdy Metal Construction:** Heavy-duty metal slats and frame support up to 800 pounds.
- **Noise-Free Design:** Equipped with special noise reduction strips for a quiet sleeping environment.
- **Floating Design:** Hides bed legs for a modern aesthetic and easier cleaning underneath.

Product Dimensions:

81.3"L x 54.1"W x 40"H



Image: Detailed dimensions of the BedsPick Full Size Bed Frame.

SETUP AND ASSEMBLY

This bed frame is designed for easy assembly. All necessary parts and tools are included in one box. Follow these steps carefully.

Components Checklist:

Refer to the included assembly manual for a complete list of numbered parts and hardware (screws,

nuts, wrench, etc.).

Assembly Instructions:

Important Note: Only screw bolts in 75% of the way until you have the whole piece of furniture put together. Then go back and tighten everything up.

1. **Install the Headboard:** Assemble the headboard components, including the wooden panels and metal frames. Ensure the charging station is correctly positioned.
2. **Attach Side Panels:** Connect the side panels to the headboard.
3. **Install Center Support Bars:** Secure the central support bars and legs to the frame.
4. **Install Bed Slats:** Place and secure the metal bed slats across the frame.
5. **Install LED Lights:** Carefully attach the LED light strips to the designated areas on the headboard and under the frame. Ensure all wires are straightened and secured to prevent damage.

Assembly Video:

For a visual guide, please refer to the official assembly video:

Your browser does not support the video tag.

Video: Detailed assembly instructions for the BedsPick Queen Size Bed Frame.

Additional Assembly Tips:

The metal support bars are recessed for installation, allowing for efficient assembly. The embedded design of the bed frame secures your mattress and prevents sliding.




Image: Illustration of the easy assembly feature with recessed metal support bars.

Mattress Guard

The embedded design of the bed frame secures your mattress and prevents the mattress from sliding.

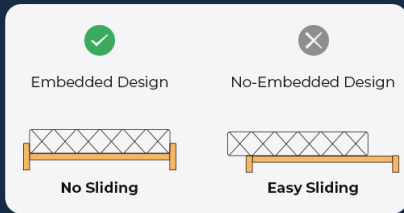


Image: Diagram showing the mattress guard feature to prevent mattress sliding.

OPERATING INSTRUCTIONS

Charging Station:

The 2-tier headboard includes a built-in charging station with 2 standard plug outlets and 2 USB ports. Simply plug in your devices for convenient bedside charging.



Storage Headboard with Charging Station



125V/12A
(2 Standard Plug Outlets)



5V/2.1A
(2 USB Ports)

Image: Close-up of the headboard showing the integrated charging station with outlets and USB ports.

RGB LED Lights:

The multi-function RGB LED lights can be controlled via the included remote control or a dedicated mobile application. Customize the lighting to your preference:

- **Color Adjustment:** Choose from a wide range of colors.
- **Brightness Control:** Adjust the intensity of the lights.
- **Musical Modes:** Synchronize lights with music for dynamic effects.
- **Timing Function:** Set timers for automatic on/off.

Smart RGB LED Bed Frame



Image: The bed frame with smart RGB LED lights illuminated, showing the remote control for operation.

LED Lights Feature Video:

See the smart LED lights in action:

Your browser does not support the video tag.

Video: A short demonstration of the metal platform bed with smart LED lights.

MAINTENANCE AND CARE


- **Cleaning:** Wipe the bed frame surfaces with a damp cloth. Avoid harsh chemicals that may damage the finish.
- **Regular Checks:** Periodically check all bolts and connections to ensure they remain tight. Retighten if necessary.
- **Weight Distribution:** Distribute weight evenly across the bed frame to prevent stress on individual slats or components.
- **LED Lights:** Handle LED light strips with care. Avoid bending them sharply or exposing them to

excessive moisture.

TROUBLESHOOTING

Noise/Squeaking:

The bed frame is designed with noise reduction strips. If you experience squeaking, ensure all bolts are securely tightened. Check for any loose connections or uneven placement of slats.



Noise-Free Design

Enjoy a quiet and peaceful sleep with the bed's noise-reducing design

Image: Close-up showing the noise-free design with noise-reducing strips on the bed frame.

LED Lights Not Working:

- Check if the power adapter is securely plugged into a working outlet.
- Ensure the connection between the LED strip and the controller is firm.
- Verify the remote control batteries are functional.
- If using the app, ensure Bluetooth is enabled and the app is correctly paired with the lights.

Charging Station Issues:

- Confirm the bed frame's main power cord is plugged into a live wall outlet.
- Test with different devices and cables to rule out device-specific issues.

SPECIFICATIONS

Feature	Detail
Size	Full
Product Dimensions	81.3"L x 54.1"W x 40"H
Weight Capacity	800 pounds

Material	Metal, Wood (MDF)
Color	Rustic Brown
Headboard Storage	2-tier shelf
Charging Station	2 Standard Plug Outlets (125V/12A), 2 USB Ports (5V/2.1A)
LED Lights	RGB, Remote Control & App Controlled
Assembly Required	Yes
Box Spring Needed	No

WARRANTY AND SUPPORT

BedsPick is committed to providing high-quality products and excellent service.

- **Returns:** This product is eligible for 90-day easy returns.
- **Customer Support:** For any questions, concerns, or assistance with your BedsPick bed frame, please contact our customer support team. Refer to your purchase documentation for contact details.