

EMKE ESFTR1050X5B-DRVC

EMKE Electric Towel Warmer User Manual

Model: ESFTR1050X5B-DRVC (500x1000mm, 320W)

1. INTRODUCTION

Thank you for choosing the EMKE Electric Towel Warmer. This manual provides essential information for the safe installation, operation, and maintenance of your new appliance. Please read these instructions carefully before use and retain them for future reference.

This electric towel warmer, model ESFTR1050X5B-DRVC, features efficient carbon fiber heating, smart temperature control, and connectivity options for a comfortable and convenient bathroom experience. It is designed for humid environments with an IPX5 water protection rating.

2. SAFETY INSTRUCTIONS

To ensure safe operation and prevent injury or damage, please observe the following safety precautions:

- Read all instructions before installing and using the appliance.
- This appliance is intended for domestic use only. Do not use it for commercial or industrial purposes.
- Ensure the power supply voltage matches the rating label on the appliance.
- Do not operate the towel warmer with a damaged cord or plug. If the cord is damaged, it must be replaced by the manufacturer, its service agent, or similarly qualified persons to avoid a hazard.
- Do not immerse the appliance in water or other liquids.
- Keep the appliance away from flammable materials.
- Do not cover the towel warmer with items that obstruct airflow, as this may cause overheating.
- The appliance is rated IPX5, meaning it is protected against low-pressure water jets from any direction. However, avoid direct spraying with high-pressure water.
- Always disconnect the power supply before cleaning or performing any maintenance.
- This appliance is not intended for use by persons (including children) with reduced physical, sensory, or mental capabilities, or lack of experience and knowledge, unless they have been given supervision or instruction concerning use of the appliance by a person responsible for their safety.
- Children should be supervised to ensure that they do not play with the appliance.

3. PACKAGE CONTENTS

Please check the package for the following items:

- EMKE Electric Towel Warmer (Model ESFTR1050X5B-DRVC)
- Mounting Kit (screws, wall plugs, brackets)
- Instruction Manual

4. SETUP AND INSTALLATION

Installation should be performed by a qualified person in accordance with local electrical codes. Ensure the power is disconnected before starting installation.

1. **Choose Location:** Select a suitable wall location in your bathroom, ensuring it is away from direct water spray and within reach of a power outlet. Consider the dimensions of the unit (500x1000mm) and a recommended wall distance of 110mm for optimal use.
2. **Mark Drilling Points:** Use the provided mounting template or measure carefully to mark the four drilling points on the wall.
3. **Drill Holes:** Drill holes at the marked points using an appropriate drill bit for your wall type. Insert the wall plugs.
4. **Attach Brackets:** Secure the mounting brackets to the wall using the provided screws.
5. **Mount Towel Warmer:** Carefully align the towel warmer with the brackets and secure it in place. Ensure it is firmly attached to the wall.
6. **Connect Power:** Plug the towel warmer into a grounded electrical outlet. No modifications to the existing electrical circuit are typically required for standard installation.



Image: EMKE Electric Towel Warmer in a bathroom setting, highlighting its design and smart features.

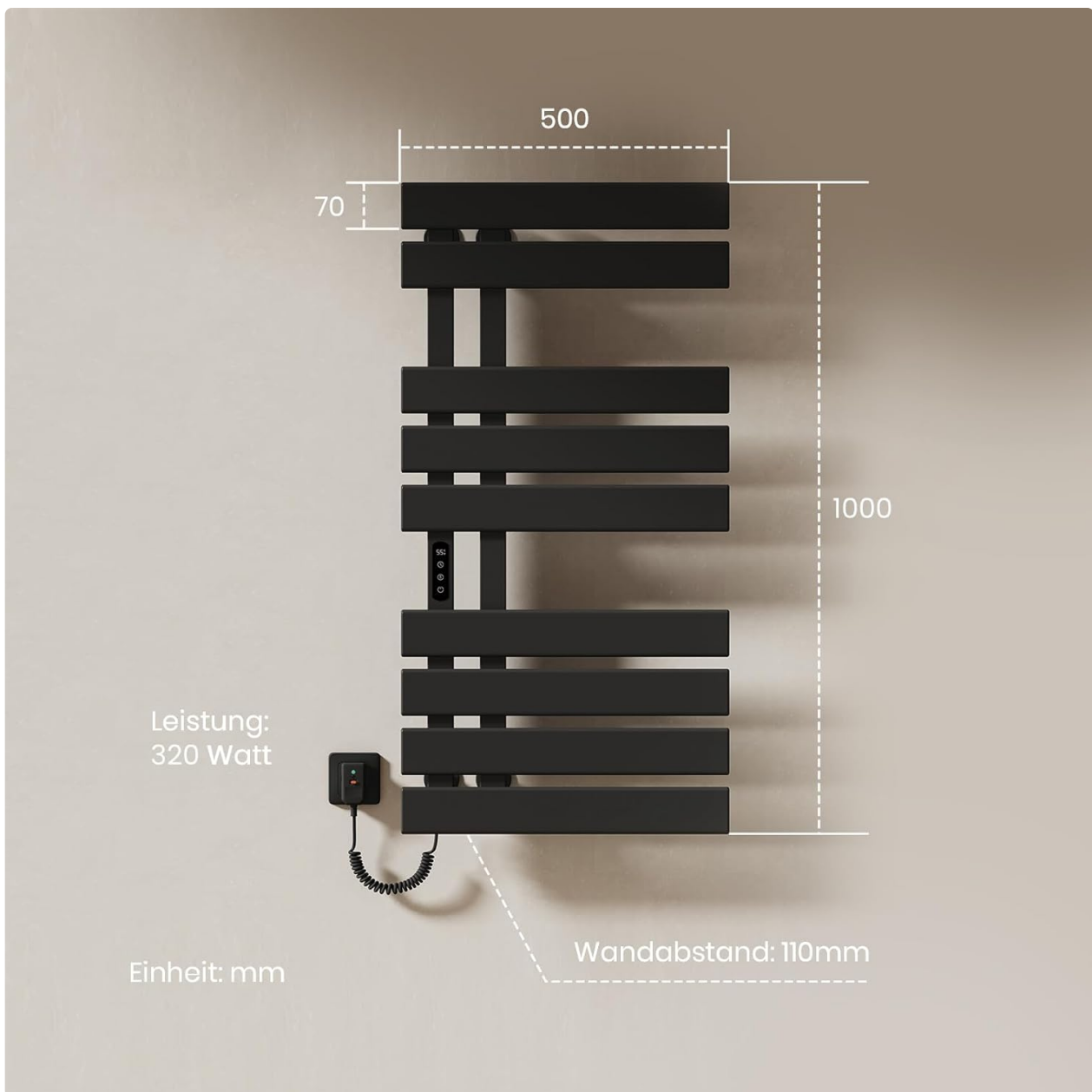


Image: Product dimensions and power specifications (500x1000mm, 320W, 110mm wall distance).

5. OPERATING INSTRUCTIONS

The EMKE Electric Towel Warmer offers intuitive control via its integrated LCD touchscreen, Wi-Fi connectivity, and compatibility with smart home systems.

5.1. Control Panel Overview



Digitaler Bildschirm mit intelligenter Touch-Steuerung

Gleichmäßige Erwärmung

Image: Digital screen with intelligent touch control for even heating.

5.2. Basic Operation

- **Power On/Off:** Press the power button on the control panel to turn the unit on or off.
- **Temperature Adjustment:** Use the touch controls to set your desired temperature between 30°C and 70°C. The LCD screen will display the current and target temperatures.
- **Heating Modes:** The towel warmer features a 2+3+4 level heat design, providing different drying levels for towels and clothes simultaneously. The flat tube design maximizes contact surface for faster, more uniform drying.



Image: Temperature adjustment range (30-70°C) and suggested uses for various items, highlighting bacterial growth prevention.

5.3. Timer Function

The integrated timer allows you to set the operating duration from 1 to 9 hours, providing warm towels when needed and promoting energy-efficient use without continuous operation.

- **Setting the Timer:** Press the timer button on the control panel and use the temperature adjustment buttons to select the desired operating duration.



Timer-Funktion: 1-9 Stunden

Sofort warme Handtücher nach Ankunft,
energieeffiziente Nutzung ohne Dauerbetrieb.

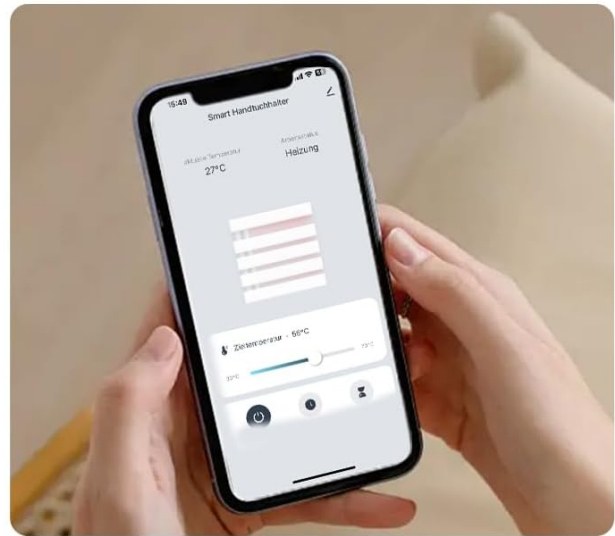
Image: Timer function for 1-9 hours, enabling energy-efficient use.

5.4. Smart Control (Wi-Fi & App)

For maximum convenience, the towel warmer can be controlled via Wi-Fi using the Tuya app, and is compatible with voice assistants like Alexa and Google Home.

- **App Connection:** Download the Tuya Smart app from your smartphone's app store. Follow the in-app instructions to connect your towel warmer to your home Wi-Fi network.
- **Voice Control:** Once connected to the Tuya app, integrate the device with Alexa or Google Home by following the respective app's instructions. You can then use voice commands to control the towel warmer.

Intelligente Fernbedienung



Steuerbar über Sprachassistenten oder APP,
WLAN-Verbindung erforderlich

Image: Smart control via voice assistants (Alexa, Google Home) or the Tuya app, requiring a Wi-Fi connection.

6. MAINTENANCE


Regular cleaning and maintenance will ensure the longevity and optimal performance of your towel warmer.

- **Cleaning:** Disconnect the power before cleaning. Wipe the surface with a soft, damp cloth. Do not use abrasive cleaners, solvents, or harsh chemicals, as these may damage the finish. The smooth surface facilitates easy cleaning and reduces dust and limescale buildup.
- **Inspection:** Periodically check the power cord and plug for any signs of damage. If damage is found, contact customer support.
- **Corrosion Resistance:** The towel warmer is made from high-quality structural steel with a corrosion-resistant coating, ensuring durability in humid bathroom environments.

Mehrere Sicherheitsgarantien




Erhöhte Sicherheit



Hochwertige Materialien



Nahtloses Schweißen



IPX5 wasserdicht

Image: Multiple safety guarantees including increased safety features, high-quality materials, seamless welding, and IPX5 waterproof rating.

7. TROUBLESHOOTING

If you encounter any issues with your EMKE Electric Towel Warmer, please refer to the following common troubleshooting steps:

- **No Power:**

- Check if the power cord is securely plugged into a working electrical outlet.
- Verify if the circuit breaker has tripped.
- Ensure the power button on the unit is pressed.

- **Not Heating:**

- Check if the desired temperature is set correctly and is higher than the ambient temperature.
- Ensure the timer function is not set to 'off' or has expired.

- **Wi-Fi Connection Issues:**

- Ensure your Wi-Fi network is active and within range.

- Restart your router and the towel warmer.
- Follow the pairing instructions in the Tuya Smart app carefully.
- **Unusual Noises/Smells:**
 - Immediately turn off and unplug the unit.
 - Contact customer support for assistance. Do not attempt to repair it yourself.

If the problem persists after following these steps, please contact EMKE customer support.

8. SPECIFICATIONS

Attribute	Detail
Brand	EMKE
Model Number	ESFTR1050X5B-DRVC
Dimensions	500 x 1000 mm
Product Dimensions (L x W x H)	100 x 50 x 11 cm
Weight	10 kg
Color	Black
Power	320 W
Heating Technology	Carbon Fiber
Temperature Range	30°C - 70°C
Control	LCD Touchscreen, Wi-Fi, Tuya App, Alexa, Google Home
Water Protection Rating	IPX5
Material	High-quality Structural Steel with Corrosion-resistant Coating
Components Included	Electric Towel Warmer, Mounting Kit, Instruction Manual

9. WARRANTY AND SUPPORT

EMKE products are manufactured to high-quality standards. For any warranty claims or technical support, please contact EMKE customer service through the retailer where you purchased the product or visit the official EMKE website for contact information.

Please retain your proof of purchase for warranty purposes.

