

## Baseus P10021604123-00

# Baseus Blade 100W 20000mAh Portable Charger User Manual

Model: P10021604123-00

## 1. INTRODUCTION

Thank you for choosing the Baseus Blade 100W 20000mAh Portable Charger. This slim and powerful device is designed to provide reliable and fast charging for a wide range of electronic devices, including laptops, smartphones, tablets, and more. Its high capacity and multiple output ports make it an ideal companion for travel, work, and daily use. This manual provides essential information on how to set up, operate, maintain, and troubleshoot your portable charger.



The Baseus Blade 100W 20000mAh Portable Charger, a versatile power solution for various devices.

## 2. PRODUCT OVERVIEW

### 2.1 Components

- Baseus Blade 100W 20000mAh Portable Charger
- USB-C to USB-C Cable (100W)
- User Manual

## 2.2 Features and Ports

The Baseus Blade portable charger is designed with user convenience and high performance in mind. It features a slim profile, an intuitive digital display, and multiple ports for versatile charging.



The Baseus Blade 100W Portable Charger and its accompanying USB-C cable.

- **100W PD Fast Charging:** Capable of charging laptops and other high-power devices rapidly.
- **20000mAh High Capacity:** Provides multiple charges for smartphones and significant power for laptops.
- **Multiple Ports:** Equipped with two USB-C ports (input/output) and two USB-A ports (output) for charging up to four devices simultaneously.
- **Digital Display:** An intuitive screen shows remaining battery percentage, charging power (Volts/Amps), and estimated charging time left.
- **Slim and Portable Design:** With a thickness of 0.7 inches and weighing 15.9 ounces, it's designed for easy portability.

# Ultra Slim and Portable

Thinner than your laptop



**0.7in**  
Thickness



**0.98lbs**  
Weight



The ultra-slim design of the Baseus Blade, making it highly portable.



# Intuitive Status Display

Easy-to-read charging status

88

Remaining  
battery

⚡ 20V 5.0A

Charging  
power

⌚ 02h 30m

Charging  
time left



The intuitive digital display provides real-time charging information.

## 3. SETUP

### 3.1 Initial Charging of the Power Bank

Before first use, it is recommended to fully charge your Baseus Blade portable charger. Use the provided USB-C to USB-C cable and a compatible power adapter (not included) to connect the power bank to a power outlet. The digital display will show the charging progress.

## Simultaneous Charging and Discharging

Thanks to pass-through charging, you can charge the power bank while using it to charge devices.



Recharging the Baseus Blade with its 60W high-speed input capability.

### 3.2 Power On/Off

To power on the device, press the power button located on the side. The digital display will illuminate. The device will automatically power off when not in use for a period to conserve battery.

## 4. OPERATING INSTRUCTIONS

### 4.1 Charging Devices

Connect your device to one of the available USB-C or USB-A output ports using a compatible charging cable. The power bank will automatically detect the device and begin charging. The digital display will show the current output and estimated time remaining for the power bank to fully charge the connected devices.



# 100W Laptop Fast Charging



Charging a MacBook Pro with the 100W PD fast charging capability.

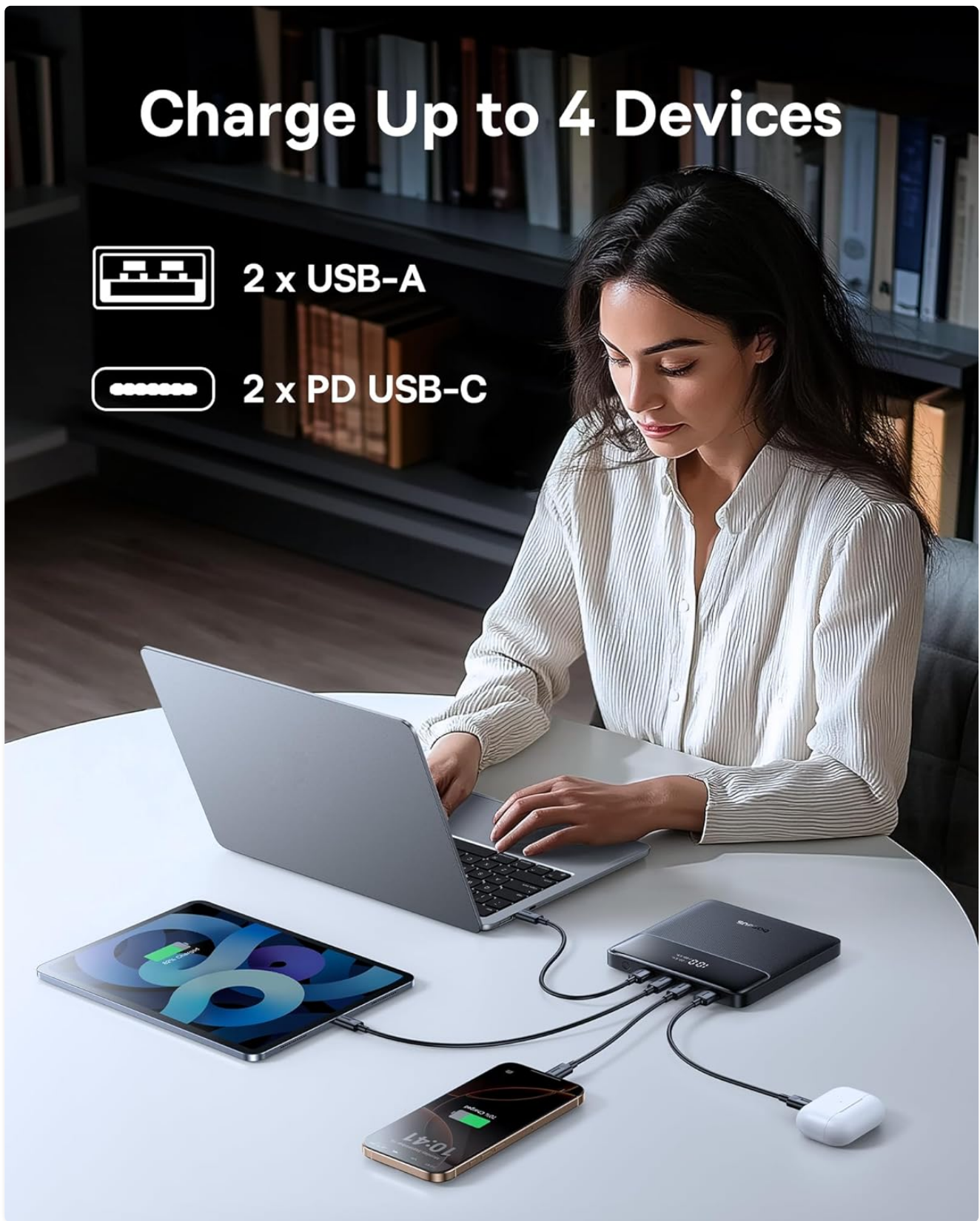
# Charge Up to 4 Devices



2 x USB-A



2 x PD USB-C



The Baseus Blade can charge up to four devices concurrently.

## 4.2 Low-Current Mode

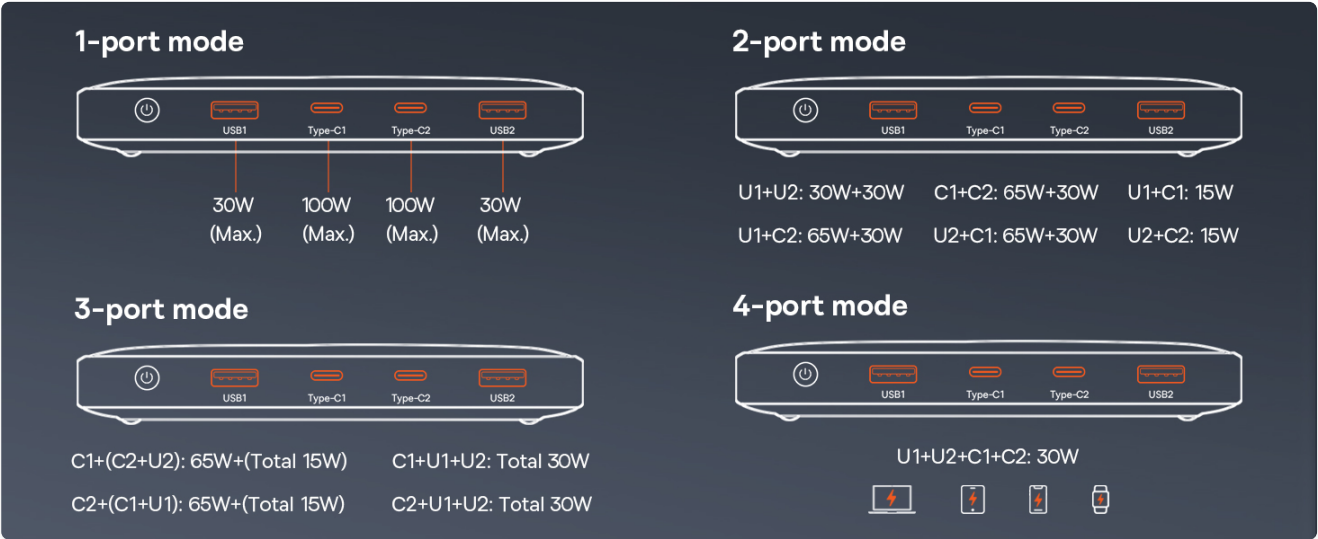
For charging low-power devices such as earbuds, smartwatches, or fitness trackers, activate the low-current mode. Press and hold the power button for approximately 3 seconds until the display indicates low-current mode is active. This mode ensures safe and efficient charging for devices with smaller battery capacities.

## 4.3 Simultaneous Charging and Recharging (Pass-Through)

The Baseus Blade supports pass-through charging, allowing you to recharge the power bank itself while simultaneously charging your devices. Connect the power bank to a power source via one of its USB-C input/output



ports, and then connect your devices to the remaining output ports.



Simultaneous charging and recharging capability of the power bank.

#### 4.4 Usage Scenarios

The Baseus Blade is versatile for various environments:

- **Outdoors:** Keep your devices powered during outdoor activities.
- **Airline Travel:** FAA-compliant design for hassle-free travel.
- **Entertainment:** Power gaming devices like Steam Deck or Nintendo Switch.
- **Office:** Ensure your laptop and other work devices stay charged during meetings or long work sessions.



Ideal for keeping devices charged during outdoor adventures.





Perfect for maintaining power during airline travel.



Powering gaming devices for extended entertainment.



Reliable power for your devices in an office environment.

## 5. COMPATIBILITY

The Baseus Blade 100W Portable Charger offers broad compatibility with a wide range of devices, thanks to its



versatile USB-C and USB-A ports. It is designed to work with:

- **Laptops:** MacBook Pro/Air, Dell XPS, Chromebooks, Surface Pro, and other Windows OS laptops.
- **Smartphones:** iPhone 16/15/14/13/12 series, Samsung Galaxy series, and other iOS/Android devices.
- **Tablets:** iPad, Samsung Tab, and other tablets.
- **Other Devices:** AirPods, Steam Deck, Nintendo Switch, handheld fans, smartwatches (e.g., iWatch), and more.

# Broad Compatibility

## Laptop



MacBook



ChromeBook



Surface Pro



Windows OS devices

## Smartphone



iOS devices



Android devices

## Tablet



iPad



Samsung Tab

## Other



AirPods



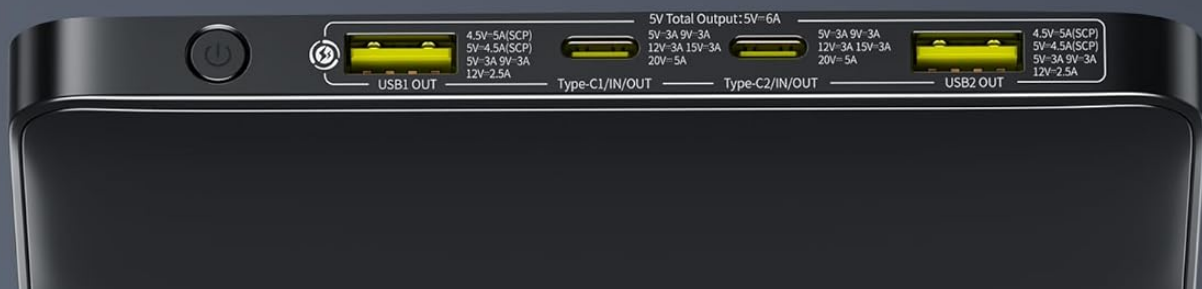
Handheld fan



iWatch



Console



Visual representation of the broad device compatibility.



## 6. SAFETY INFORMATION

The Baseus Blade portable charger incorporates advanced safety features to protect both the device and your connected electronics. These protections are certified by UL/IEC and other authoritative reports.

- **Overcharge Protection:** Prevents battery damage from excessive charging.
- **Over-discharge Protection:** Protects the battery from being fully depleted.
- **Overheat Protection:** Monitors temperature to prevent overheating.
- **Short-circuit Protection:** Automatically cuts off power in case of a short circuit.
- **Over-current Protection:** Safeguards against excessive current flow.
- **Over-power Protection:** Prevents damage from power surges.
- **Over-voltage Protection:** Protects against voltage fluctuations.
- **Recovery Protection:** Ensures safe recovery after protection activation.
- **Electromagnetic Field Protection:** Shields against electromagnetic interference.

# Multiple Safety Protection



Comprehensive safety mechanisms for secure operation.

## 7. SPECIFICATIONS

Feature	Detail
Product Dimensions	5.27 x 5.27 x 0.78 inches

Feature	Detail
Item Weight	15.9 ounces
Model Number	P10021604123-00
Battery Type	Lithium Polymer
Battery Capacity	20000 Milliamp Hours
Max Output Power	100W
Max Input Power	60W (for recharging)
Ports	2x USB-C (Input/Output), 2x USB-A (Output)
Special Features	Digital Display, Low-current Mode, Ultra-thin
Color	Cosmic Black
Manufacturer	Baseus
Country of Origin	China

## 8. MAINTENANCE

Proper maintenance ensures the longevity and optimal performance of your Baseus Blade portable charger.

- **Cleaning:** Use a soft, dry cloth to wipe the surface of the power bank. Avoid using harsh chemicals or abrasive materials.
- **Storage:** Store the power bank in a cool, dry place away from direct sunlight, extreme temperatures, and humidity. If storing for extended periods, charge it to about 50-70% capacity every three months to preserve battery health.
- **Handling:** Avoid dropping or subjecting the device to strong impacts. Do not disassemble or attempt to repair the power bank yourself.

## 9. TROUBLESHOOTING

If you encounter issues with your Baseus Blade portable charger, refer to the following common problems and solutions:

Problem	Possible Solution
Power bank not charging	Ensure the charging cable and power adapter are working correctly. Try a different cable or adapter. Check if the power bank's input port is clean and free of debris.



Problem	Possible Solution
Device not charging from power bank	Ensure the power bank is powered on. Try a different output port or charging cable. Verify that your device is compatible with the power bank's output specifications. If charging a low-power device, ensure low-current mode is activated.
Digital display not working	Press the power button to activate the display. If it remains off, the battery might be completely depleted; try charging the power bank.
Slow charging	Ensure you are using a high-quality cable that supports fast charging. Check if your device supports the fast charging protocols (e.g., PD) provided by the power bank. Charging multiple devices simultaneously may reduce individual charging speeds.
Power bank gets hot during use	It is normal for the power bank to warm up during high-power charging or discharging. If it becomes excessively hot, disconnect all devices and allow it to cool down. Ensure proper ventilation and avoid covering the power bank during use.

## 10. OFFICIAL PRODUCT VIDEOS

Watch the official product video from Baseus for a visual guide on the features and usage of your portable charger.

Your browser does not support the video tag.


Official video showcasing the Baseus Blade Slim Laptop Portable Charger Power Bank.





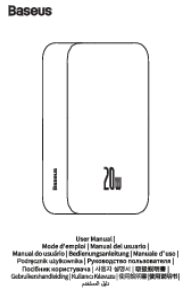
## 11. WARRANTY AND SUPPORT

Baseus provides a **24-month warranty** for worry-free ownership of your portable charger. For any technical assistance, product guidance, or support inquiries, our professional support team is available 24/7. We offer free returns or replacements to ensure your complete satisfaction.

For further assistance, please visit the [Baseus Store](#) or contact customer support through your purchase platform.

### Related Documents - P10021604123-00

	<p><a href="#">Baseus Blade Power Bank 20000mAh 100W User Manual</a></p> <p>User manual for the Baseus Blade High Power Digital Display Fast Charge Power Bank with 20000mAh capacity and 100W output. Includes product information, specifications, and usage instructions.</p>
---	--

	<p><a href="#">Baseus EnerFill FC41 20000mAh 100W Portable Charger Quick Start Guide</a></p> <p>This quick start guide provides essential information for using the Baseus EnerFill FC41 portable charger. It covers product overview, ports, charging methods, power button functions, key features like 20000mAh capacity and 100W output, and detailed descriptions for safe and efficient operation.</p>
	<p><a href="#">Baseus Blade HD 20000mAh 100W Laptop Power Bank User Manual</a></p> <p>Comprehensive user manual for the Baseus Blade HD (High Density Version) 20000mAh 100W portable charger, detailing specifications, usage instructions, safety precautions, and features for fast charging laptops and mobile devices.</p>
	<p><a href="#">Baseus Adaman 65W 20000mAh Power Bank User Manual</a></p> <p>User manual for the Baseus Adaman 65W 20000mAh Power Bank, featuring PD 3.0/QC 4.0 fast charging, three outputs, and an LED display. Compatible with iPhone, Samsung, and MacBook devices.</p>
	<p><a href="#">Baseus 7-in-1 USB-C Hub Docking Station: HDMI, PD 100W, USB 3.0, SD/TF Reader</a></p> <p>User manual and product overview for the Baseus Metal Micro-light Series 7-in-1 USB-C Hub. Details features like 4K@60Hz HDMI, 100W Power Delivery, USB 3.0 ports, and card reader compatibility for laptops, tablets, and gaming devices.</p>
	<p><a href="#">Baseus Magnetic Mini Wireless Fast Charge Power Bank 20000mAh 20W User Manual</a></p> <p>User manual for the Baseus Magnetic Mini Wireless Fast Charge Power Bank 20000mAh 20W. This document provides safety instructions, product parameters, operating instructions, and troubleshooting tips for the power bank.</p>