

[Manuals.plus](#) /

› [Zyerch](#) /

› Zyerch Cordless Robotic Pool Cleaner (Model: Crab) - Instruction Manual

Zyerch Crab

Zyerch Cordless Robotic Pool Cleaner

Model: Crab

Brand: Zyerch

INTRODUCTION

This manual provides essential information for the safe and efficient operation of your Zyerch Cordless Robotic Pool Cleaner. Please read thoroughly before first use to ensure proper setup, operation, and maintenance.

SAFETY INFORMATION

- Always ensure the cleaner is powered off and disconnected from the charger before handling or performing any maintenance.
- Do not operate the cleaner if the battery or charging port is damaged.
- Keep children and pets away from the pool area when the cleaner is in operation.
- Only use the provided charger and accessories.
- Avoid using the cleaner in pools with extreme temperatures or chemical imbalances.

WHAT'S IN THE BOX

The following items are included with your Zyerch Cordless Robotic Pool Cleaner:

- 1 x Robotic Pool Cleaner (Model: Crab)
- 1 x Charger
- 1 x Hook (for retrieval)
- 1 x Filter Basket
- 1 x User Manual

Fast Charging Easy to Use

Fully Charged In 2-3 Hours



Image Description: A visual representation of the Zyerch Robotic Pool Cleaner and its included accessories, such as the charger, retrieval hook, filter basket, and user manual.

PRODUCT FEATURES

Efficient Cleaning

Equipped with dual motors and dual scrapers, this cleaner effectively removes debris from pool floors and corners. It captures 95% of particles as small as 180 μm , delivering cleaner water for a sparkling pool.

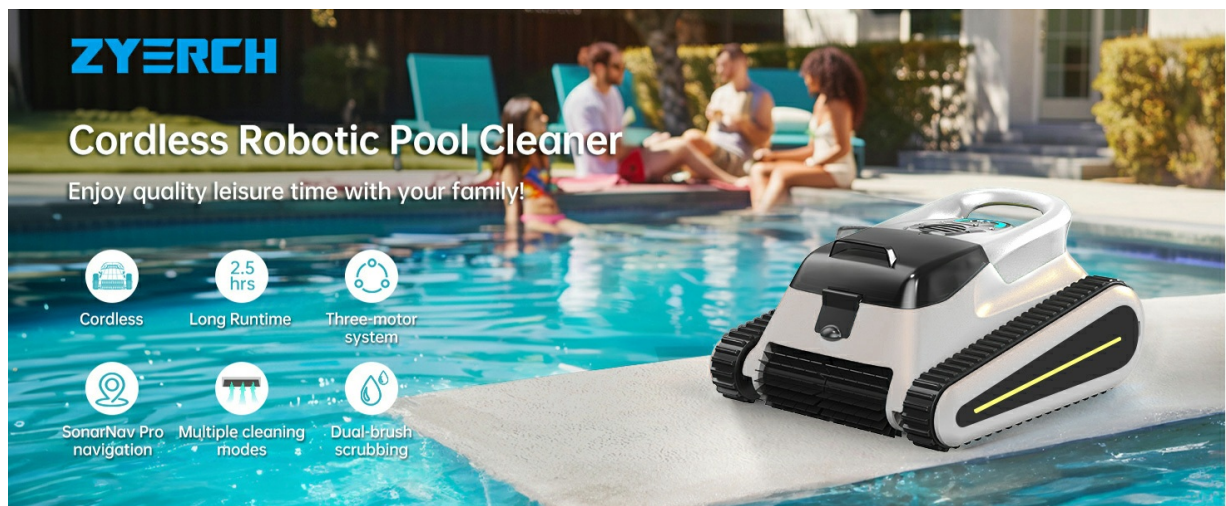


Image Description: A Zyerch robotic pool cleaner in a pool, demonstrating its powerful 45000 Pa suction by expelling water and debris.

Powerful Triple-Motor System

The 2024 upgraded independent pump motor provides a maximum power of 45000 Pa, ensuring thorough and efficient removal of all kinds of debris, sand, leaves, and stubborn dirt from the pool surface.




Image Description: A transparent view of the robotic pool cleaner submerged in water, highlighting its three internal motors and the powerful water circulation for cleaning.

Extended Battery Life & Fast Charging

The pool vacuum boasts a long battery life, providing up to 120-150 minutes of continuous run time. It provides audio and LED alerts for low battery. Its rapid charging capability ensures it is ready for the next cleaning session in about 3 hours. This robotic pool cleaner is designed for inground swimming pools up to 65 ft and water depth of 9.8ft.

Fast Charging Easy to Use

Fully Charged In 2-3 Hours



Image Description: The Zyerch robotic pool cleaner is shown on a poolside surface, connected to its charger, illustrating its fast charging capability.

Intelligent Path Planning

Offering two types of path planning, S-path cleaning and a regular wall-climbing path. Equipped with advanced sensors and gyroscopes, this robotic pool cleaner maps and navigates the pool with unmatched precision, resulting in methodical coverage with fewer missed spots.



Image Description: An illustration showing the robotic pool cleaner's intelligent route planning, depicting "S" path cleaning for the pool floor and "N" path cleaning for walls and waterline.

Wall Climbing & Waterline Cleaning

The cleaner is capable of climbing walls and scrubbing the waterline, effectively capturing dirt and debris from pool floors, walls, and waterline.



Image Description: The robotic pool cleaner is shown actively climbing a pool wall, demonstrating its ability to clean vertical surfaces and the waterline.

SETUP

Initial Charge

Before first use, fully charge the robotic pool cleaner. Connect the charger to the charging port located on the top of the unit. The LED indicator will show red during charging and green when fully charged.

Charging takes approximately 2.5-3 hours.

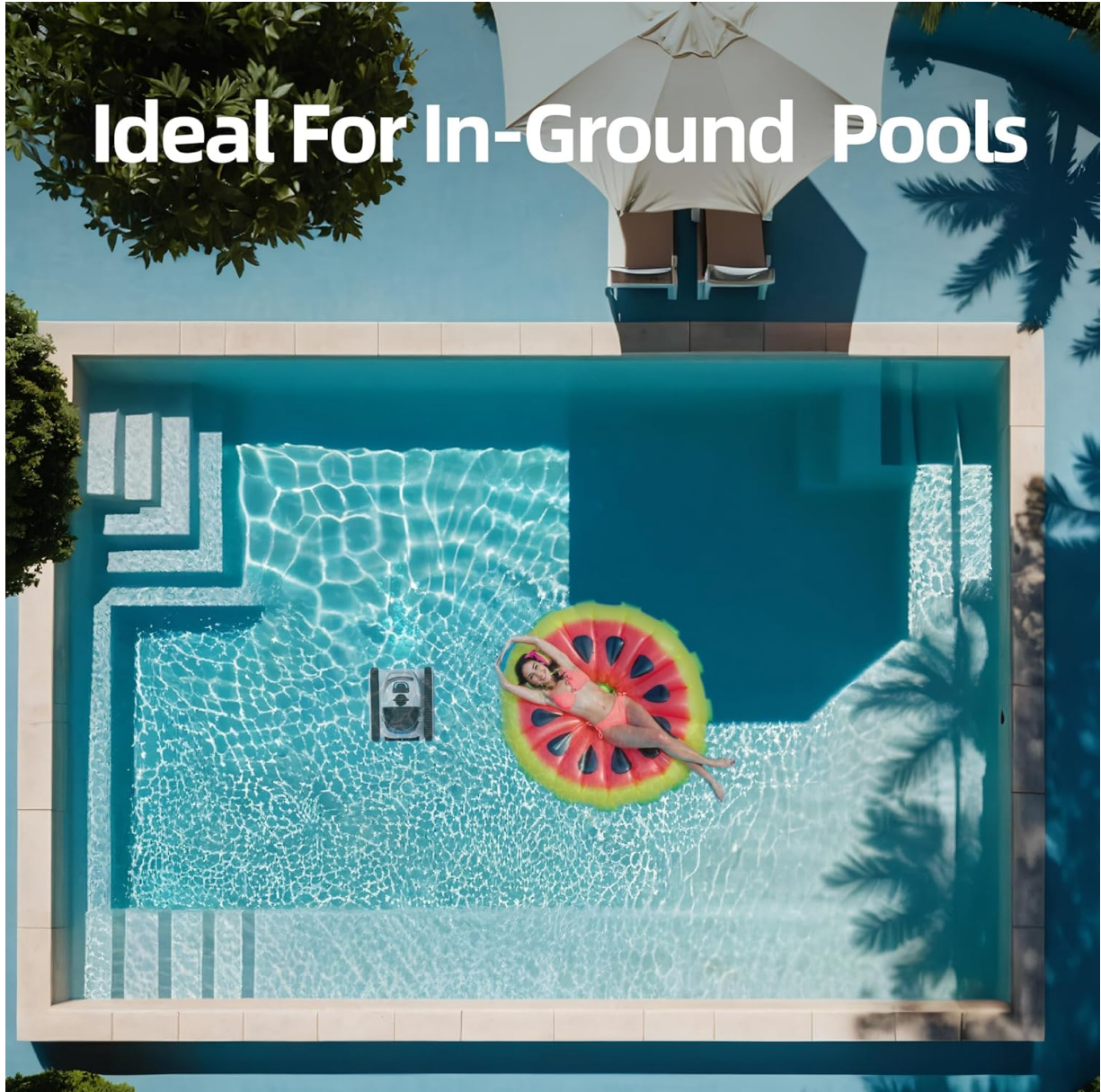


Image Description: A close-up of the robotic pool cleaner's top panel, showing LED indicators for "Working" (blue), "Charging" (red), and "Fully Charged" (green).

Placement in Pool

Once fully charged, press the power button to activate the cleaner. Gently lower the cleaner into the pool. It will sink to the bottom and begin its cleaning cycle automatically.

OPERATING INSTRUCTIONS

Power On/Off

To power on, press and hold the power button until the indicator light turns blue. To power off, press and hold the power button again.

Changing Cleaning Modes

The cleaner offers different cleaning modes, including S-path for floors and a wall-climbing path. The device will announce the selected mode. Press the power button once to cycle through available modes.

Your browser does not support the video tag.

Video Description: A short video demonstrating how to change cleaning modes on the Zyerch Robotic Pool Cleaner by pressing the power button.

MAINTENANCE

Cleaning the Filter Basket

The large top-load filter cartridges effectively trap debris. To clean, simply open the front cover, remove the filter basket from the pool cleaner, and rinse them with a garden hose.



Image Description: A close-up view of the Zyerch robotic pool cleaner with its transparent top cover lifted, showing the internal filter basket for easy access and cleaning.

Your browser does not support the video tag.

Video Description: A video demonstrating how to open the top cover and remove the filter basket for cleaning.

Battery Replacement

The cleaner features a replaceable Li-ion battery pack. If replacement is needed, unscrew the battery compartment cover on the underside of the unit and replace the battery. This ensures long-term usability of your cleaner.



Image Description: A hand is shown replacing the battery pack of the Zyerch robotic pool cleaner, illustrating the ease of maintenance and extended product life.

TROUBLESHOOTING

Cleaner Not Moving

- Check battery level. Recharge if necessary.
- Ensure the power button is pressed and the indicator light is blue.
- Verify no large debris is obstructing the wheels or suction inlets.

Poor Cleaning Performance

- Clean the filter basket. A clogged filter reduces suction.

- Ensure the pool water chemistry is balanced.
- Check for any blockages in the suction inlets.

Signal Delay (Cell Phone Function)

The cell phone function can monitor cleaning, but the signal may be delayed when the product is underwater. This is normal operation and not a malfunction.

SPECIFICATIONS

- **Model Name:** Cordless Robotic Pool Cleaner (Crab)
- **Brand:** Zyerch
- **Power Source:** Battery Powered
- **Item Weight:** 19.8 Pounds
- **Product Dimensions:** 16.7"L x 15.1"W x 9.8"H
- **Special Feature:** Automatic Shut Off, Dual Filtration System
- **Control Method:** Touch
- **Voltage:** 110 Volts
- **Battery Type:** Lithium-Ion (1 included)
- **Battery Energy Content:** 7800 Watt Hours
- **Charging Time:** 2.5 Hours
- **Run Time:** 120-150 minutes
- **Material:** Plastic
- **Color:** Gray
- **Manufacturer:** Shenzhen Seauto Technology Co., Ltd

WARRANTY & SUPPORT

Lifetime Full Replacement Warranty

The Zyerch Robotic Pool Cleaner comes with a Lifetime Full Replacement Warranty, ensuring peace of mind and long-term product reliability.

Support Contact

For any inquiries, technical assistance, or warranty claims, please contact Zyerch customer service via email: Zyerch2510@outlook.com.