

Gritin G1310

Gritin G1310 Rechargeable Reading Light User Manual

Model: G1310

1. INTRODUCTION

Thank you for choosing the Gritin G1310 Rechargeable Reading Light. This manual provides essential information for the safe and efficient use of your device. Please read it thoroughly before use and retain it for future reference.

2. SAFETY INFORMATION

- Do not expose the device to extreme temperatures, direct sunlight, or high humidity.
- Keep out of reach of children.
- Do not attempt to disassemble or repair the device yourself. Contact customer support if service is required.
- Use only the provided USB-C cable for charging.
- Avoid direct eye exposure to the LED light for prolonged periods.

3. PRODUCT OVERVIEW

The Gritin G1310 is a compact and portable reading light designed for comfortable illumination. It features an eye-care design with a honeycomb lampshade, multiple color temperatures, and adjustable brightness levels.



Image: The Gritin G1310 Rechargeable Reading Light in blue, shown clipped to a book.

Key Features:

- **Excellent Eye Protection:** Features 7 high-quality eye protection beads and a unique honeycomb lampshade design to soften and evenly diffuse light, reducing glare, flicker, and shadows for comfortable reading.
- **Multi-Angle Adjustable:** Flexible head rotates 90° left/right, tilts 45° downward, and the clip adjusts 215° for precise light positioning.
- **Compact and Portable:** Made of high-quality ABS material, durable, compact, and lightweight (43g).

Newly Upgraded Eye-Care Design

Increase light softness by **70%**



Hexagonal Honeycomb Lampshade

Light is repeatedly refracted, filtered, and converged, creating a soft, diffuse light

Image: Close-up of the light head showing the hexagonal honeycomb lampshade for soft, diffuse light.

Portable & Lightweight

Mini size, foldable for storage, and space-saving



43g/1.51oz



Image: The reading light being held, illustrating its compact size (10.97cm length) and light weight (43g).

4. SETUP

4.1 Charging the Device

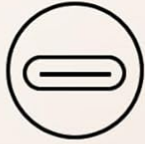
The Gritin G1310 reading light is equipped with a built-in 600mAh Lithium-polymer battery. Before first use, or when the power indicator shows low battery, charge the device.

1. Connect the included USB-C charging cable to the charging port on the reading light.
2. Connect the other end of the USB-C cable to a standard USB power adapter (not included) or a computer USB port.
3. The power indicator lights will illuminate to show the charging status. All lights will be solid when fully charged.

A full charge provides up to 8 hours of illumination in high brightness mode.

Rechargeable & Long Lasting

The battery is recyclable to reduce environmental pollution



USB C Charging




Image: Illustration of the USB-C charging port and the 600mAh battery, highlighting 80+ hours of battery life (likely at lowest setting).

5. OPERATING INSTRUCTIONS


5.1 Power On/Off

- Press the power button () once to turn the light on.
- Press the power button () again to turn the light off.

5.2 Adjusting Brightness

The reading light offers 5 preset brightness levels and stepless dimming.


- **Short Press:** Briefly press the brightness adjustment button (labeled with three horizontal lines) to cycle through 5 preset brightness levels: 10%, 25%, 50%, 75%, 100%.
- **Long Press:** Press and hold the brightness adjustment button for 4 seconds to activate stepless dimming, allowing you to adjust brightness smoothly from 100% to 100%. Release the button when the desired brightness is reached.



Short Press the Button to Switch the 5 Levels of Brightness

Level	Brightness
Level 5	35 Lumens
Level 4	25 Lumens
Level 3	15 Lumens
Level 2	10 Lumens
Level 1	5 Lumens

Hold the Button for 4 Seconds to Stepless Dim the Brightness from 100% to 10%



Max: 35 Lumens
Min: 5 Lumens

Image: Visual guide demonstrating short press for 5 brightness levels (5, 10, 15, 25, 35 Lumens) and long press for stepless dimming from 100% to 10%.

5.3 Changing Color Temperature

The light features 3 distinct color temperature modes.

- Short press the color temperature button (labeled with a thermometer icon) to switch between the following modes:


- a. Amber Light (1800K)
- b. Mixed Light (3400K)
- c. White Light (6000K)

3 Color Temperatures

Amber Light
1800K



Natural Light
3400K



Cold Light
6000K



Color Temperature
Switching

Image: Examples of the three color temperatures: Amber Light (1800K), Natural Light (3400K), and Cold Light (6000K), with the color temperature switching button indicated.

5.4 Adjusting Light Angle

The flexible design allows for optimal light positioning.

- The light head can be rotated 90° to the left or right.
- The light head can be tilted 45° downward.
- The clip mechanism allows for a 215° rotational adjustment.

Flexible Angle Adjustment

Easily focus the light on the page you're reading


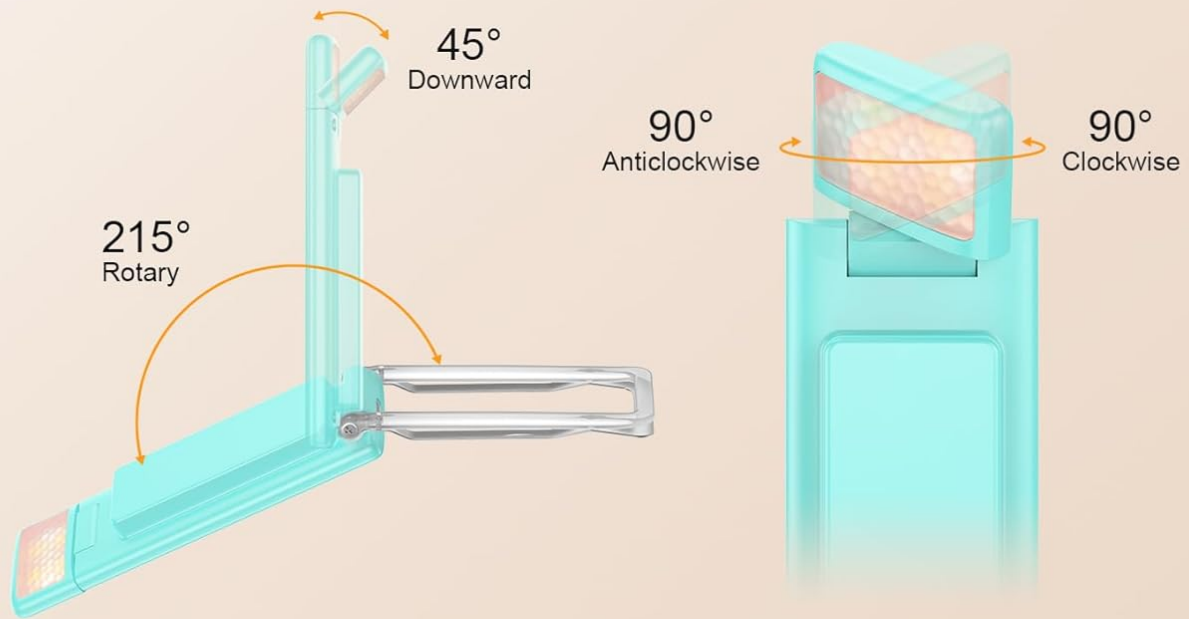


Image: Diagram illustrating the flexible angle adjustments: 45° downward tilt, 90° anticlockwise/clockwise rotation of the head, and 215° rotary adjustment of the clip.

5.5 Memory Function

The device automatically remembers the last used color temperature and brightness settings. When turned on again, it will resume these settings.

5.6 Power Indicator

The power indicator lights allow you to monitor the remaining battery charge and charging status.

6. MAINTENANCE

6.1 Cleaning

- Ensure the device is turned off and unplugged before cleaning.
- Wipe the surface with a soft, dry cloth.
- Do not use abrasive cleaners, solvents, or harsh chemicals.

6.2 Storage

- Store the reading light in a cool, dry place when not in use.
- Avoid storing in areas with extreme temperatures or high humidity.

6.3 Battery Care

- To prolong battery life, avoid fully discharging the battery frequently.
- If storing for an extended period, charge the battery to approximately 50% every 3-6 months.

7. TROUBLESHOOTING

Problem	Possible Cause	Solution
Light does not turn on.	Battery is depleted.	Charge the device using the USB-C cable.
Light flickers or is dim.	Low battery.	Recharge the device.
Cannot change brightness/color.	Incorrect button press.	Refer to Section 5.2 and 5.3 for correct operation. Ensure you are pressing the correct button.
Device not charging.	Faulty cable or power source.	Try a different USB-C cable or power adapter. Ensure connections are secure.

8. SPECIFICATIONS

Brand	Gritin
Model Number	G1310
Product Dimensions (L x W x H)	10.97 x 3.26 x 1.5 cm
Item Weight	43 grams
Battery Type	1 Lithium-polymer (included)
Battery Capacity	600mAh
Voltage	5 Volts
Power	1.5 Watt-hours

Number of LED Bulbs	7
Material	Plastic
Switch Style	Touch
Special Features	Wireless
Country of Origin	China

9. WARRANTY AND SUPPORT




For warranty information and customer support, please refer to the documentation included with your purchase or visit the official Gritin website. Keep your proof of purchase for any warranty claims.



© 2025 Gritin. All rights reserved.

Related Documents - G1310

	<p>Gritin 19 LED Book Light User Guide: Features, Specifications, and Operation</p> <p>Comprehensive user guide for the Gritin G1326 19 LED Book Light. Learn about its eye-protecting features, stepless dimming, multiple color temperatures, memory function, long battery life, and flexible design for reading.</p>
	<p>Gritin G1330 LED Book Light User Guide - Rechargeable, Stepless Dimming</p> <p>User manual for the Gritin G1330 LED book light. Features include stepless dimming, 3 lighting modes (warm/cold white), 360° flexible neck, rechargeable battery, and eye protection. Find specifications, usage instructions, and safety warnings.</p>
	<p>Gritin G1321 LED Book Light User Guide - Adjustable Reading Lamp</p> <p>Comprehensive user guide for the Gritin G1321 LED Book Light. Learn about its features, specifications, usage instructions, and safety warnings for this rechargeable, eye-protecting reading lamp.</p>

	<p>Gritin G1327 LED Neck Reading Light User Guide</p> <p>Comprehensive user guide for the Gritin G1327 LED Neck Reading Light, detailing specifications, usage instructions, charging, and safety warnings. Features adjustable color temperature and brightness for comfortable reading.</p>
	<p>Gritin G1331 LED Book Light User Manual - Rechargeable, Dimmable Reading Lamp</p> <p>Comprehensive user guide for the Gritin G1331 LED Book Light. Learn about specifications, lighting modes, charging, and safety warnings for this rechargeable, dimmable reading lamp.</p>
	<p>Gritin G1330 LED Book Light User Guide</p> <p>User guide for the Gritin G1330 USB rechargeable LED book light. Features 9 LEDs, 3 brightness modes, dimmable light, and a clip-on design. Includes specifications, safety instructions, and disposal information.</p>