

AC Infinity AI-ACS6

AC Infinity AIRCOM S6 12-inch Rear-Exhaust Cooling Blower Fan System User Manual

Model: AI-ACS6

1. INTRODUCTION

This manual provides comprehensive instructions for the installation, operation, and maintenance of your AC Infinity AIRCOM S6 12-inch Rear-Exhaust Cooling Blower Fan System. This system is designed to efficiently cool various audio/video (AV) components, including receivers, amplifiers, DVRs, and gaming consoles, preventing overheating and extending their lifespan.



Figure 1: AC Infinity AIRCOM S6 unit, front view, showcasing its sleek design and control panel.

2. SAFETY INFORMATION

Please read all safety instructions before operating this product to prevent injury or damage. Keep this manual for future reference.

- Ensure the power supply voltage matches the product's requirements.
- Do not expose the unit to water or excessive moisture.
- Avoid blocking the fan intake or exhaust vents to ensure proper airflow.
- Do not attempt to disassemble or repair the unit yourself. Refer to qualified service personnel.
- Keep the unit away from heat sources and direct sunlight.

3. PACKAGE CONTENTS

Verify that all items are present in your package:

- AC Infinity AIRCOM S6 Unit (1)
- Power Adapter (1)
- Instruction Manual (1)

4. PRODUCT OVERVIEW

The AIRCOM S6 is a quiet cooling blower fan system designed for rear-exhaust applications. It features intelligent programming and a low-profile design.



Figure 2: The AIRCOM S6 positioned above an AV receiver, illustrating its function as a component cooling system to prevent overheating.

Key Features:

- **Quiet Operation:** Utilizes dual-ball bearing blowers with PWM-controlled motors for minimal noise output.
- **Intelligent Programming:** Offers two thermal trigger modes and four speed control options for customized cooling.
- **Rear-Exhaust Design:** Specifically configured to exhaust hot air from the rear of AV components.

- **Low Profile:** Designed with a slim 1.5-inch height for placement in tight spaces or stacking with other components.

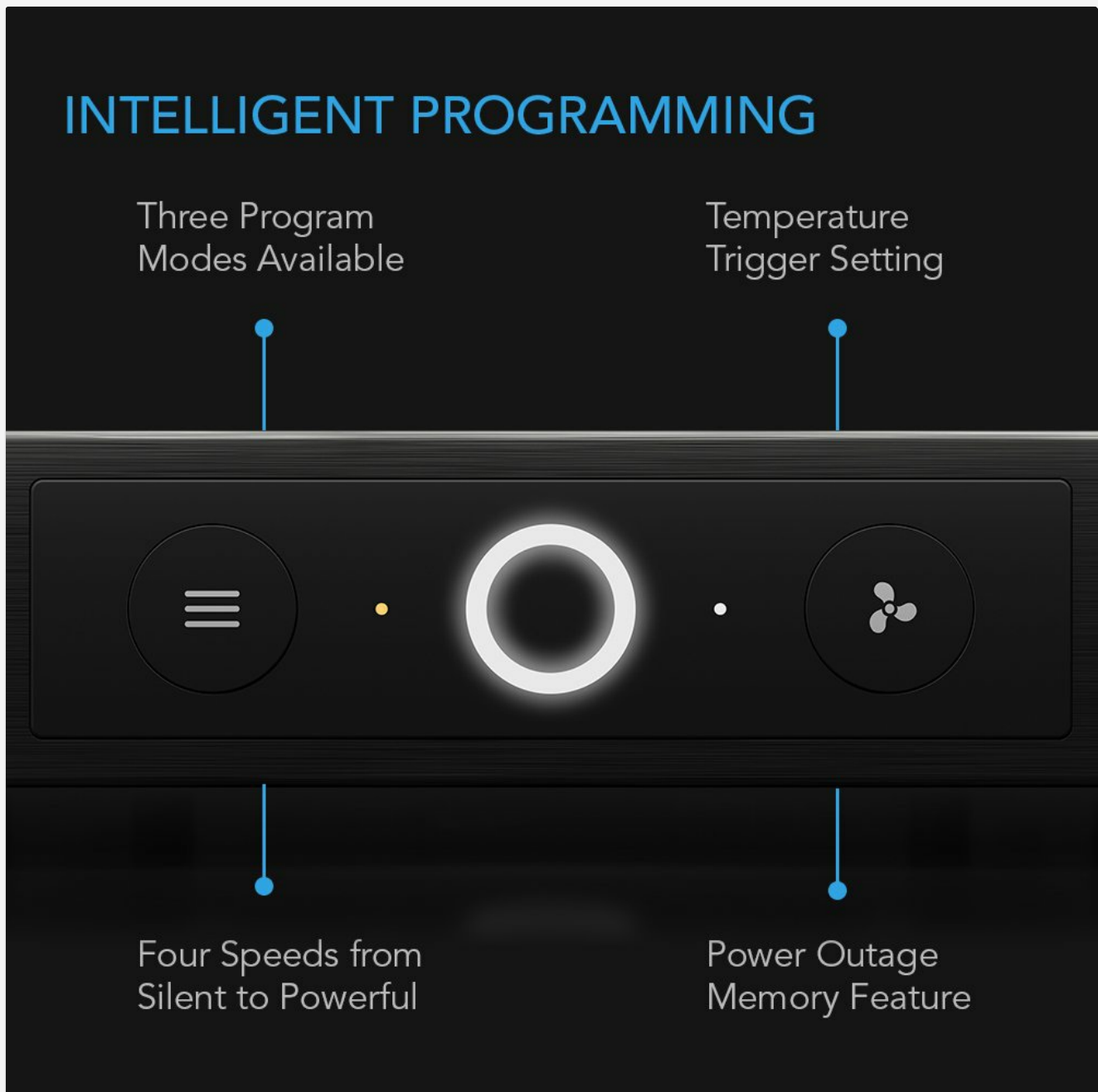


Figure 3: Detailed view of the control panel, highlighting the intelligent programming features including multiple program modes, temperature trigger settings, and four fan speeds.

5. SETUP

Follow these steps to set up your AIRCOM S6 cooling system:

1. **Placement:** Position the AIRCOM S6 directly on top of the AV component you wish to cool. Ensure the rear exhaust vents are not obstructed. For optimal performance, place the unit where it can draw air from the component's vents and exhaust it freely.
2. **Power Connection:** Connect the included power adapter to the unit's power input port. Plug the power adapter into a standard electrical outlet.
3. **Initial Power On:** The unit will power on automatically or can be turned on using the power button on the control panel.



Figure 4: The AIRCOM S6 integrated into an entertainment cabinet, demonstrating typical placement above an AV component.

6. OPERATING INSTRUCTIONS

The AIRCOM S6 features a control panel for adjusting settings. Refer to Figure 3 for control panel layout.

6.1. Power On/Off

Press the power button (usually the central button) to turn the unit on or off.

6.2. Fan Speed Control

The unit offers four fan speed settings, ranging from silent to powerful. Use the fan speed button (typically on the right) to cycle through the available speeds. Higher speeds provide more airflow but may produce slightly more noise.

6.3. Thermal Trigger Modes

The AIRCOM S6 includes two thermal trigger modes. These modes allow the fan to automatically adjust its speed or turn on/off based on detected temperature. Consult the detailed product manual for specific instructions on setting

temperature thresholds and mode selection.

6.4. Power Outage Memory

The system retains its last settings in the event of a power outage, resuming operation with the previously selected mode and speed once power is restored.

7. MAINTENANCE

Regular maintenance ensures optimal performance and longevity of your AIRCOM S6 unit.

- **Cleaning:** Periodically clean the fan grilles and exterior surfaces with a soft, dry cloth. Do not use abrasive cleaners or solvents.
- **Dust Removal:** Use a can of compressed air to gently clear dust from the fan blades and internal components through the grilles. Ensure the unit is powered off and unplugged before cleaning.
- **Inspection:** Regularly check the power cord and adapter for any signs of damage.

8. TROUBLESHOOTING

If you encounter issues with your AIRCOM S6, refer to the table below for common problems and solutions.

Problem	Possible Cause	Solution
Unit does not power on.	No power, faulty adapter, or unit malfunction.	Check power outlet. Ensure power adapter is securely connected. Try a different outlet. If problem persists, contact support.
Fans are not spinning.	Unit is off, fan speed set to zero, or thermal trigger not met.	Ensure unit is powered on. Increase fan speed. Check thermal trigger settings if in auto mode.
Unit is making unusual noise.	Obstruction in fan, excessive dust, or fan bearing issue.	Power off and unplug the unit. Carefully inspect for obstructions. Clean dust from fans. If noise persists, contact support.
Insufficient cooling.	Low fan speed, blocked vents, or improper placement.	Increase fan speed. Ensure component and unit vents are clear. Adjust placement for better airflow.

9. SPECIFICATIONS

Technical details for the AC Infinity AIRCOM S6:

- **Model:** AI-ACS6
- **Dimensions (L x W x H):** 11.6" x 6.3" x 1.5" (29.5 cm x 16.0 cm x 3.8 cm)
- **Exhaust Direction:** Rear
- **Airflow:** 100 CFM (Cubic Feet per Minute)
- **Noise Level:** 20 dBA (Decibels, A-weighted)
- **Power Consumption:** 5.2 Watts
- **Fan Type:** Dual-ball bearing blowers
- **Material:** Alloy Steel

- **Compatible Devices:** Receivers, Amplifiers, DVRs, Gaming Consoles, and other AV components.

SPECIFICATIONS

MODEL | AIRCOM S6
DESIGN | Rear Exhaust Blowers
POWER | 5.2 Watt

ENGINE | Dual 120mm
AIRFLOW | 100 CFM
NOISE | 20 dBA



11.6" (29.5 cm)



1.5" (3.8 cm)



6.3" (16.0 cm)

Figure 5: Visual representation of the AIRCOM S6 dimensions and core specifications.







10. WARRANTY AND SUPPORT

AC Infinity products are designed with quality and durability in mind. For warranty information and customer support, please visit the official AC Infinity website or contact their customer service department.

- **Official Website:** www.acinfinity.com
- **Contact Support:** Refer to the website for contact methods, including email and phone support.

Please have your model number (AI-ACS6) and purchase date available when contacting support.

Related Documents - AI-ACS6

	<p>AC Infinity AIRCOM Series Component Cooling System User Manual</p> <p>User manual for the AC Infinity AIRCOM Series component cooling systems, detailing product features, requirements, setup, programming, FAQs, and warranty information. Includes model numbers and specifications for AIRCOM S and T series.</p>
	<p>AC Infinity AIRCOM Series Component Cooling System User Manual</p> <p>User manual for AC Infinity's AIRCOM Series component cooling systems, covering setup, features, programming, and FAQs for models like AIRCOM S6, S7, S8, S9, S10, T8, T9, and T10. Essential guide for optimizing AV equipment cooling.</p>
	<p>AC Infinity AIRPLATE Series Cabinet Cooling System User Manual</p> <p>User manual for the AC Infinity AIRPLATE Series cabinet cooling system, detailing product features, installation, powering, controller programming for T-Series and Multizone models, FAQs, and warranty information.</p>
	<p>AC Infinity Aircom Series Component Cooling System User Manual</p> <p>Comprehensive user manual for the AC Infinity Aircom Series component cooling systems, detailing features, installation, operation, programming, and warranty information for various fan and controller models.</p>
	<p>AC Infinity Airplate Series Cabinet Cooling System User Manual</p> <p>Comprehensive user manual for the AC Infinity Airplate Series cabinet cooling systems, covering installation, programming, features, and troubleshooting for S, T, and P series fans and controllers. Includes product details, safety warnings, and warranty information.</p>
	<p>AC Infinity Airplate Series Cabinet Cooling System User Manual</p> <p>Comprehensive user manual for the AC Infinity Airplate Series cabinet cooling systems, detailing installation, operation, and features for various models including S-Series and T-Series controllers.</p>




[\[pdf\]](#) User Manual Guide

AIRPLATE T SERIES Product Manual WEB Version MANUAL INDEX Company Contact Manual Index
Cabinet Cooling Guide 2017 acfdserver manuals |||

WELCOME Thank you for choosing AC Infinity. We are committed to product quality and friendly custo ... ers, and backup memory. PRODUCT AIRCOM S6 AIRCOM S7 AIRCOM S8 AIRCOM S9 AIRCOM T8 AIRCOM T9 MODEL **AI-ACS6** AI-ACS7 AI-ACS8 AI-ACS9 AI-ACT8 AI-ACT9 DIMENSIONS 11.6 x 6.3 x 1.5 in. 11.6 x 6.3 x 1.5 in...

lang:en score:41 filesize: 1.12 M page_count: 28 document date: 2016-12-01



[AC Infinity Aircom Series Component Cooling System User Manual](#)

Comprehensive user manual for the AC Infinity Aircom Series component cooling systems, detailing features, installation, operation, programming, and warranty information for various fan and controller models.

lang:en score:41 filesize: 1.21 M page_count: 28 document date: 2019-06-13



[AC Infinity AIRCOM Series Component Cooling System User Manual](#)

User manual for the AC Infinity AIRCOM Series component cooling systems, detailing product features, requirements, setup, programming, FAQs, and warranty information. Includes model numbers and specifications for AIRCOM S and T series.

lang:en score:39 filesize: 692.21 K page_count: 28 document date: 2023-05-22




[\[pdf\]](#) User Manual Instructions

AIRCOM SERIES manual< b> code ac2007x1 product aircom s6 s7 s8 s9 s10 t8 t9 t10 model ai-acs6 ai-acs7 ai-acs8 ai-acs9 ac-acs10 ai-act8 ai-act9 ac-act10 upc-a 854759004624 854759004631 854759004648 854759004655 819137020320 854759004662 854759004679 819137020313 5 index 81TmT4al QL m media-amazon images l manuals plus Please refer to Page 12 for instructions 14 S6 S7 S8 S9 S10 T8 T9 T10

AIRCOM SERIES COMPONENT COOLING SYSTEM USER MANUAL WELCOME
Thank you for choosing AC Infinity. We ... 1 PRODUCT AIRCOM S6 AIRCOM S7 AIRCOM S8 AIRCOM S9 AIRCOM S10 AIRCOM T8 AIRCOM T9 AIRCOM T10 MODEL **AI-ACS6** AI-ACS7 AI-ACS8 AI-ACS9 AC-ACS10 AI-ACT8 AI-ACT9 AC-ACT10 UPC-A 854759004624 854759004631 8...

lang:en score:37 filesize: 388.29 K page_count: 24 document date: 2020-09-14



[\[pdf\]](#) User Manual

Aircom series manual index AIRCOM SERIES Manual code AC1902X1 Product aircom S6 S7 S8 S9 S10 T8 T9 T10 View MANUAL CODE PRODUCT MODEL AI ACS6 ACS7 ACS8 2018 0225 Next Generation homemovie hu 2020 05 |||

AIRCOM SERIES COMPONENT COOLING SYSTEM USER MANUAL WELCOME
Thank you for choosing AC Infinity. We ... 1 PRODUCT AIRCOM S6 AIRCOM S7
AIRCOM S8 AIRCOM S9 AIRCOM S10 AIRCOM T8 AIRCOM T9 AIRCOM T10
MODEL **AI-ACS6** AI-ACS7 AI-ACS8 AI-ACS9 AC-ACS10 AI-ACT8 AI-ACT9 AC-
ACT10 UPC-A 854759004624 854759004631 8...

lang:en **score:36** filesize: 381.86 K page_count: 24 document date: 2019-03-07




[\[pdf\]](#) User Manual

AIRCOM SERIES acfdserver Aircom Series manual code ac2010x1 product aircom s6 s7 s8 s9 s10 t8 t9 t10 model ai acs6 and smart energy mode s series controller designated scale alarm 18 programming variation buffer Thank you for choosing AC Infinity We are committed to quality friendly customer service If have any questions or suggestions please don t hesitate contact us Visit acinfinity 200914 MANUAL Next Generation manuals

AIRCOM SERIES COMPONENT COOLING SYSTEM USER MANUAL WELCOME
Thank you for choosing AC Infinity. We ... 1 PRODUCT AIRCOM S6 AIRCOM S7
AIRCOM S8 AIRCOM S9 AIRCOM S10 AIRCOM T8 AIRCOM T9 AIRCOM T10
MODEL **AI-ACS6** AI-ACS7 AI-ACS8 AI-ACS9 AC-ACS10 AI-ACT8 AI-ACT9 AC-
ACT10 UPC-A 854759004624 854759004631 8...

lang:en **score:35** filesize: 388.28 K page_count: 24 document date: 2020-10-13



[\[pdf\]](#) User Manual Warranty

ProductManual cdn techandhouse AI ACS6 |||

AIRCOM SERIES COMPONENTCOOLINGSYSTEM USERMANUAL

ThankyouforchoosingACInfinity.Wearecommittedtopro ... MANUAL CODE AC1604X1
PRODUCT AIRCOM S6 AIRCOM S7 AIRCOM S8 AIRCOM S9 AIRCOM T8 AIRCOM
T9 MODEL **AI-ACS6** AI-ACS7 AI-ACS8 AI-ACS9 AI-ACT8 AI-ACT9 UPC-A
854759004624 854759004631 854759004648 854759...

lang:en **score:31** filesize: 76.52 M page_count: 24 document date: 2016-08-31




[\[pdf\]](#) User Manual

var www html sideloads ac infinity aircom series component cooling system manual optimized internal |||

AIRCOM SERIES COMPONENT COOLING SYSTEM USER MANUAL WELCOME
Thank you for choosing AC Infinity. We ... 1 PRODUCT AIRCOM S6 AIRCOM S7
AIRCOM S8 AIRCOM S9 AIRCOM S10 AIRCOM T8 AIRCOM T9 AIRCOM T10
MODEL **AI-ACS6** AI-ACS7 AI-ACS8 AI-ACS9 AC-ACS10 AI-ACT8 AI-ACT9 AC-
ACT10 UPC-A 854759004624 854759004631 8...


lang:en **score:31** filesize: 394.41 K page_count: document date:



[\[pdf\]](#) User Manual

var www.html.sideloads.acinfinity.aircom.series.component.cooling.system.manual.original.internal. |||
AIRCOM SERIES COMPONENT COOLING SYSTEM USER MANUAL WELCOME
Thank you for choosing AC Infinity. We ... 1 PRODUCT AIRCOM S6 AIRCOM S7
AIRCOM S8 AIRCOM S9 AIRCOM S10 AIRCOM T8 AIRCOM T9 AIRCOM T10
MODEL **AI-ACS6** AI-ACS7 AI-ACS8 AI-ACS9 AC-ACS10 AI-ACT8 AI-ACT9 AC-
ACT10 UPC-A 854759004624 854759004631 8...

lang:en score:31 filesize: 388.29 K page_count: document date:



[\[pdf\]](#) User Manual

AC Infinity AIRCOM Series S6 7 8 9 10 T Cooling System Manual Digital Cinema Download AI ACT10KT
Aircom T10 Audio Video Component Fan digitalcinema.au.media.product.manual. |||
AIRCOM SERIES COMPONENT COOLING SYSTEM USER MANUAL WELCOME
Thank you for choosing AC Infinity. We ... 1 PRODUCT AIRCOM S6 AIRCOM S7
AIRCOM S8 AIRCOM S9 AIRCOM S10 AIRCOM T8 AIRCOM T9 AIRCOM T10
MODEL **AI-ACS6** AI-ACS7 AI-ACS8 AI-ACS9 AC-ACS10 AI-ACT8 AI-ACT9 AC-
ACT10 UPC-A 854759004624 854759004631 8...

lang:en score:31 filesize: 360.33 K page_count: 24 document date: 2019-10-23



[AC Infinity AIRPLATE Series Cabinet Cooling System User Manual](#)

User manual for the AC Infinity AIRPLATE Series cabinet cooling system, detailing product features, installation, powering, controller programming for T-Series and Multizone models, FAQs, and warranty information.

lang:en score:31 filesize: 3.47 M page_count: 28 document date: 2020-09-14



[\[pdf\]](#) User Manual Specifications

AC INFINITY AXIAL 9225 HS9225A X 01 MANUAL HUB.COM drive.google.file.d
1OgygQGJc8INHfMM8heyV0tFTupy5fMyC preview. |||
AXIAL SERIES PROJECT COOLING FANS https://manual-hub.com/ USER MANUAL
https://manual-hub.com/ ... ers, and backup memory. PRODUCT AIRCOM S6
AIRCOM S7 AIRCOM S8 AIRCOM S9 AIRCOM T8 AIRCOM T9 MODEL **AI-ACS6** AI-
ACS7 AI-ACS8 AI-ACS9 AI-ACT8 AI-ACT9 DIMENSIONS 11.6 x 6.3 x 1.5 in. 11.6 x
6.3 x 1.5 in...

lang:en score:29 filesize: 1.03 M page_count: 20 document date: 2023-09-08



[\[pdf\]](#) User Manual Specifications

AC INFINITY AXIAL 9238 HS9238A X 01 MANUAL HUB COM drive google file d

15cj4hh6JP1M9Q8r1KC5Efv1BHmJlh7c preview |||

AXIAL SERIES PROJECT COOLING FANS <https://manual-hub.com/> USER MANUAL <https://manual-hub.com/> ... ers, and backup memory. PRODUCT AIRCOM S6 AIRCOM S7 AIRCOM S8 AIRCOM S9 AIRCOM T8 AIRCOM T9 MODEL **AI-ACS6** AI-ACS7 AI-ACS8 AI-ACS9 AI-ACT8 AI-ACT9 DIMENSIONS 11.6 x 6.3 x 1.5 in. 11.6 x 6.3 x 1.5 in...

lang:en **score:29** filesize: 1.03 M page_count: 20 document date: 2023-09-08



[\[pdf\]](#) User Manual Specifications

AC INFINITY AXIAL 1751 HS1751A X 01 MANUAL HUB COM drive google file d

1RKMeAuhnrlkQ1wgGLoy7 aY7mELsQ2Kk preview |||

AXIAL SERIES PROJECT COOLING FANS <https://manual-hub.com/> USER MANUAL <https://manual-hub.com/> ... ers, and backup memory. PRODUCT AIRCOM S6 AIRCOM S7 AIRCOM S8 AIRCOM S9 AIRCOM T8 AIRCOM T9 MODEL **AI-ACS6** AI-ACS7 AI-ACS8 AI-ACS9 AI-ACT8 AI-ACT9 DIMENSIONS 11.6 x 6.3 x 1.5 in. 11.6 x 6.3 x 1.5 in...

lang:en **score:29** filesize: 1.03 M page_count: 20 document date: 2023-09-08



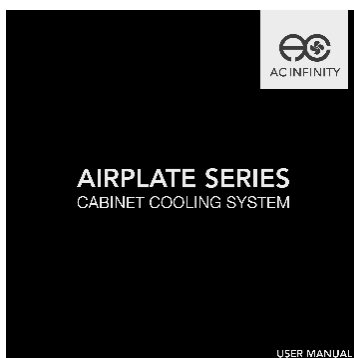
[\[pdf\]](#) User Manual Specifications

AC INFINITY AXIAL L1238 LS1238A X 01 MANUAL HUB COM drive google file d 1zt

jdQhJhtTRfNoVgTusQwqoDrC5cYDM preview |||

AXIAL SERIES PROJECT COOLING FANS <https://manual-hub.com/> USER MANUAL <https://manual-hub.com/> ... ers, and backup memory. PRODUCT AIRCOM S6 AIRCOM S7 AIRCOM S8 AIRCOM S9 AIRCOM T8 AIRCOM T9 MODEL **AI-ACS6** AI-ACS7 AI-ACS8 AI-ACS9 AI-ACT8 AI-ACT9 DIMENSIONS 11.6 x 6.3 x 1.5 in. 11.6 x 6.3 x 1.5 in...

lang:en **score:29** filesize: 1.03 M page_count: 20 document date: 2023-09-08



[\[pdf\]](#) User Manual Guide

Untitled WELCOME parts express QUICK START Press the MODE button until you are on AUTO mode

This works like a thermostat Then press up and down triangle buttons to change SETTING temperature screen The PROBE is what thermal probe measuring When exceeds fans will start running ON utf 8 305

413 AC Infinity Airplate Series Manual pedocs manuals ac infinity products MANUAL CODE AP1903X1

UPC A 854759004044 854759004723 854759004006 854759004105 854759004068 854759004549

WELCOME Thank you for choosing AC Infinity. We are committed to product quality and friendly custo ... ers, and backup memory. PRODUCT AIRCOM S6 AIRCOM S7 AIRCOM S8 AIRCOM S9 AIRCOM T8 AIRCOM T9 MODEL **AI-ACS6** AI-ACS7 AI-ACS8 AI-ACS9 AI-ACT8 AI-ACT9 DIMENSIONS 11.6 x 6.3 x 1.5 in. 11.6 x 6.3 x 1.5 in...

lang:en **score:28** filesize: 1.3 M page_count: 28 document date: 2019-06-13



[\[pdf\]](#) User Manual

MULTIFAN SERIES MANUAL LOCATION Los Angeles California Manual code MF1606X1 Product

Multifan S1 multifan S2 S3 S4 S5 S7 Series Digital V02 acfdserver manuals 80

.6-5* /4 3* 4 COMPONENT USB COOLING FAN 64 3. /6 - Thank you for choosing AC Infinity. We are co ... d thermostat functions. PRODUCT AIRCOM S6 AIRCOM S7 AIRCOM S8 AIRCOM S9 AIRCOM T8 AIRCOM T9 MODEL **AI-ACS6** AI-ACS7 AI-ACS8 AI-ACS9 AI-ACT8 AI-ACT9 DIMENSIONS 11.6 x 6.3 x 1.5 in. 11.6 x 6.3 x 1.5 in...

lang:en score:28 filesize: 3.56 M page_count: 20 document date: 2017-01-06

[\[pdf\]](#) User Manual Frequently Asked Questions

AIRCOM SERIES AC Infinity Pressing this button changes the speed settings while fans are running in ON AUTO and SMART Mode FAN SPEED LIGHT OPTIONS The fan light displays AC2010X1 200914 Manual acinfinity content srsltid

AfmBOoo9isRi6lQ6NRHZRK3P6ey8kvMgBv8b6c6bcZ5rHVDpbE3vGAuS InfinityAIRCOM

InfinityPressing displays USER MANUAL COMPONENT COOLING SYSTEM Page 2 3 WELCOME

Programming T8 T9 T10 AC2010X1 ManualAC2010X1 Manualacinfinity

AfmBOoo9isRi6lQ6NRHZRK3P6ey8kvMgBv8b6c6bcZ5rHVDpbE3vGAuS acinfinity AfmBOooqj65lp

jsSc6srVg0klGB7XjBODOtmpVrLFVTET3uUDK709 xT WEIGHT LIMITATIONS S6 S7 can support a top weight limit of 10 pounds S8 S9 S10 30 AC2010X1 xT acinfinity AfmBOopVZu7Fr21B

07ohq2UhhSHlbp0mbULlzh3LpRujYkaZDsXf O The series cools AV components by accelerating air intake outtake heat with steel enclosure noise reduction controlWEIGHT

AfmBOopDWYXu40QqS6S8nrydemKzxd9NfV5Q9eckMGWRxREV75xeVa1 acinfinity 30 Programming Q

Can I use as laptop cooler A This product is not designed to be used cannot AC2010X1 O acinfinity

AfmBOopVxTqBMC4wqL4a tY8jehdhPYCSdUhu0KZyChG1dAiRqkFDLbF cannot The hot that cooling system exhausting should directed out cabinet through its rear holes 7 WEIGHT S7 AC2010X1

tY8jehdhPYCSdUhu0KZyChG1dAiRqkFDLbF acinfinity AfmBOooUK1aGqIpZMP3mzMkDL56IY

XJIU0opWUmLa4GGLX1KO5gtq k S7 To lock or unlock controller hold down MODE for three more

seconds 20 FAQ Is capable AC2010X1 k acinfinity AfmBOorRATqBm3 lumky

8kPE44ApShw7e9afBUwgoV8glz rHdeuKap S7 Programming On backside models there two USB

portsTo ARcRdnoSLUzshVS2B3fx JaJTEWhm9oNH3ZKqYhVZub5cOCGVbKIL2d acinfinity capable On

ports Up six MULTIFAN AIRPLATE plugged into it share same AC2010X1 rHdeuKap acinfinity

AfmBOor8HcJSjbe442ZGr6F6bK0bsEsMdg5oRX nV55Jk2 kUA6XeQ same On kUA6XeQ acinfinity

AfmBOorHO pjSmOGO7bt9PvWzwYTDmwmw6QYJfguc2l Jiyo8q30wpCd Jiyo8q30wpCd acinfinity

AfmBOoqOSRlxvS2BTrHUSCYrxKGS5ZwgVOCZ2foUdSZ iDVWnEyEJ iDVWnEyEJ acinfinity

AfmBOorQBnKqNza8xJhBwuqRBGaBTvsz1l41WD5fpyEFmGh 5GSj89Y 5GSj89Y acinfinity

AfmBOopARoKt1gJPXgDUupa1b MeHA07li6Gm2 LyRqn2r wYsDOVOw AfmBOoqDnw40

WF6HrpTqJDGLA2HtP6L3JySUBQRd7R9EjVcSgbSxgq acinfinity wYsDOVOw acinfinity

AfmBOoo4wRrevBV4isNHi3gNv moHj UF0AmtocUt1w4Ozvw2bBAXTx

UF0AmtocUt1w4Ozvw2bBAXTx acinfinity

AfmBOorhxrstsjh19XmMT0Ss0qK3VqXc4OESP0GMhJdyG88AQHi7 BX BX acinfinity AfmBOoq4A

liqReytsDGpLPdKhJMX0i3U7R2gfPHawj8sGI7mHF287rn

liqReytsDGpLPdKhJMX0i3U7R2gfPHawj8sGI7mHF287rn acinfinity AfmBOorio3Lz

NrrJdX6vC0iWXe0EQS3kntOd narLq5tZuqdxVEiOjZ narLq5tZuqdxVEiOjZ acinfinity AfmBOop

PxFhIG5bsa22iiv9KsMzZpEOnha7ppnu IB2aO cv7qlm4BR cv7qlm4BR acinfinity

AfmBOoqO6KbQ8hl5fka4wLncV4sMOIYbTqDbiGPbFqy6jsMn3ZMBKvuo ||| ||| AIRCOM SERIES

COMPONENT COOLING SYSTEM USER MANUAL WELCOME Thank you for choosing AC Infinity. We are committed to product quality and friendly customer service. If you have any questions or suggestions, please don t hesitate to contact us. ||| AIRCOM SERIES COMPONENT COOLING SYSTEM USER MANUAL WELCOME Thank you for choosing AC Infinity. We are committed to product quality and friendly customer service. If you have any questions or suggestions, please don t hesitate to contact us. |||

AIRCOM SERIES COMPONENT COOLING SYSTEM USER MANUAL WELCOME Thank you for

[illegible]

lang:en score:28 filesize: 388.29 K page count: 24 document date: 2020-10-13

[\[pdf\]](#) User Manual

vw truaudio storage googleapis dealer resources AIRCOM User Manual V05 Thank you for choosing AC Infinity We are committed to product EMAIL LOCATION support@acinfinity acinfinity Untitled 854759004662 854759004679 PRODUCT S6 S7 S8 S9 T8 T9 MANUAL CODE AC1604X1 If have any questions or just want talk please don t hesitate contact us Visit and click WEB INDEX REQUIREMENTS FULLY ENCLOSED CABINETS The cooling system is not compatible with fully enclosed cabinets Air must be able travel in out of the cabinet Please make sure that your has ventilation holes open at front back REAR EXHAUST MODELS acfdserver manuals 80

Thank you for choosing AC Infinity. We are committed to product quality and friendly customer serv ... MANUAL CODE AC1604X1 PRODUCT AIRCOM S6 AIRCOM S7 AIRCOM S8 AIRCOM S9 AIRCOM T8 AIRCOM T9 MODEL **AI-ACS6** AI-ACS7 AI-ACS8 AI-ACS9 AI-ACT8 AI-ACT9 UPC-A 854759004624 854759004631 854759004648 854759...

lang:en score:27 filesize: 8.27 M page_count: 23 document date: 2016-08-31



[AC Infinity Airframe Series Closet Cooling System User Manual](#)

User manual for the AC Infinity Airframe Series Closet Cooling System, detailing installation, features, maintenance, and controller programming for optimal climate control in enclosed spaces. Includes product specifications and warranty information. lang:en score:27 filesize: 2.05 M page_count: 28 document date: 2021-03-23



[\[pdf\]](#) User Manual Guide

Cloudplate Rack Mount Product Manaul 0413 2017 V 2 amin Digital Cinema AI CPT1 N CPT2 CPT5 CPT6 CP2L CP2H CPT9 CPT12 RRF7 UPC A 819137020047 854759004976 854759004983 854759004990 CLOUDPLATE CTB12 Manual SM digitalcinema au media product manual AC Infinity NKT Cooling System Intake |||

WELCOME Thank you for choosing AC Infinity. We are committed to product quality and friendly custo ... ers, and backup memory. PRODUCT AIRCOM S6 AIRCOM S7 AIRCOM S8 AIRCOM S9 AIRCOM T8 AIRCOM T9 MODEL **AI-ACS6** AI-ACS7 AI-ACS8 AI-ACS9 AI-ACT8 AI-ACT9 DIMENSIONS 11.6 x 6.3 x 1.5 in. 11.6 x 6.3 x 1.5 in...

lang:en score:27 filesize: 633.68 K page_count: 24 document date: 2019-01-08



[\[pdf\]](#) User Manual

AIRCOM SERIES AC InfinityAIRCOM S6 and S7 can support a top weight limit of 10 pounds S8 S9 S10 T8 T9 T10 30 Please make sure AC2305X1 230522 Manualacinfinity content AC2305X1 Manual srsltid AfmBOopfZkyl06by7RmrY 0GMX8eFg3Neoquhs2JlnbsLqidCkq9Fif sure AIRCOM ManualAC2305X1 AfmBOoojv4BrLiK3dFR6ybqUv6puqf8VuuONTLVujyc1RCwVFjjBpMbGacinfinity sure Air must be able to travel in out the cabinet sure poundsAC2305X1 0GMX8eFg3Neoquhs2JlnbsLqidCkq9Fifacinfinity AfmBOooNeu4Wz70sFwStNZLqaj8iTnB3iU1Wmkwv WR 5sMJQSfbnVhp poundsAIRCOM 5sMJQSfbnVhpacinfinity AfmBOopnlgLv tXlcUOQGNvbg8dkuKN1yulln9nbo1Ar4NacyQDKCgX sure The CLOUDPLATE series rack fan is designed for quietly cooling wide range audio video home theater network IT equipment racks Features a AC2305X1

tXlcUOQGNvbg8dkuKN1yulln9nbo1Ar4NacyQDKCgXacinfinity AfmBOoopDcxeeaVn V MwkHi1aEZGM3zNLtjjKBhMFgku6m3JFrKxY3N ||| ||| AIRCOM SERIES COMPONENT COOLING SYSTEM USER MANUAL WELCOME Thank you for choosing AC Infinity. We are committed to product quality and friendly customer service. If you have any questions or suggestions, please don t hesitate to contact us. ||| AIRCOM SERIES COMPONENT COOLING SYSTEM USER MANUAL WELCOME Thank you for choosing AC Infinity. We are committed to product quality and friendly customer service. If you have any questions or suggestions, please don t hesitate to contact us. ||| AIRCOM SERIES COMPONENT COOLING SYSTEM USER MANUAL WELCOME Thank you for choosing AC Infinity. We are committed to product quality and friendly customer service. If you have any questions or suggestions, please don t hesitate to contact us. ||| AIRCOM SERIES COMPONENT COOLING SYSTEM USER MANUAL WELCOME Thank you for choosing AC Infinity. We are committed to product quality and friendly customer service. If you have any questions or suggestions, please don t hesitate to contact us. AIRCOM SERIES COMPONENT COOLING SYSTEM USER MANUAL WELCOME Thank you for choosing AC Infinity. We ... 1 PRODUCT AIRCOM S6 AIRCOM S7 AIRCOM S8 AIRCOM S9 AIRCOM S10 AIRCOM T8 AIRCOM T9 AIRCOM T10 MODEL **AI-ACS6** AI-ACS7 AI-ACS8 AI-ACS9 AC-ACS10 AI-ACT8 AI-ACT9 AC-ACT10 UPC-A 854759004624 854759004631 8...

lang:en **score:27** filesize: 692.21 K page_count: 28 document date: 2023-05-22



[\[pdf\]](#) User Manual

AIRCOM SERIES2018 0225 SERIES MANUAL Next Generationhomemovie hu 2020 05 2018 Generation srsltid AfmBOorSuHoc7Qa6RkMjUSLZwoiP2a1KI2S0kHpSRVyBOQtUw ckOuwD |||

AIRCOM SERIES COMPONENT COOLING SYSTEM USER MANUAL WELCOME Thank you for choosing AC Infinity. We ... 1 PRODUCT AIRCOM S6 AIRCOM S7 AIRCOM S8 AIRCOM S9 AIRCOM S10 AIRCOM T8 AIRCOM T9 AIRCOM T10 MODEL **AI-ACS6** AI-ACS7 AI-ACS8 AI-ACS9 AC-ACS10 AI-ACT8 AI-ACT9 AC-ACT10 UPC-A 854759004624 854759004631 8...

lang:en **score:26** filesize: 381.86 K page_count: 24 document date: 2019-03-07




[\[pdf\]](#) User Manual Guide

AIRFRAME SERIES Product Manaul acfdserver manuals |||

WELCOME Thank you for choosing AC Infinity. We are committed to product quality and friendly custo ... ers, and backup memory. PRODUCT AIRCOM S6 AIRCOM S7 AIRCOM S8 AIRCOM S9 AIRCOM T8 AIRCOM T9 MODEL **AI-ACS6** AI-ACS7 AI-ACS8 AI-ACS9 AI-ACT8 AI-ACT9 DIMENSIONS 11.6 x 6.3 x 1.5 in. 11.6 x 6.3 x 1.5 in...

lang:en **score:26** filesize: 2.03 M page_count: 28 document date: 2017-09-11





[\[pdf\]](#) User Manual Guide Borchure

AIRPLATE T SERIES Product Manual Redesign V12 0220 2017 vw truaudio storage googleapis dealer resources Series Digital Manual V02 don t hesitate to contact us Visit acinfinity and MANUAL CODE AP1702X1 UPC A 854759004044 854759004723 854759004006 854759004105 854759004068 854759004549 854759004372 QUICK START Press the MODE button until you are on AUTO mode This works like a thermostat Then press up down triangle buttons change SETTING temperature screen The PROBE is what thermal probe measuring When exceeds fans will start running ON WELCOME Thank for choosing AC Infinity We committed product quality friendly customer service If have any questions or suggestions please AI ATC manual ambertech au Documents brochures acfdserver manuals WELCOME Thank you for choosing AC Infinity. We are committed to product quality and friendly custo ... ers, and backup memory. PRODUCT AIRCOM S6 AIRCOM S7 AIRCOM S8 AIRCOM S9 AIRCOM T8 AIRCOM T9 MODEL **AI-ACS6** AI-ACS7 AI-ACS8 AI-ACS9 AI-ACT8 AI-ACT9 DIMENSIONS 11.6 x 6.3 x 1.5 in. 11.6 x 6.3 x 1.5 in...

lang:en score:26 filesize: 3.76 M page_count: 28 document date: 2017-02-23

[\[pdf\]](#) User Manual Specifications

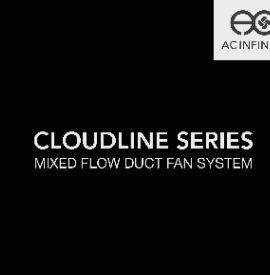
here AC Infinity AXIAL 1751 Cooling Fan 172mm Unit Manual 352c0b96 b121 4430 8d05 085e99e8faa9 cdn shopify s files 1 0622 6634 3666 v 1707973814 hereAC Axial S1238 Muffin 120V GARDEN SUPPLY GUYSFan 085e99e8faa9AF2006X1 Manualcdn 1707973814acinfinity content AF2006X1 herehereAC S1238D Dual 120mm x 120 RelTek Ready GearAC 085e99e8faa9Fan 1de45ce4 ea41 40c1 9bc0 1ccb9eef9796AF2006X1 1707973814cdn 1ccb9eef9796 1707893974acinfinity hereherehereAC 1225 25 1ccb9eef9796Fan 517b43bc 9316 4904 adc3 36a6e06f7422AF2006X1 1707893974cdn 36a6e06f7422 1707974022acinfinity herehereherehereAC 3 36a6e06f7422Fan 09b91488 dc49 4781 8139 61fda00b7733AF2006X1 1707974022cdn 61fda00b7733 1707893932acinfinity hereherehereherehereAC S1225D FanAC 61fda00b7733Fan ManualAF2006X1 1707893932cdn 1707893901acinfinity herehereherehereherehereAC FanEfficient 9238AC ManualFan 119d550c ff44 4229 804f 61b888df3220AF2006X1 1707893901cdn 61b888df3220 1707973992acinfinity hereherehereherehereherehereAC 9238High Speed 1238W 61b888df3220Fan 27207064 a3b0 4e2b aef2 da919bb01cb4AF2006X1 1707973992cdn da919bb01cb4 1707973476acinfinity herehereherehereherehereherehereAC 8025 80mmAC da919bb01cb4Fan 33eefd4 35b6 46d3 9f69 7214ad7dfb2cAF2006X1 1707973476cdn 7214ad7dfb2c 1707973920acinfinity hereherehereherehereherehereherehereAC 9225 92mm 25mm 7214ad7dfb2cFan 3e019400 f9c1 4550 95d9 01b47ac2e1eaAF2006X1 1707973920cdn 01b47ac2e1ea 1707973955acinfinity herehereherehereherehereherehereherehereAC 8038 01b47ac2e1eaFan c83cd5ec 336e 42e4 8822 982be61a38fcAF2006X1 1707973955cdn 982be61a38fc 1707974093acinfinity hereherehereherehereherehereherehereherehereAC 2589 10 High SpeedAC 982be61a38fcFan 2ee82cd7 efbf 4104 907b baf64abd5ec0AF2006X1 1707974093cdn baf64abd5ec0 1707973879acinfinity herehereherehereherehereherehereherehereherehereAC 1238 120mmAC baf64abd5ec0Fan 5475c3cb ab1d 458c bc7d 00896b8b267bAF2006X1 1707973879cdn 00896b8b267b 1707973643acinfinity hereherehereherehereherehereherehereherehereherehereAC 2060 200mmAC 00896b8b267bFan 4f2e0e4b ee44 4a92 8adc e4ea437f3bfaAF2006X1 1707973643cdn e4ea437f3bfa 1707973843acinfinity ||| ||| AXIAL SERIES PROJECT COOLING FANS USER MANUAL WELCOME Thank you for choosing AC Infinity. We are committed to product quality and friendly customer service. If you have any questions or suggestions, please don t hesitate to contact us. Visi ||| AXIAL SERIES PROJECT COOLING FANS USER MANUAL WELCOME Thank you for choosing AC Infinity. We are committed to product quality and friendly customer service. If you have any questions or suggestions, please don t hesitate to contact us. Visi ||| AXIAL SERIES PROJECT COOLING FANS USER MANUAL WELCOME Thank you for choosing AC Infinity. We are committed to product quality and friendly customer service. If you have any questions or suggestions, please don t hesitate to contact us. Visi ||| AXIAL SERIES PROJECT COOLING FANS USER MANUAL WELCOME Thank you for choosing AC Infinity. We are committed to product quality and friendly customer service. If you have any questions or suggestions, please don t hesitate to contact us.



AXIAL SERIES PROJECT COOLING FANS USER MANUAL WELCOME Thank you
for choosing AC Infinity. We are ... ers, and backup memory. PRODUCT AIRCOM S6
AIRCOM S7 AIRCOM S8 AIRCOM S9 AIRCOM T8 AIRCOM T9 MODEL **AI-ACS6** AI-
ACS7 AI-ACS8 AI-ACS9 AI-ACT8 AI-ACT9 DIMENSIONS 11.6 x 6.3 x 1.5 in. 11.6 x
6.3 x 1.5 in...

[\[pdf\]](#) User Manual Warranty

WELCOME Thank you for choosing AC Infinity. We are committed to product quality and friendly customer service, and backup memory. PRODUCT AIRCOM S6 AIRCOM S7 AIRCOM S8 AIRCOM S9 AIRCOM T8 AIRCOM T9 MODEL **AI-ACS6** AI-ACS7 AI-ACS8 AI-ACS9 AI-ACT8 AI-ACT9 DIMENSIONS 11.6 x 6.3 x 1.5 in. 11.6 x 6.3 x 1.5 in...

The image shows the front cover of a user manual for the AC Infinity Cloudline Series Mixed Flow Duct Fan System. The cover is black with a white header bar at the top. In the top right corner of the header bar is the AC Infinity logo, which consists of a stylized 'E' and 'I' inside a circle, with the text 'ACINFINITY' below it. The main title 'CLOUDLINE SERIES' is printed in large, bold, white capital letters in the center. Below it, the subtitle 'MIXED FLOW DUCT FAN SYSTEM' is printed in smaller, white capital letters. In the bottom right corner, the text 'USER MANUAL' is printed in white capital letters.

User manual for AC Infinity's AIRCOM Series component cooling systems, covering setup, features, programming, and FAQs for models like AIRCOM S6, S7, S8, S9, S10, T8, T9, and T10. Essential guide for optimizing AV equipment cooling.

The image shows the front cover of a user manual. The background is a solid dark grey or black. In the top right corner, there is a white rectangular box containing the text 'AC INFINITY' in a black, sans-serif font. Centered on the page is the title 'AIRCOM SERIES' in a large, bold, white, sans-serif font. Directly below it, the subtitle 'COMPONENT COOLING SYSTEM' is written in a smaller, white, sans-serif font. In the bottom right corner, the text 'USER MANUAL' is printed in a small, white, sans-serif font.

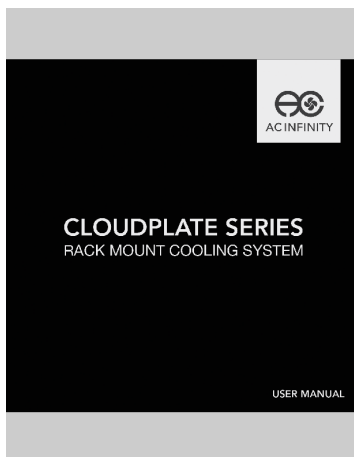


[\[pdf\]](#) User Manual Guide

20190201 AIRFRAME SERIES Product Manual Next Generation User Manual AC Infinity T7 White High Airflow Cooling Fan System 17 Exhaust for AV Equipment Rooms Closets and Enclosures Electronics 81SIJHV5d L m media amazon images I |||

WELCOME Thank you for choosing AC Infinity. We are committed to product quality and friendly custo ... ers, and backup memory. PRODUCT AIRCOM S6 AIRCOM S7 AIRCOM S8 AIRCOM S9 AIRCOM T8 AIRCOM T9 MODEL **AI-ACS6** AI-ACS7 AI-ACS8 AI-ACS9 AI-ACT8 AI-ACT9 DIMENSIONS 11.6 x 6.3 x 1.5 in. 11.6 x 6.3 x 1.5 in...

lang:en score:25 filesize: 361.9 K page_count: 28 document date: 2019-06-13



[\[pdf\]](#) User Manual Guide

Provided by ManualsAndMore Download User Manual ACIFINITY AI CTB12 AICTB12 manualsandmore |||

WELCOME Thank you for choosing AC Infinity. We are committed to product quality and friendly custo ... ers, and backup memory. PRODUCT AIRCOM S6 AIRCOM S7 AIRCOM S8 AIRCOM S9 AIRCOM T8 AIRCOM T9 MODEL **AI-ACS6** AI-ACS7 AI-ACS8 AI-ACS9 AI-ACT8 AI-ACT9 DIMENSIONS 11.6 x 6.3 x 1.5 in. 11.6 x 6.3 x 1.5 in...

lang:en score:24 filesize: 701.34 K page_count: 24 document date: 2019-07-24



[\[pdf\]](#) User Manual Guide

Cloudplate Rack Mount Product Manual 0413 2017 V 2 vw truaudio storage googleapis dealer resources CLOUDPLATE Series Fan Manual CP1704X1 MANUAL CODE 4 PRODUCT MODEL AI CTB12 CPT1 N CPT2 CPT5 CPT6 CP2L CP2H CPT9 don t hesitate to contact us Visit acinfinity and manual code cp1704x1 product model ai ctb12 cpt1 n cpt2 cpt5 cpt6 cp2l cp2h cpt9 cpt12 rrf7 upc a 819137020047 854759004976 854759004983 854759004990 819137020009 819137020016 854759004501 854759004518 819137020023 819137020030 819137020054 819137020061 controller 12

WELCOME Thank you for choosing AC Infinity. We are committed to product quality and friendly custo ... ers, and backup memory. PRODUCT AIRCOM S6 AIRCOM S7 AIRCOM S8 AIRCOM S9 AIRCOM T8 AIRCOM T9 MODEL **AI-ACS6** AI-ACS7 AI-ACS8 AI-ACS9 AI-ACT8 AI-ACT9 DIMENSIONS 11.6 x 6.3 x 1.5 in. 11.6 x 6.3 x 1.5 in...

lang:en score:23 filesize: 2.13 M page_count: 24 document date: 2017-07-25



[\[pdf\]](#) User Manual Specifications

User Manual 81V6Svgn0L https m media-amazon images I AXIAL SERIES manual code af2006x1 product axial 8025 8038 9225 9238 1225 1238 1751 2589 2060 s1225 s1225d s1238 s1238d ls1238 model hs8025a-x ls8038a-x hs9225a-x hs9238a-x ls1225a-x hs1238a-x hs1751a-x hs2589a-x hs2060a-x ai-120scx ai-120scxd ai-1238scx ai-1238scxd ls1238a-x upc-a

AXIAL SERIES PROJECT COOLING FANS USER MANUAL WELCOME Thank you for choosing AC Infinity. We are ... ers, and backup memory. PRODUCT AIRCOM S6 AIRCOM S7 AIRCOM S8 AIRCOM S9 AIRCOM T8 AIRCOM T9 MODEL **AI-ACS6** AI-ACS7 AI-ACS8 AI-ACS9 AI-ACT8 AI-ACT9 DIMENSIONS 11.6 x 6.3 x 1.5 in. 11.6 x 6.3 x 1.5 in...

lang:en score:23 filesize: 300.05 K page_count: 20 document date: 2020-07-07



[AC Infinity Airplate Series Cabinet Cooling System User Manual](#)

Comprehensive user manual for the AC Infinity Airplate Series cabinet cooling systems, detailing installation, operation, and features for various models including S-Series and T-Series controllers.

lang:en score:23 filesize: 2.83 M page_count: 28 document date: 2020-10-13

[\[pdf\] User Manual Guide](#)

Untitled AC Infinity Airplate Series Manual Parts ExpressThe series features an aluminum frame long life ball bearings a smart controller with LCD and thermal probe Fans can be mounted in any direction305 413 Manualparts express pedocs manuals 305 srsItid AfmBOOqEj5bKpLkEEsl27WhNvoxOns1Vu lcg45ab NZDKXVWNME w ExpressAC directionIf the first third brightness bar light up The alarm alert icon will flash when temperature reaches or exceeds temperature 305 Manual305 wparts AfmBOOqfesQaEXIGRD KMojGK93xjVfI6PwxTp2QnlvMtFsC4miXHWVp temperature FAN POSITIONING Due to natural convection warmer air which is less dense than colder rise on its own It ideal position fans305 KMojGK93xjVfI6PwxTp2QnlvMtFsC4miXHWVpparts AfmBOorzXyOHh9vV1KZ1aSjda2AU7ioByePyQxF7uRsyHmg2Qmw5L3pm AfmBOorzXyOHh9vV1KZ1aSjda2AU7ioByePyQxF7uRsyHmg2Qmw5L3pmparts AfmBOor EGWSFtqmd5Cj33tn89R9Ye2NRpb1A6VjLspOr6SbiAnzBDBj fansFAN AfmBOopDOs6v8 0bk eQXXbOZgH3MCI8YFCtLJ3YR4OHfdaB9b6A5gparts fansPlease note that AIRPLATE S3 T3 contains one fan S7 T7 two fans S9 T9 three TURBO BOOST ADAPTER Boost FAN AfmBOoKNbkowgf87upMgVXOF H7KxNGa 4204amUZpPzoysxRlsZ7oparts AfmBOoqo2B92Z0Ek xT3LlrN8WxbKQwCJSrk1MGEBl71nK5cDF3vTUxpparts AfmBOorGWg3UimAA2J25DGJ2bTlaSsHgS6u7ioE0Hc2ufDLIE9V oXQ8parts EGWSFtqmd5Cj33tn89R9Ye2NRpb1A6VjLspOr6SbiAnzBDBjparts AfmBOopEkTCv03Ba5Jxdg6gCsYUJYiD wVH SGI94g73RKwnmvzQFRi AfmBOorwEq6d9uVr31b7TP6Dq8HYoZSBRdN6bMI7O8daUWOdLKnDU5G3parts fansThe stainless steel in 305 AfmBOorKDSSUnclq49BX M7jTn5vR Tp1 FRLOq8zE5QMJapl4nxb95parts in Thermal controllers control six Some models may contain more For example contains 305 AfmBOorvnVq8SaBvYyOG5E729 DfJ47Dj2fBpr7mLHxb 2v3xRhN5GqQparts SGI94g73RKwnmvzQFRiparts AfmBOoqcveZgFNnJlU1aqBVVA88qqMRzIZ7 O03RdszAHe nantpldP contains All setups four daisy chained must have their inlinespeed set high prevent overloading speed e g two305 AfmBOoV1CQe1khAGaOaY3 Jp9boYh1uExLya7WRF4nXRPImejXxzp5kparts nantpldPparts AfmBOopEX6HymvWrM4uxjZV hZ7qMHH0jPDPgVjqSwJq84AhvGeofidB UkOk705BmRLJ1v UslVtHADnemrYe0AwWDJg0VIPPV6ZebTXparts AfmBOoq0R5IV6XcMuOHb 7DINUE05YAebwxipodEKqcEM6YmeDCltv83parts AfmBOorwqT5F0SIM3nLFmyyJATebUxKZr QhbY4pgeKqbHAFuD6JB2maparts AfmBOopURUaGOqqwamUI3f8jxGR0pz1yscSyvXzuBSKhmYUxMLyOPJEPparts twoPlease Boost 305 AfmBOoqpUK 6kDhFI5dQ aMANhwGCvkVYYzvbUPkejLQCIRXQ7JO12FGparts ||| WELCOME Thank you for choosing AC Infinity. We are committed to product quality and friendly custo ... ers, and backup memory. PRODUCT AIRCOM S6 AIRCOM S7 AIRCOM S8 AIRCOM S9 AIRCOM T8 AIRCOM T9 MODEL **AI-ACS6** AI-ACS7 AI-ACS8 AI-ACS9 AI-ACT8 AI-ACT9 DIMENSIONS 11.6 x 6.3 x 1.5 in. 11.6 x 6.3 x 1.5 in...

lang:en score:20 filesize: 1.3 M page_count: 28 document date: 2019-06-13





[\[pdf\]](#) User Manual Specifications

AC INFINITY AXIAL 1225 LS1225A X 01 Google Drive drive google file d

1kK89WPnMArr0v6l4N8b73FY1lvscEkts preview usp embed googleplus |||

AXIAL SERIES PROJECT COOLING FANS <https://manual-hub.com/> USER MANUAL

<https://manual-hub.com/> ... ers, and backup memory. PRODUCT AIRCOM S6

AIRCOM S7 AIRCOM S8 AIRCOM S9 AIRCOM T8 AIRCOM T9 MODEL **AI-ACS6** AI-

ACS7 AI-ACS8 AI-ACS9 AI-ACT8 AI-ACT9 DIMENSIONS 11.6 x 6.3 x 1.5 in. 11.6 x

6.3 x 1.5 in...

lang:en **score:20** filesize: 1.03 M page_count: 20 document date: 2023-09-08



[\[pdf\]](#) User Manual Guide

20201013 AIRPLATE T SERIES Product Manual AC Infinity AI APT9 ManualAC APT3 T3 Quiet Cabinet

Cooling 6 Single Fan System WAVE Electronicse245b7de301a73ed61c56b234b918f61504ee400images

salsify image upload s 2GJ5JtH8 e245b7de301a73ed61c56b234b918f61504ee400 |||

WELCOME Thank you for choosing AC Infinity. We are committed to product quality

and friendly custo ... ers, and backup memory. PRODUCT AIRCOM S6 AIRCOM S7

AIRCOM S8 AIRCOM S9 AIRCOM T8 AIRCOM T9 MODEL **AI-ACS6** AI-ACS7 AI-

ACS8 AI-ACS9 AI-ACT8 AI-ACT9 DIMENSIONS 11.6 x 6.3 x 1.5 in. 11.6 x 6.3 x 1.5

in...

lang:en **score:18** filesize: 2.83 M page_count: 28 document date: 2020-10-13



[\[pdf\]](#) User Manual Specifications

AXIAL SERIES images na ssl amazon powered by household outlets in the US which run at around 120V

AC CONNECTORS fans usually have terminal or wires as its power connector located on edges of case

Terminals are two metal prongs can be attached to a cord such plug Wire connectors also known leads

directly wired source SPEED 81bmRqH9FYL I

AXIAL SERIES PROJECT COOLING FANS USER MANUAL WELCOME Thank you

for choosing AC Infinity. We are ... ers, and backup memory. PRODUCT AIRCOM S6

AIRCOM S7 AIRCOM S8 AIRCOM S9 AIRCOM T8 AIRCOM T9 MODEL **AI-ACS6** AI-

ACS7 AI-ACS8 AI-ACS9 AI-ACT8 AI-ACT9 DIMENSIONS 11.6 x 6.3 x 1.5 in. 11.6 x

6.3 x 1.5 in...

lang:en **score:15** filesize: 303.09 K page_count: 20 document date: 2018-02-28

[\[pdf\]](#) User Manual Guide Catalog

AIRFRAME SERIES Product Manual HVACQuickThe AIRCOM component fan system cools receivers amplifiers and other AV components S6 S7 S8 S9 T8 T9 MODELAC Infinity IOMhvacquick catalog files AC IOM srsItd AfmBOoomM9M1DBvb8oBewk0wgLEaRTG8nG9hVB2MkgvHh2LrH8x6SHuQ IOMAC AfmBOoomM9M1DBvb8oBewk0wgLEaRTG8nG9hVB2MkgvHh2LrH8x6SHuQhvacquick AfmBOorHNYTB7KNvO3IS FK3NBkTZ3PQ1Cb UIKEi0G42CXsZT23XrOq HVACQuickAIRFRAME MODELFAN POSITIONING Due to natural convection warmer air which is less dense than colder will rise on its own It ideal position fansAC AfmBOorXUnlUhUbwm so69kiteu0tOMjtgp1FEyOwbAb3Vg27lw7AgrMhvacquick UIKEi0G42CXsZT23XrOqhvacquick AfmBOopNGcuUuUTVlt1s9aSjZHH3mbaWrRXlaDcwyLq14Ahlua0WoN8j fansThe CLOUDPLATE rack designed for quietly cooling a wide range of audio video home theater DJ server network IT equipment racks Features AC AfmBOoolSn3kY7UwDMii2TiiFsmZqo8 ZArS3j c wnyrKxYqxjJTPhvacquick ||| WELCOME Thank you for choosing AC Infinity. We are committed to product quality and friendly custo ... ers, and backup memory. PRODUCT AIRCOM S6 AIRCOM S7 AIRCOM S8 AIRCOM S9 AIRCOM T8 AIRCOM T9 MODEL **AI-ACS6** AI-ACS7 AI-ACS8 AI-ACS9 AI-ACT8 AI-ACT9 DIMENSIONS 11.6 x 6.3 x 1.5 in. 11.6 x 6.3 x 1.5 in...

lang:en score:14 filesize: 2.03 M page_count: 28 document date: 2017-09-11

