

media-tech MT3183

Media-Tech BT POWER AUDIO MT3183 Portable Bluetooth Speaker User Manual

Model: **MT3183** | Brand: **Media-Tech**

[Introduction](#) [Safety Instructions](#) [Setup](#) [Operating](#) [Maintenance](#) [Troubleshooting](#)
[Specifications](#) [Warranty & Support](#)

1. INTRODUCTION

The Media-Tech BT POWER AUDIO MT3183 is a portable Bluetooth speaker designed to deliver powerful sound with versatile playback options. It features Bluetooth 5.3 connectivity, a built-in karaoke function with an included microphone, FM radio, and dynamic disco lighting. Its compact design and long-lasting battery make it suitable for various indoor and outdoor events.

What's in the Box

- Media-Tech BT POWER AUDIO MT3183 Portable Bluetooth Speaker
- Wired Microphone
- USB/USB-C Charging Cable
- User Manual





Image: The product packaging for the Media-Tech BT POWER AUDIO MT3183, showing the speaker, microphone, and key features.

2. SAFETY INSTRUCTIONS

- Read all instructions before operating the device.
- Keep the speaker away from water, moisture, and extreme temperatures.
- Do not attempt to disassemble or repair the speaker yourself. Refer all servicing to qualified personnel.
- Use only the provided or approved charging cable.
- Avoid prolonged exposure to high volume levels to prevent hearing damage.
- Ensure proper ventilation when operating the speaker.

3. SETUP

3.1 Charging the Speaker

Before first use, fully charge the speaker. Connect the provided USB/USB-C cable to the speaker's charging port and the other end to a 5V USB power adapter (not included). The charging indicator will illuminate during charging and turn off when fully charged. A full charge provides up to 13 hours of operation.

3.2 Powering On/Off

Locate the power button on the control panel. Press and hold the power button for a few seconds to turn the speaker ON or OFF.





Image: Side view of the speaker, highlighting its portable design and potential location of control panel/ports.

4. OPERATING INSTRUCTIONS

The speaker features a control panel, typically located on the top, with buttons for mode selection, volume control, track navigation, and play/pause. Familiarize yourself with these controls before operation.

4.1 Bluetooth Mode

1. Turn on the speaker. It will automatically enter Bluetooth pairing mode, indicated by a flashing LED.
2. Enable Bluetooth on your smartphone or other audio device.
3. Search for "MT3183" (or similar) in your device's Bluetooth list and select it to pair.
4. Once paired, the LED indicator will become solid, and you can begin playing audio wirelessly.

4.2 FM Radio Mode

1. Press the 'Mode' button to switch to FM Radio mode.
2. Press and hold the 'Play/Pause' button to initiate an automatic station scan. The speaker will save all available stations (87.6-108 MHz).
3. Use the 'Previous/Next' buttons to navigate between saved stations.

4.3 USB/Micro SD Playback

1. Insert a USB flash drive or a Micro SD card (with MP3 audio files) into the corresponding port.
2. The speaker will automatically detect the media and begin playing. If not, press the 'Mode' button to select USB or SD mode.
3. Use the 'Play/Pause' and 'Previous/Next' buttons to control playback.

4.4 AUX Input

1. Connect an external audio device (e.g., MP3 player, laptop) to the speaker's AUX input using a 3.5mm audio cable (not included).
2. Press the 'Mode' button to select AUX mode.
3. Control playback from your connected external device.

4.5 Karaoke Function

1. Connect the provided wired microphone to the 6.3mm microphone jack on the speaker.
2. Adjust the microphone volume using the dedicated knob on the control panel.
3. Play music through any of the available modes (Bluetooth, USB, SD, AUX) and sing along.



Image: The wired microphone included with the speaker, featuring an on/off switch.

4.6 Disco Lighting

The speaker features colorful disco illumination that synchronizes with the music. This feature can typically be toggled on or off using a dedicated button on the control panel, or it may activate automatically when music is played.



Image: Front view of the speaker showcasing its active blue and red disco lighting effects.

5. MAINTENANCE

5.1 Cleaning

Wipe the speaker's exterior with a soft, dry cloth. Do not use abrasive cleaners, solvents, or harsh chemicals. Ensure no liquid enters the speaker's openings.

5.2 Storage

When not in use for extended periods, store the speaker in a cool, dry place, away from direct sunlight and extreme temperatures. It is recommended to charge the battery periodically (e.g., every 3 months) to maintain its lifespan.

6. TROUBLESHOOTING

Problem	Possible Cause	Solution
Speaker does not power on.	Battery is depleted.	Charge the speaker using the provided USB cable.
No sound.	Volume is too low; incorrect mode selected; device not connected properly.	Increase volume; ensure correct mode (Bluetooth, AUX, USB/SD) is selected; re-pair Bluetooth or re-connect AUX cable.
Bluetooth pairing fails.	Speaker is not in pairing mode; device is too far; interference.	Ensure speaker is in pairing mode; move device closer to speaker; turn off other Bluetooth devices.
Microphone not working.	Microphone not connected; microphone volume too low; microphone switch off.	Ensure microphone is fully plugged into the 6.3mm jack; increase microphone volume; check if the microphone's on/off switch is in the 'ON' position.

7. SPECIFICATIONS

- **Model:** MT3183 (Product Number: 89508)
- **Brand:** Media-Tech
- **Connectivity:** Bluetooth 5.3
- **Audio Output:** RMS 50W, PMPO 900W
- **Speakers:** Two 6.5-inch drivers
- **Frequency Response:** 100 ~ 20000 Hz
- **Battery:** Integrated rechargeable Lithium-ion
- **Battery Life:** Up to 13 hours
- **Charging:** 5V via USB/USB-C cable
- **Inputs:** Micro SD card slot, USB media support, AUX input, 6.3mm microphone jack
- **Radio:** FM Radio with auto-scan (87.6-108 MHz)
- **Features:** MP3 player, Karaoke function, Colorful disco illumination
- **Dimensions (L x W x H):** 222 x 199 x 481 mm (8.74 x 7.83 x 18.94 inches)

- **Weight:** 1.8 kg (3.97 lbs)
- **Color:** Black



8. WARRANTY & SUPPORT

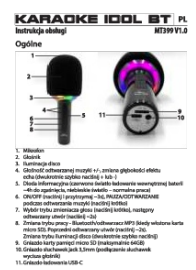


8.1 Manufacturer's Warranty




This Media-Tech product is covered by a **2-year manufacturer's warranty** from the date of purchase. This warranty covers defects in materials and workmanship under normal use. It does not cover damage caused by misuse, accident, unauthorized modification, or normal wear and tear. Please retain your proof of purchase for warranty claims.

8.2 Customer Support




For technical assistance, warranty claims, or further inquiries, please contact your retailer or visit the official Media-Tech website for support information. Please have your product model number (MT3183) and proof of purchase ready when contacting support.

Related Documents - MT3183

 <p>KARAOKE IDOL BT PL Instrukcja obsługi MT399 V1.0</p> <p>Czytelnie</p> <p>1. Mikrofon 2. Głośnik 3. Kierownica dźwięku 4. Głośnik zewnętrzny (opcjonalny) z kablem 5. Głośnik zewnętrzny (opcjonalny) z kablem 6. Głośnik zewnętrzny (opcjonalny) z kablem 7. Głośnik zewnętrzny (opcjonalny) z kablem 8. Głośnik zewnętrzny (opcjonalny) z kablem 9. Głośnik zewnętrzny (opcjonalny) z kablem 10. Głośnik zewnętrzny (opcjonalny) z kablem 11. Głośnik zewnętrzny (opcjonalny) z kablem 12. Głośnik zewnętrzny (opcjonalny) z kablem</p>	Karaoke Idol BT MT399: User Manual and Features - Media-Tech <p>Comprehensive user manual for the Media-Tech Karaoke Idol BT MT399 microphone. Learn about its features, Bluetooth pairing, controls, and important usage guidelines.</p>
 <p>NEMESIS USB USB Headphones with Microphone MT3574</p> <p>Instrukcja obsługi</p> <p>Wskazówki</p> <p>1. Głośnik 2. Mikrofon 3. Kierownica dźwięku 4. Głośnik zewnętrzny (opcjonalny) z kablem 5. Głośnik zewnętrzny (opcjonalny) z kablem 6. Głośnik zewnętrzny (opcjonalny) z kablem 7. Głośnik zewnętrzny (opcjonalny) z kablem 8. Głośnik zewnętrzny (opcjonalny) z kablem 9. Głośnik zewnętrzny (opcjonalny) z kablem 10. Głośnik zewnętrzny (opcjonalny) z kablem 11. Głośnik zewnętrzny (opcjonalny) z kablem 12. Głośnik zewnętrzny (opcjonalny) z kablem</p>	Media-Tech MT3574 USB Headphones User Manual <p>User manual for the Media-Tech MT3574 USB headphones. This guide provides information on setup, features, specifications, and troubleshooting for optimal audio and communication.</p>
 <p>GPS MULTI-TRACKER To find the way... MT5013</p> <p>User's Manual</p>	Media-Tech MT5013 GPS Multi-Tracker User Manual <p>User manual for the Media-Tech MT5013 GPS Multi-Tracker, detailing its features, functions, setup, operations, and maintenance. Covers Location Finder, Data Logger, Photo Tagger, and GPS Receiver modes, including LED indicators and battery care.</p>

	<p>Media-Tech MT6521 Massage Gun User Manual</p> <p>User manual for the Media-Tech MT6521 Fast&Easy Muscle Relaxing Device, detailing its features, operation, and environmental disposal guidelines.</p>
	<p>Media-Tech MT4095 USB Endoscope User Manual</p> <p>This user manual provides detailed instructions for the Media-Tech MT4095 USB Endoscope, covering its application, operating elements, software installation, usage, and maintenance. The endoscope is designed for visual inspection of hard-to-reach places and features a waterproof camera head with LED illumination.</p>
	<p>Media Tech MT-F01 Electric Grill Instruction Manual</p> <p>Comprehensive instruction manual for the Media Tech MT-F01 Electric Grill, covering safety precautions, first-time use, operation, cleaning, and maintenance.</p>

Documents - media-tech – MT3183

  	<p>[pdf]</p> <p>P M MT3183 CE Portable Bluetooth speaker BT POWER AUDIO Media Tech Polska pl media tech eu en portable bluetooth bt power audio mt3183 attachment id 20726 file mykppeyovus5qb </p> <p>DEKLARACJA ZGODNOCI My, producent / importer MEDIA-TECH Polska sp z o.o. 05-074 Halinw Brzeziny 13b Deklarujemy, e produkt Rodzaj: Nazwa handlowa: Model: Opcje: GLONIK BLUETOOTH POWER AUDIO TWS MT3183 ZQS6227 Jest zgodny z zasadniczymi wymogami i innymi odpowiednimi przepisami nastpujcych dyrekt... lang:pl score:31 filesize: 90.27 K page_count: 1 document date: 2024-08-05</p>
---	---



[pdf] User Manual

MT3183 User manual Portable Bluetooth speaker BT POWER AUDIO Media Tech Polska Instrukcja obsługi media tech eu en portable bluetooth bt power audio mt3183 attachment id 20402 file prsbjip1a6jui

|||

...

lang:pl score:22 filesize: 3.02 M page_count: 20 document date: 2024-05-27



[pdf]

Untitled instrukcja obsługi media tech MT3183 avans pl products files 69 6954440 |||

...

lang:pl score:14 filesize: 933.32 K page_count: 4 document date: 2024-09-24



[pdf]

MT3183 V1 Avans plPełna treść deklaracji CE dostępna jest na stronie media tech eu Media Tech Polska
sp z o declares that this device complies with the essential instrukcja obsługi MT3183avans pl products
files 69 6954440 instrukcja srsItd AfmBOorTAZs

PwMmkRcy1EUaZc91GiZbpHy4mid1sZrPUvSAQy0fWwyg |||

...

lang:pl score:10 filesize: 933.32 K page_count: 4 document date: 2024-09-24