

Monster Monster N-Lite 203 AirLinks

Monster N-Lite 203 AirLinks Wireless Earbuds User Manual

Model: Monster N-Lite 203 AirLinks

INTRODUCTION

Welcome to the user manual for your Monster N-Lite 203 AirLinks Wireless Earbuds. These earbuds are designed to provide a high-quality audio experience with advanced features for convenience and durability. Please read this manual carefully to ensure proper use and optimal performance of your device.



Image: Monster N-Lite 203 AirLinks Wireless Earbuds and their charging case. The earbuds are black with a sleek, elongated design, and the charging case is a compact, oval shape, also in black.

WHAT'S IN THE BOX

- 1 x Monster N-Lite 203 AirLinks Wireless Earbuds
- 1 x USB-C Charging Cable
- 1 x Quick Start Guide
- 3 pairs of different sizes of soft rubber ear caps (S, M, L) (M size pre-installed)

PRODUCT OVERVIEW

Earbud Components

- Multi-Function Touch Area
- Microphone
- Ear Tip
- Charging Contacts

Charging Case Components

- Charging Indicator Light
- USB-C Charging Port

COMFORT AND SECURE FIT

The Monster N-Lite 203 AirLinks earbuds are engineered for comfort and stability, ensuring a pleasant listening experience even during extended use.

Comfortable & Secure



Weighing just 0.1oz (3.85g),
lighter than standard earbuds



Crafted with hypoallergenic silicone
material for safe and comfortable wear



Three sizes of soft rubber ear
caps ensure a secure and perfect fit

Image: A close-up illustration of an ear with an earbud inserted, accompanied by text highlighting key features: "Weighing just 0.1oz (3.85g), lighter than standard earbuds," "Crafted with hypoallergenic silicone material for safe and comfortable wear," and "Three sizes of soft rubber ear caps ensure a secure and perfect fit."




Image: A detailed view of an earbud tip with an 'M' indicating the medium size, alongside separate illustrations of 'S' (small) and 'L' (large) earbud tips, demonstrating the different sizes available for a customized fit.

SETUP AND FIRST USE

Charging the Earbuds and Case

Before first use, fully charge the earbuds and the charging case to ensure optimal battery life.

1. Connect the provided USB-C charging cable to the charging port on the case.
2. Connect the other end of the cable to a compatible USB power source.
3. The indicator light on the case will show charging status.
4. Once fully charged, the indicator light will change or turn off.



More Music Less Charging

30H	8H	2H
Charging Case	Single Charge	Charging Time

Image: The Monster N-Lite 203 AirLinks earbuds in their open charging case, with text indicating "30H Charging Case," "8H Single Charge," and "2H Charging Time," illustrating the impressive battery life and quick charging capability.



Image: A close-up of the USB-C charging port on the earbud case with a charging cable inserted. Text overlays indicate "8H Playtime" and "30H Charging Case," illustrating the battery life.

One-Step Pairing

The earbuds feature one-step pairing for quick and easy connection with your Bluetooth-enabled devices.

1. Ensure Bluetooth is enabled on your device (smartphone, tablet, computer).
2. Open the charging case. The earbuds will automatically power on and enter pairing mode.
3. On your device, search for "Monster N-Lite 203 AirLinks" in the Bluetooth settings and select it to connect.
4. Once connected, a voice prompt will confirm successful pairing.

One-Step Pairing

Experience seamless connectivity by featuring advanced Bluetooth 5.3 and effortless one-step pairing



Image: An illustration showing an earbud with a transparent view revealing a Bluetooth 5.3 chip inside, next to a smartphone screen displaying "Connection Successful" for "Monster N-Lite 203 AirLinks" in its Bluetooth settings. This visually represents the seamless one-step pairing process.



Image: A close-up, transparent view of an earbud highlighting the internal Bluetooth 5.3 chip, emphasizing the advanced connectivity technology.

OPERATING YOUR EARBUDS

Power On/Off

- **Power On:** Open the charging case, and the earbuds will automatically power on.
- **Power Off:** Place the earbuds back into the charging case and close the lid. They will automatically power off and begin charging.

Touch Controls

The Monster N-Lite 203 AirLinks earbuds feature intuitive touch controls on each earbud for easy management of music and calls.



Image: A detailed diagram illustrating the touch control functions on an earbud. It shows icons and descriptions for actions such as Play/Pause (single tap), Volume +/- (double tap), Previous/Next Track (press and hold for 2 seconds), Answer/Hang Up Phone Call (single tap), Reject Call (press and hold for 2 seconds), and Activate Voice Assistant (triple tap).



Image: A close-up of a finger touching the side of an earbud, indicating the touch control area, with a fingerprint icon to emphasize the touch functionality.

Music Playback

- **Play/Pause:** Single tap either earbud.
- **Volume Up:** Double tap the right earbud.
- **Volume Down:** Double tap the left earbud.
- **Next Track:** Press and hold the right earbud for 2 seconds.
- **Previous Track:** Press and hold the left earbud for 2 seconds.

Call Management

- **Answer/End Call:** Single tap either earbud.
- **Reject Call:** Press and hold either earbud for 2 seconds.

Voice Assistant

- **Activate Voice Assistant:** Triple tap either earbud.

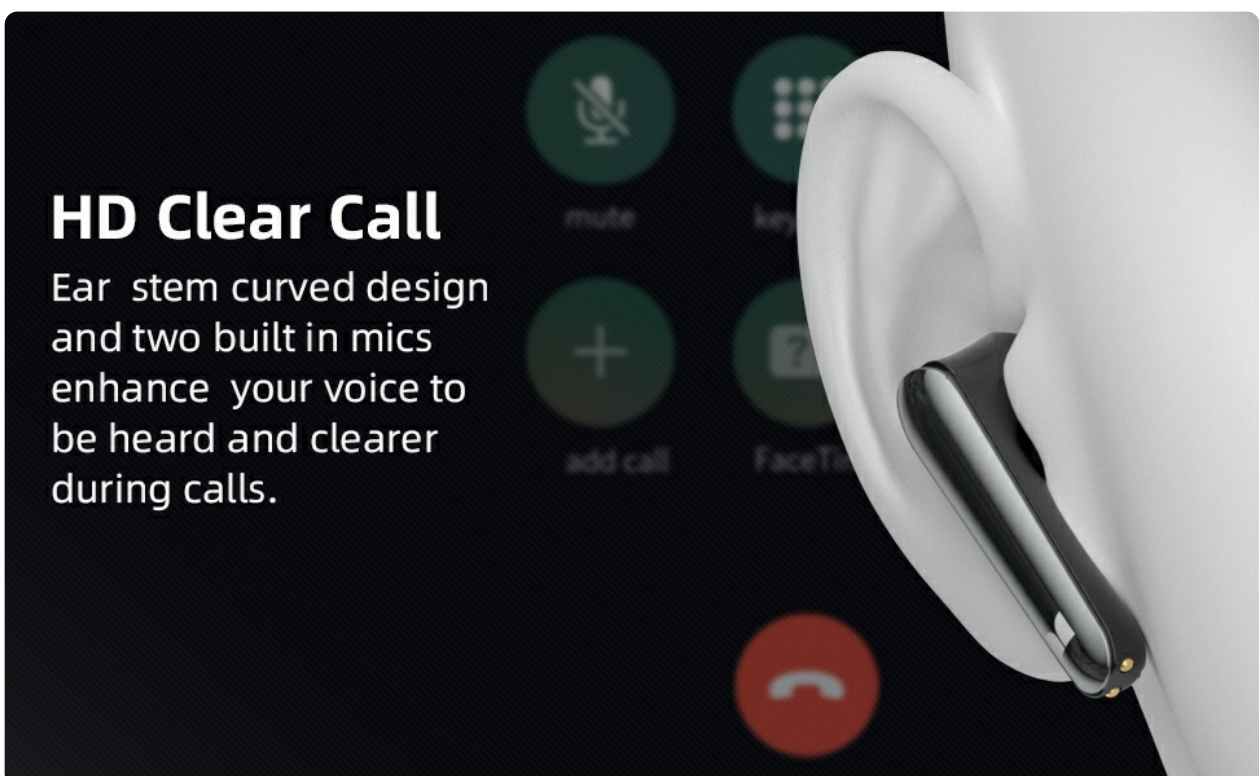


Image: A close-up illustration of an earbud inserted into an ear, with text stating "HD Clear Call" and "Ear stem curved design and two built in mics enhance your voice to be heard and clearer during calls."

and two built-in mics enhance your voice to be heard and clearer during calls." This highlights the enhanced call quality feature.

Crystal-Clear Call

Built in MEMS microphone
in each bud ensures a clear call



Image: An exploded diagram of an earbud showing its internal components, including a MEMS microphone, with text indicating "Built in MEMS microphone in each bud ensures a clear call," "Built-in Dual Mic," and "Advanced Noise Processor." This illustrates the technology behind crystal-clear calls.

AUDIO QUALITY

Experience unparalleled audio quality with Pure Monster Sound. These earbuds are equipped with Qualcomm apt-X high-definition audio decoding and powerful 10mm drivers to deliver rich, immersive stereo sound with zero distortion.

Pure Monster sound

Enjoy unparalleled audio quality with Pure Monster Sound, excellence inside out

Image: A person with an earbud in their ear, surrounded by sound waves, with the text "Pure Monster sound" and "Enjoy unparalleled audio quality with Pure Monster Sound, excellence inside out." This visually represents the superior sound experience.




Image: A close-up of an earbud with blue and purple sound waves emanating from it, symbolizing the audio output and quality.

IPX6 WATER RESISTANCE

The Monster N-Lite 203 AirLinks earbuds are designed with an IPX6 water-resistant rating, making them suitable for workouts, sports, and outdoor activities, unrestricted by weather conditions.

IPX6 Water Resistant

Designed with an IPX6 water-resistant rating,
perfect for your workout sessions

Image: A person wearing an earbud while water droplets are visible, suggesting rain or sweat. The text "IPX6 Water Resistant" and "Designed with an IPX6 water-resistant rating, perfect for your workout sessions" are displayed.



Image: Two earbuds surrounded by splashing water, visually confirming their water-resistant capabilities.

PORTABILITY

Weighing just 3.85g per earbud, these tiny wireless headphones are incredibly lightweight. The sleek, pocket-sized charging case makes them easy to carry wherever you go.



Image: An illustration showing an earbud in an ear and another earbud floating, with text indicating "Easy to Carry" and "3.85g single earbud and sleek pocket-sized charging case." A large "3.85g" icon further emphasizes the lightweight design.

SPECIFICATIONS

Feature	Detail
Model Name	Monster N-Lite 203 AirLinks
Connectivity Technology	Wireless (Bluetooth 5.3)
Bluetooth Range	Up to 15 meters
Playtime (Single Charge)	Approximately 8 hours (at 50%-60% volume)
Total Playtime (with Charging Case)	Up to 30 hours

Feature	Detail
Charging Time (Case)	2 Hours
Water Resistance Rating	IPX6
Control Method	Touch Control
Microphone	Built-in 2 mics for clear calls
Driver Size	10mm
Earbud Weight	3.85g (0.1oz) per earbud
Compatible Devices	Bluetooth-enabled devices (smartphones, computers, TVs)

TROUBLESHOOTING

Earbuds not pairing or connecting

- Ensure the earbuds are charged.
- Make sure Bluetooth is enabled on your device.
- Place the earbuds back in the case, close the lid, wait a few seconds, then open it again to re-enter pairing mode.
- If issues persist, try forgetting the device in your Bluetooth settings and re-pairing.

No sound or low volume

- Check the volume level on both your device and the earbuds.
- Ensure the earbuds are properly connected to your device.
- Clean the earbud mesh to ensure no debris is blocking the sound.

Earbuds not charging

- Ensure the charging cable is securely connected to both the case and the power source.
- Check if the charging indicator light on the case is active.
- Clean the charging contacts on both the earbuds and the case.

Call quality issues

- Ensure the microphones are not obstructed.
- Move closer to your connected device to improve signal strength.
- Check for environmental noise interference.

CARE AND MAINTENANCE





- Keep the earbuds and charging case clean and dry.
- Use a soft, dry cloth to wipe down the surfaces.
- Avoid using abrasive cleaners or solvents.
- Store the earbuds in their charging case when not in use to protect them and keep them charged.
- Avoid extreme temperatures.



WARRANTY AND SUPPORT

For warranty information and customer support, please refer to the official Monster website or contact their customer service directly. Keep your purchase receipt for warranty claims.


Visit the Monster Store: [Monster Official Store](#)

Related Documents - Monster N-Lite 203 AirLinks

	<p>Monster N-LITE 203 AIRLINKS True Wireless Earbuds - Quick Start Guide</p> <p>Explore the features and controls of the Monster N-LITE 203 AIRLINKS true wireless Bluetooth earbuds. This guide covers inventory, product specifications, and intuitive touch controls for music, calls, and voice assistants.</p>
	<p>Monster MH12005 In-ear Earphones Quick Start Guide</p> <p>Quick start guide for Monster MH12005 In-ear Earphones, covering product overview, charging, pairing, call and music controls, indicator lights, and FCC compliance information. Learn how to set up and use your Monster Achieve 300 AirLinks wireless earbuds.</p>
	<p>Monster N-Lite 203 Airlinks Bluetooth Headphones Quick Start Guide</p> <p>Concise guide to setting up and using Monster N-Lite 203 Airlinks Bluetooth headphones, covering pairing, controls, and features.</p>
	<p>Monster N-Lite 203 Airlinks Quick Start Guide</p> <p>A concise guide to setting up and using the Monster N-Lite 203 Airlinks wireless earbuds, covering pairing, controls, and basic functions.</p>

	<p>Monster Elements On-Ear Wireless Headphones User Manual</p> <p>User manual for Monster Elements On-Ear wireless headphones, covering setup, operation, features, safety guidelines, and warranty information.</p>
	<p>Monster Open Ear AC336 Quick Start Guide - Bluetooth Earphones</p> <p>Concise and SEO-optimized HTML guide for Monster Open Ear AC336 Bluetooth earphones, covering setup, pairing, usage, and troubleshooting. Includes product overview, charging, wearing instructions, MFB operations, LED indicators, and FCC statement.</p>

Documents - Monster – Monster N-Lite 203 AirLinks



[Monster N-Lite 203 Airlinks Quick Start Guide](#)

A concise guide to setting up and using the Monster N-Lite 203 Airlinks wireless earbuds, covering pairing, controls, and basic functions.

lang:it **score:24** filesize: 572.76 K page_count: 1 document date: 2024-11-18