

Matast C16

Matast C16 Wireless Earbuds Bluetooth 5.4 User Manual

Model: C16

1. INTRODUCTION

Thank you for choosing the Matast C16 Wireless Earbuds. These Bluetooth 5.4 headphones are designed for an immersive audio experience with clear calls, a secure fit, and durability for active lifestyles. This manual provides detailed instructions for setup, operation, and maintenance to ensure optimal performance.



Image: Matast C16 Wireless Earbuds and their charging case.

2. PACKAGE CONTENTS

Ensure all items are present in your package:

- Wireless Earbuds (L/R)
- Super Portable Charging Case with LED Power Display
- USB-C Fast Charging Cable
- User Manual
- Ear Tips (S, M, L sizes)

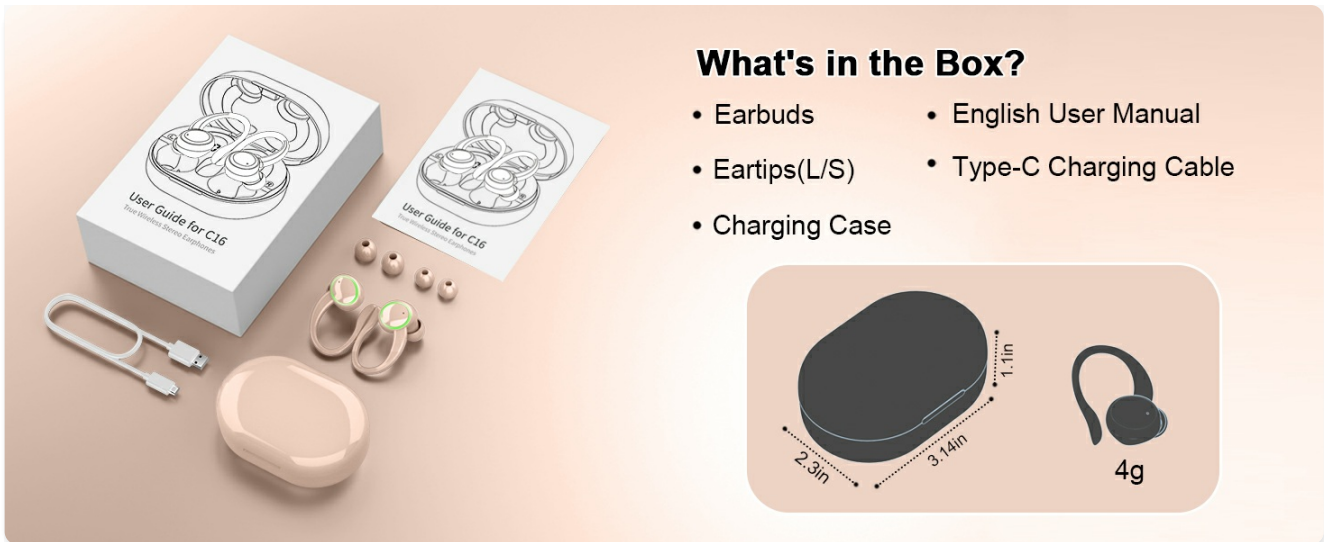


Image: The Matast C16 package contents, including earbuds, charging case, USB-C cable, and ear tips.

3. KEY FEATURES

- **Stereo Sound Quality & Clear Calls:** Equipped with 13mm triple-layer diaphragm drivers for transparent highs and immersive bass. Four high-definition ENC noise-cancelling microphones enhance vocal clarity and reduce external noise.
- **Bluetooth 5.4 Technology:** Offers faster transfer speeds, 30% lower power consumption, and 55ms lower latency compared to Bluetooth 5.3, with a stable transmission range of 50ft.
- **Extended Playback & LED Display:** Provides 8 hours of playback per charge, extending to 50 hours with the charging case. Features a dual LED display for real-time battery status of each earphone and the charging case.
- **Ergonomic & IP7 Waterproof Design:** Flexible and soft ear hooks ensure a secure fit for workouts. IP7 waterproof nano-coating protects against sweat, rain, and splashes.
- **One-Step Pairing & Wide Compatibility:** Automatically reconnects to the last paired device upon opening the case. Compatible with a wide range of smartphones and computers.

Long Battery Life with Dual Digital Display

8Hrs

Single Play

50Hrs

with Charging Case

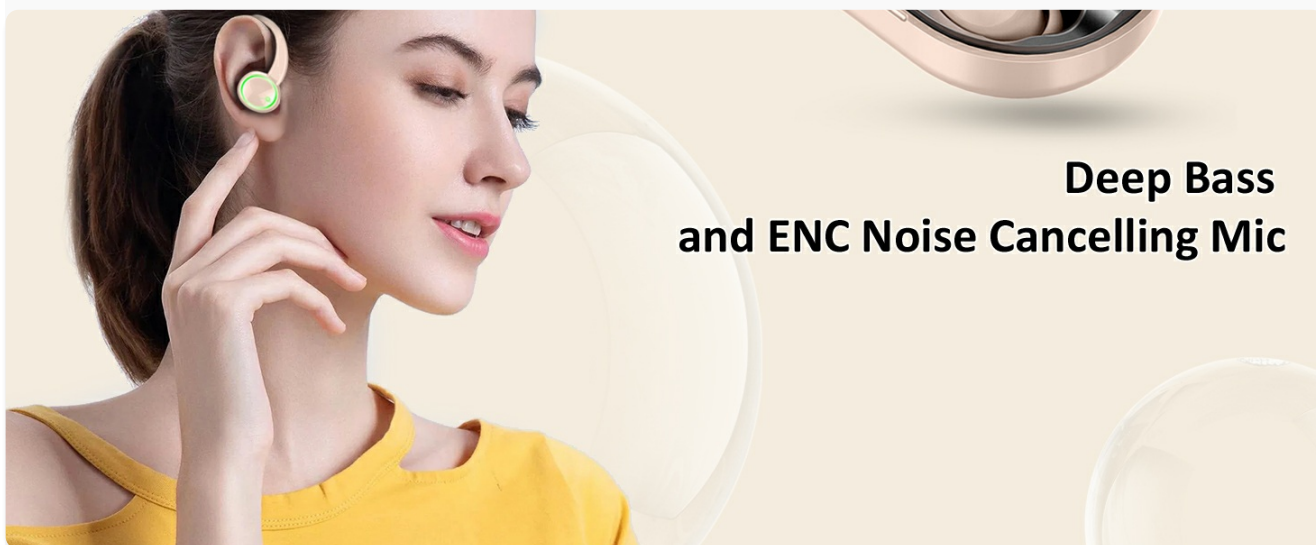


Image: Visual representation of the Matast C16 Earbuds' key features.

4. SETUP

4.1 Initial Charging

1. Place both earbuds into the charging case.
2. Connect the USB-C charging cable to the case and a power source.
3. The dual LED display on the case will show the charging percentage (1-100) and individual earbud charging status. A full charge takes approximately 1.5 hours.



**Deep Bass
and ENC Noise Cancelling Mic**

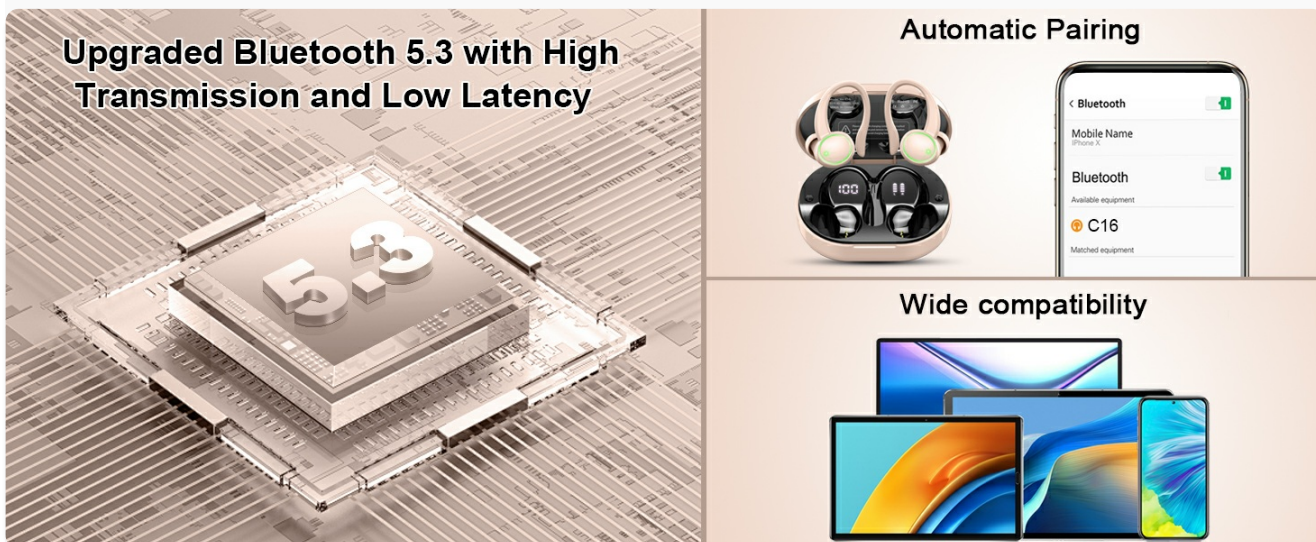
Image: The charging case displaying battery life for both earbuds and the case itself.

4.2 Power On/Off

- **Power On:** Open the charging case, and the earbuds will automatically power on.
- **Power Off:** Place the earbuds back into the charging case and close the lid. They will automatically power off and begin charging.

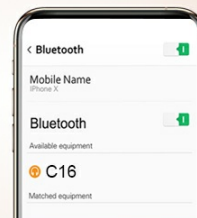
4.3 Bluetooth Pairing

1. Ensure the earbuds are charged and inside the charging case.
2. Open the charging case. The earbuds will enter pairing mode, indicated by flashing lights.
3. On your device (smartphone, tablet, computer), enable Bluetooth and search for available devices.
4. Select "C16" from the list of devices to connect. Once connected, the earbud indicator lights will turn off.
5. The earbuds will automatically reconnect to the last paired device when taken out of the case.



**Upgraded Bluetooth 5.3 with High
Transmission and Low Latency**

Automatic Pairing



Wide compatibility



Image: A smartphone screen showing the Matast C16 earbuds available for Bluetooth pairing.

5. WEARING THE EARBUDS

For optimal sound quality and a secure fit, follow these steps:

1. Select the appropriate ear tip size (S, M, L) for your ears.
2. Place the ear hook over your ear.
3. Gently insert the earbud into your ear canal.
4. Rotate the earbud slightly to find a comfortable and secure angle.



Image: Step-by-step guide on how to wear the earbuds for a secure and comfortable fit.

6. OPERATING INSTRUCTIONS

6.1 Touch Controls

The Matast C16 earbuds feature intuitive touch controls:

Action	Function
Tap 1x (L/R)	Play/Pause Music, Answer Call
Tap 2x (L/R)	Switch Song (Next/Previous)
Tap 3x (L/R)	Activate Voice Assistant
Press & Hold 2s (L/R)	Volume +/- (Left for -, Right for +), Reject/Hang Up Call

Easy Touch Control

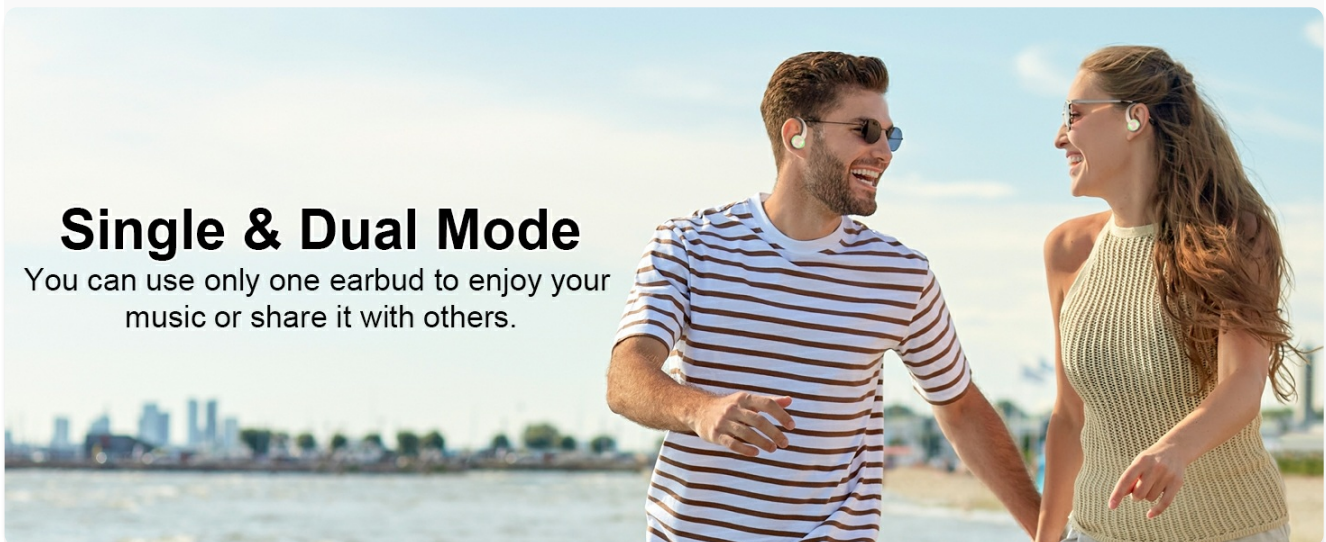


X1: Tap one X2: Double Tap X3: Triple Tap 2S: Press and hold for 2S

Image: Visual guide to the touch control functions on the earbuds.

6.2 Single & Dual Mode

- **Dual Mode:** Use both earbuds for stereo sound.
- **Mono Mode:** Use a single earbud independently for calls or music. Simply take one earbud out of the case, and it will connect automatically.



Single & Dual Mode

You can use only one earbud to enjoy your music or share it with others.

Image: Examples of using the earbuds in both single and dual modes during different activities.

7. CARE & MAINTENANCE

- **Cleaning:** Regularly clean the earbuds and charging contacts with a soft, dry cloth to prevent dust and debris buildup.
- **Water Resistance:** The earbuds are IP7 waterproof, meaning they can withstand sweat, rain, and water splashes. Do not submerge them in water for extended periods or expose them to high-pressure water.
- **Storage:** Store the earbuds in their charging case when not in use to protect them and ensure they remain charged.
- **Temperature:** Avoid exposing the earbuds to extreme temperatures (hot or cold) as this can affect battery life and performance.

8. TROUBLESHOOTING

- **Earbuds not pairing:** Ensure both earbuds are charged and taken out of the case. Turn off and on your device's Bluetooth, then try pairing again.
- **No sound from one earbud:** Place both earbuds back into the charging case, close the lid, then take them out again to reset the connection. Check your device's audio settings.
- **Charging issues:** Ensure the charging cable is securely connected to both the case and the power source. Clean the charging contacts on the earbuds and inside the case.
- **Poor sound quality:** Ensure the earbuds are properly seated in your ears and that the ear tips provide a good seal. Try different ear tip sizes.
- **Earbuds falling out:** Adjust the ear hooks and try different ear tip sizes to find the most secure fit.

9. SPECIFICATIONS

Feature	Detail
Model Name	C16
Brand	Matast
Connectivity Technology	Wireless (Bluetooth)
Bluetooth Version	5.4
Bluetooth Range	15 Meters (50 feet)
Audio Driver Size	13 Millimeters
Battery Life (Earbuds)	8 Hours (per charge)
Total Playback (with Case)	50 Hours
Charging Time	1.5 Hours
Water Resistance Level	IP7 Waterproof
Noise Control Features	ENC Noise Cancelling (Microphone)
Control Method	Touch
Ear Placement	Over Ear (with hooks)
Item Weight	0.13 Kilograms (4.6 ounces)

10. WARRANTY & SUPPORT

Matast provides a standard warranty for its products. For detailed warranty information, product support, or to report any issues, please refer to the contact information provided on the product packaging or visit the official Matast website. Please retain your proof of purchase for warranty claims.

