

ARENTI D3 Kit

ARENTI Baby Monitor D3 Kit Instruction Manual

Model: D3 Kit

1. PRODUCT OVERVIEW

The ARENTI Baby Monitor D3 Kit provides comprehensive monitoring for your baby, combining a 2K/3MP WiFi 6 camera with a 5-inch wireless LCD screen and smartphone app access. It features advanced functionalities such as super night vision, crying detection, auto tracking, and environmental sensors for temperature and humidity.



Image: The ARENTI Baby Monitor D3 Kit, showing the camera, the 5-inch LCD monitor, and a smartphone screen displaying the live feed from the camera.

Package Contents

- ARENTI Baby Camera (1 unit)
- 5-inch Wireless LCD Monitor (1 unit)
- Power Adapters (for camera and monitor)
- Mounting Screw Kit
- Instruction Manual (this document)

2. SETUP GUIDE

2.1 Camera Placement and Mounting

Position the camera in a location that provides a clear view of your baby. Ensure it is out of reach of children and pets. The camera can be placed on a flat surface or wall-mounted using the included screw kit.

- **Flat Surface Placement:** Place the camera on a stable surface such as a dresser or shelf, ensuring it has a clear line of sight to the crib.
- **Wall Mounting:** Use the provided mounting screws to securely attach the camera to a wall. Ensure the camera is positioned at an optimal height and distance for monitoring.

Clear Two-way Audio



Mommy. I am hungry.



Hi honey, I am coming soon.



Image: Examples of camera placement, including tabletop and wall-mounted options, and a parent viewing the monitor.

2.2 Power Connection

Connect the camera and the monitor to their respective power adapters and plug them into a standard electrical outlet. The camera requires a continuous power supply for operation.

2.3 Initial Pairing and Network Connection

The camera and monitor are typically pre-paired. If re-pairing is needed, refer to the monitor's menu for pairing options. For smartphone app access, ensure your home Wi-Fi network is 2.4GHz. The monitor and camera utilize Wi-Fi connectivity for advanced features and remote access.

- Download the ARENTI app from your smartphone's app store.
- Follow the in-app instructions to add your camera and connect it to your Wi-Fi network.



Image: Illustration of how the baby monitor can be accessed via a mobile phone app (2.4G Wi-Fi), the dedicated monitor (FHSS), and PC access for office use.

3. OPERATING INSTRUCTIONS

3.1 Monitor and App Interface

The 5-inch LCD monitor provides a direct view of your baby. The smartphone app offers additional control and remote viewing capabilities. Both interfaces allow access to various settings and features.



Image: The monitor's menu and multi-function buttons, showing options for playback, volume, brightness, and settings.

3.2 Remote Pan-Tilt-Zoom (PTZ)

Control the camera's viewing angle remotely using the monitor or the smartphone app. The camera supports 355° pan, 60° tilt, and 4X digital zoom to cover every angle of the room.

3.3 Two-Way Audio

Utilize the two-way audio feature to communicate with your baby or other individuals in the room. Press and hold the

microphone button on the monitor or use the talk function in the app.



Image: A baby crying in a crib with a speech bubble saying "Mommy. I am hungry." and a parent in a kitchen speaking into the monitor with a speech bubble saying "Hi honey, I am coming soon.", illustrating the two-way audio feature.

3.4 Night Vision

The camera automatically switches to infrared night vision in low-light conditions, providing clear video up to 33 feet. This ensures continuous monitoring even in a dark room.

Infrared Night Vision

3MP HD To See Your Little One Clearly, Even in a Pitch Dark Room



Image: A child sleeping peacefully in a dimly lit room, demonstrating the clarity of the infrared night vision feature.

3.5 Smart Detection Features

- **Crying & Sound Detection:** Receive alerts when your baby cries or other significant sounds are detected.
- **Motion & Danger Zone Detection:** Get notifications for movement within the camera's view or if your baby enters a predefined danger zone. The camera also supports auto-tracking of detected motion.
- **Temperature & Humidity Detection:** Monitor the nursery's environment with built-in sensors, receiving alerts if conditions fall outside a comfortable range.
- **Feeding Reminders:** Set up reminders to help maintain your baby's feeding schedule.



Image: A baby crawling on the floor with a small dog, illustrating the motion detection and auto-tracking features with a smartphone displaying an alarm message.

3.6 Storage and Privacy

The monitor supports both Cloud Storage (subscription may apply) and local Micro SD card storage (up to 256GB, sold separately) for recording video. Videos can be played back and exported in MP4 format.

The system employs bank-level encryption for data security. You can also control external network access to the camera from the monitor, ensuring privacy.

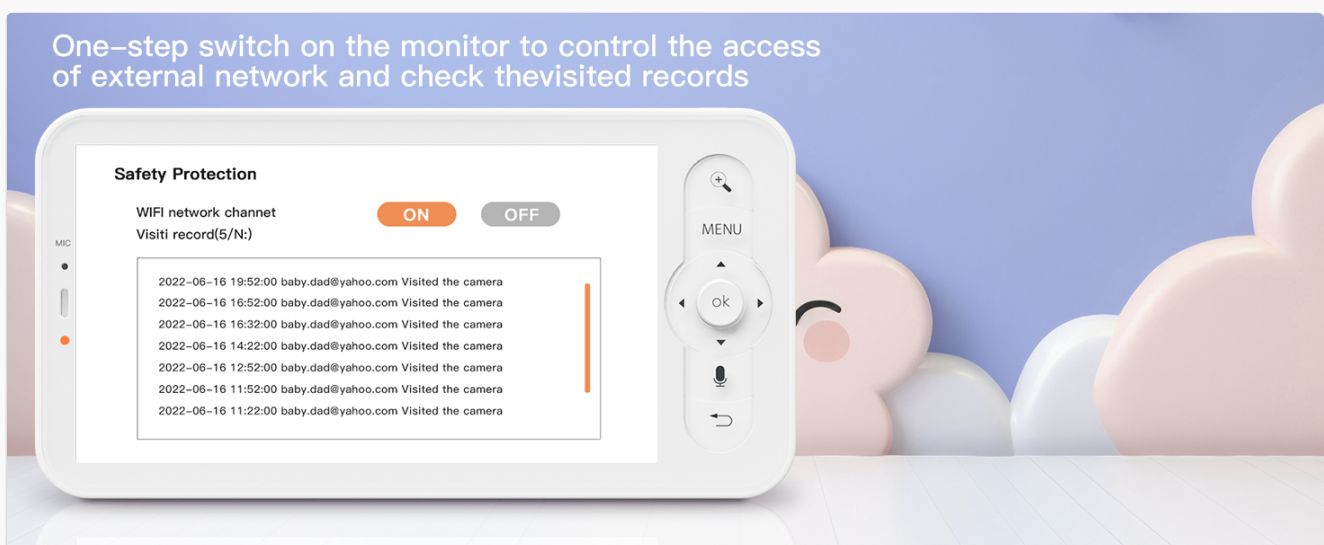


Image: The monitor's 'Safety Protection' screen, demonstrating the ability to toggle external network access and view a log of network visits to the camera.

4. MAINTENANCE

4.1 Cleaning

- Wipe the camera lens and monitor screen with a soft, dry, lint-free cloth.
- Do not use liquid cleaners or aerosol sprays directly on the device.

4.2 SD Card Management

- Regularly check the storage capacity of your Micro SD card.

- Format the SD card periodically through the monitor or app settings to maintain optimal performance.
- Replace the SD card if it becomes corrupted or fails to record.

5. TROUBLESHOOTING

If you encounter issues with your ARENTI Baby Monitor, refer to the following common solutions:

- **No Power/Device Not Turning On:** Ensure both the camera and monitor are securely connected to their power adapters and plugged into working electrical outlets.
- **No Signal/Disconnected:** If the monitor loses signal, try unplugging and re-plugging the camera to reset the connection. Ensure the camera is within range of the monitor and your Wi-Fi router.
- **Poor Video Quality:** Check your Wi-Fi signal strength. Ensure the camera lens is clean and free from obstructions.
- **Poor Audio Quality/Two-Way Talk Issues:** Ensure there are no obstructions near the microphone or speaker on both the camera and monitor. Adjust volume settings on the monitor and app.
- **PTZ Control Unresponsive:** If the pan-tilt-zoom controls are not responding smoothly, ensure you are pressing and holding the directional arrows firmly on the monitor, or try controlling via the smartphone app.
- **SD Card Not Recognized:** Ensure the Micro SD card is inserted correctly. Try formatting the card through the device settings. If the issue persists, try a different compatible Micro SD card (up to 256GB).
- **App Connectivity Issues:** Verify your smartphone is connected to a stable internet connection. Ensure the camera is connected to a 2.4GHz Wi-Fi network. Restart the app and the camera.

6. SPECIFICATIONS

Feature	Detail
Brand	ARENTI
Model	D3 Kit
Video Capture Resolution	1296p (2K/3MP)
Maximum Webcam Image Resolution	3 MP
Display Screen Size	5-inch LCD
Connectivity Technology	Wireless (Wi-Fi 6)
Connectivity Protocol	Wi-Fi
Power Source	Corded Electric
Indoor/Outdoor Usage	Indoor
Mounting Type	Wall Mount, Flat Surface
Viewing Angle	100 Degrees
Night Vision Range	33 Feet
Low Light Technology	Night Color

Zoom Type	Digital Zoom (4X)
Alert Type	Audio and Motion
Flash Memory Type	Micro SD
Flash Memory Supported Size Maximum	256 GB
Compatible Devices	Google Assistant, Amazon Alexa
Control Method	App, Monitor

7. WARRANTY AND SUPPORT

7.1 Product Warranty

The ARENTI Baby Monitor D3 Kit typically includes a 1-year manufacturer's warranty. For specific terms and conditions, please refer to the warranty card included in your package or contact ARENTI customer support.

Extended protection plans (2-Year or 3-Year) may be available for purchase separately.

7.2 Return Policy

This product is eligible for a 90-day return or replacement policy from the date of purchase. Please consult your retailer's return policy for detailed instructions.

7.3 Customer Support

For technical assistance, troubleshooting, or general inquiries, please contact ARENTI's professional support team.







- **Operating Hours:** Monday - Friday, 9 AM - 5 PM (Pacific Time)
- **Response Time:** Replies typically within 24 hours.
- **Online Resources:** Visit the official ARENTI store for FAQs and additional support information:[ARENTI Store](#)



Image: Visual representation of the professional support team, highlighting their availability and response time.



Related Documents - D3 Kit

	<p>Arenti P2Q Smart Pan Tilt Wi-Fi Camera Quick Guide</p> <p>A quick start guide for the Arenti P2Q Smart Pan Tilt Wi-Fi Camera, covering packing list, product description, installation, configuration, specifications, and legal notices.</p>
	<p>Arenti Alnanny B2 Kit Smart Baby Monitor User Manual</p> <p>Comprehensive user manual for the Arenti Alnanny B2 Kit smart baby monitor, detailing setup, features, and troubleshooting.</p>
	<p>Arenti DOME 1 Smart Indoor Camera: Quick Guide & Features</p> <p>Comprehensive quick guide for the Arenti DOME 1 smart indoor security camera. Learn about its 2K/3MP Ultra HD video, pan/tilt control, AI detection, two-way audio, and compatibility with Amazon Alexa and Google Assistant.</p>
	<p>Arenti F1 Smart Wi-Fi Floodlight Camera Quick Guide</p> <p>A concise guide to installing and using the Arenti F1 Smart Wi-Fi Floodlight Camera, covering setup, features, and troubleshooting.</p>
	<p>Arenti Baby 9T & 2M Baby Monitor Quick Guide</p> <p>Concise guide to setting up and using the Arenti Baby 9T and Baby 2M baby monitor, covering installation, app pairing, features, and troubleshooting.</p>
	<p>Arenti AINANNY Smart Baby Monitor User Manual</p> <p>User manual for the Arenti AINANNY smart baby monitor, covering setup, features, usage, and troubleshooting. Compatible with Amazon Alexa and Google Assistant.</p>



[\[pdf\]](#) User Manual Installation Guide

Alnanny D3 Kit Smart baby monitor User manual Scan QR code to and install the Arenti App Or you can search on Store iOS or Google Play Android Download F1UibVjHCWL ref dp product quick view m media amazon images | |||

...

lang: **score:17** filesize: 40.98 M page_count: 125 document date: 2025-02-22