



Manuals.plus /

- › engugu /
- › Delighteal T26 Pro Language Translator Earbuds User Manual

engugu T26 Pro (Is911847)

Delighteal T26 Pro Language Translator Earbuds User Manual

Brand: engugu | Model: T26 Pro (Is911847)

1. INTRODUCTION

Thank you for choosing the Delighteal T26 Pro Language Translator Earbuds. These advanced wireless earbuds are designed to provide seamless real-time language translation, high-fidelity audio for music, and clear communication for phone calls. Utilizing cutting-edge AI technology, they aim to break down language barriers and enhance your daily interactions. Please read this manual carefully to ensure proper use and optimal performance of your new device.



Image: The Delighteal T26 Pro Language Translator Earbuds, showcasing their sleek design and the compact charging case. A charging cable and a smartphone displaying the companion app are also visible.

2. PACKAGE CONTENTS

Please verify that all items listed below are included in your package:

- 1 Pair of Delighteal T26 Pro Language Translator Earbuds
- 1 Wireless Charging Case
- 1 Type-C Charging Cable
- 1 User Manual (this document)

3. PRODUCT FEATURES

The Delighteal T26 Pro Earbuds offer a range of advanced features for an unparalleled audio and translation experience:

- **Real-Time Translation Capability:** High-precision real-time translation in 114 languages, eliminating language barriers for travelers and professionals.
- **Latest Innovative AI Technology:** Offers five essential functions: recording, writing, translating, listening, and speaking, with translation accuracy up to 98%.

- **Multi-Function AI App:** A powerful companion app with features including recording, translation, AI chat, picture generation, and simple music generation to enhance work efficiency.
- **Excellent Sound Experience:** Built-in 16mm dynamic speakers deliver 360° Hi-Fi stereo sound with clear vocals and noise reduction technology.
- **Seamless Bluetooth Connection:** Advanced Bluetooth 5.4 technology for quick and easy pairing, ensuring instant translations and fluid conversations.
- **Crystal Clear Audio:** Enjoy superior sound quality for both music and calls.
- **Long Battery Life:** Extended usage time for prolonged listening and translation sessions.
- **Comfortable Fit:** Ergonomically designed for secure and comfortable wear.
- **Easy Controls:** Intuitive touch controls for managing audio and calls.
- **Water Resistant:** IPX5 rating provides protection against sweat and light splashes.

4. SETUP GUIDE

Follow these steps to set up your Delighteal T26 Pro Earbuds and connect them to your device:

1. **Download the App:** Search for the official "Delighteal Translator" app (or similar, as per product instructions) on the App Store (iOS) or Google Play Store (Android) and install it on your smartphone.
2. **Headphones Pairing:** Open the charging case and take out the earbuds. They will automatically enter pairing mode. The indicator lights on the earbuds will flash, indicating they are ready to pair.
3. **Connect Bluetooth:** On your smartphone, go to Bluetooth settings and select "Delighteal T26 Pro" (or similar device name) from the list of available devices to connect. A voice prompt will confirm successful connection.
4. **Open App:** Launch the installed Delighteal Translator app on your smartphone.
5. **Set Target Language:** Within the app, select your desired source and target languages for translation.
6. **Start Conversation:** You are now ready to use your earbuds for translation, music, or calls.


Smart pairing connection

App support Android&IOS

Broad compatibility with 98% of devices

Turn on the headphones and wait for the Headphones to pair.
After successful pairing, open the app and start using.

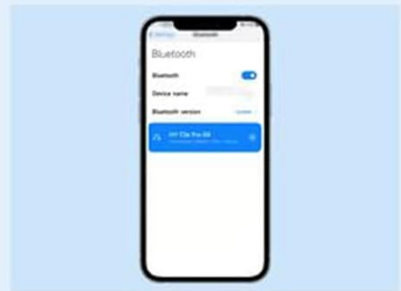
Tutorial



Download App



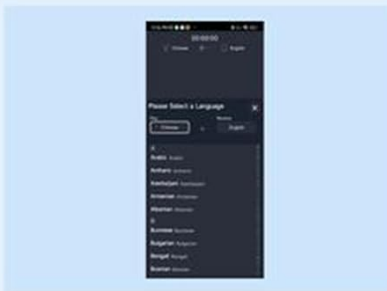
Headphones pairing



Connect Bluetooth



Open App



Set Target language



Start conversation

Image: A visual guide illustrating the smart pairing connection process, from downloading the app to starting a conversation, showing app icons and phone screens.

5. OPERATING INSTRUCTIONS

5.1. Language Translation

The core function of your T26 Pro Earbuds is real-time language translation. Ensure the earbuds are connected to your smartphone and the companion app is open and configured with the correct languages.

- **Initiate Translation:** Depending on the app's interface, you may need to tap an icon or use a specific gesture on the earbud to start the translation session.
- **Speak Clearly:** Speak naturally into the earbud's microphone. The app will process your speech and provide the translation through the earbuds and/or on the phone screen.
- **Listen to Translations:** The translated speech will be played back through your earbuds.
- **Supported Languages:** The earbuds support translation for 75 languages. Refer to the app for the full list of supported languages.

HYUNDAI

AI Voice Conversation

Users can communicate with the system in real time through voice input

Do you think there are aliens in the world?

There is no conclusive evidence that aliens exist in the world



Image: A man wearing the Delighteal T26 Pro Earbuds, interacting with a smartphone displaying an AI voice conversation interface, demonstrating real-time communication.

75 Languages List

Arabic	Danish	Italian	Mongolian	Somali
Amharic	Dutch	Indonesian	Marathi	Serbian
Azerbaijani	English	Irish	Maltese	Swedish
Armenian	Estonian	Icelandic	Norwegian	Swahili
Albanian	French	Japanese	Nepali	Thai
Burmese	Filipino	Javanese	Portuguese	Traditional Chinese
Bulgarian	Finnish	Korean	Persian	Turkish
Bengali	German	Khmer	Punjabi	Tamil
Bosnian	Greek	Kazakh	Polish	Telugu
Basque	Galician	Kannada	Pashto	Tamil Tamil
Chinese	Gujarati	Lithuanian	Russian	Telugu Telugu
Cantonese	Georgian	Latvian	Spanish	Ukrainian
Catalan	Hindi	Malay	Sinhala	Urdu
Czech	Hebrew	Macedonia	Slovak	Uzbek
Croatian	Hungarian	Malayalam	Slovenian	Vietnamese
				Welsh
				Zulu

Image: A comprehensive list detailing the 75 languages supported by the Delighteal T26 Pro Language Translator Earbuds, organized in columns for easy reference.

5.2. Music Playback

Once connected via Bluetooth, you can use your earbuds for music playback from your smartphone or other Bluetooth-enabled devices.

- **Play/Pause:** Tap the touch control area on either earbud once.
- **Next Track:** Double-tap the right earbud.
- **Previous Track:** Double-tap the left earbud.
- **Volume Control:** Adjust volume directly from your connected device.

5.3. Phone Calls

Manage your phone calls conveniently with the touch controls on your earbuds.

- **Answer/End Call:** Tap the touch control area on either earbud once.
- **Reject Call:** Press and hold the touch control area on either earbud for 2 seconds.

6. MAINTENANCE

Proper maintenance ensures the longevity and optimal performance of your earbuds.

- **Cleaning:** Regularly clean the earbuds and charging case with a soft, dry, lint-free cloth. Do not use harsh chemicals or abrasive materials.
- **Charging:** Charge the earbuds using the provided Type-C charging cable and a compatible power adapter. Ensure the charging case is also charged to power the earbuds.
- **Water Resistance:** The earbuds have an IPX5 waterproof rating, meaning they are resistant to sweat and light splashes. Do not submerge them in water or expose them to heavy rain. Dry them thoroughly if they get wet.
- **Storage:** When not in use, store the earbuds in their charging case to protect them and keep them charged. Store in a cool, dry place away from direct sunlight and extreme temperatures.

7. TROUBLESHOOTING

If you encounter any issues with your Delighteal T26 Pro Earbuds, please refer to the following common solutions:

Problem	Possible Solution
Earbuds not pairing with device.	<ul style="list-style-type: none">• Ensure earbuds are charged.• Turn off and on your device's Bluetooth.• Forget the device in your Bluetooth settings and re-pair.• Place earbuds back in the case, close, wait a few seconds, then open again.
No sound or low volume.	<ul style="list-style-type: none">• Check the volume level on your connected device.• Ensure earbuds are properly seated in your ears.• Clean any debris from the earbud speakers.• Verify the earbuds are connected to the correct audio output on your device.
Translation not working or inaccurate.	<ul style="list-style-type: none">• Ensure the earbuds are connected to the app.• Check your internet connection (required for translation).• Verify the correct source and target languages are selected in the app.• Speak clearly and at a moderate pace.• Update the app to the latest version.
Earbuds not charging.	<ul style="list-style-type: none">• Ensure the charging cable is securely connected to both the case and power source.• Try a different charging cable or power adapter.• Clean the charging contacts on both the earbuds and the case.

8. SPECIFICATIONS

Detailed technical specifications for the Delighteal T26 Pro Language Translator Earbuds:

Feature	Detail
Model Name	T26 Pro Language Translator Earbuds
Model Number	Is911847
Dimensions (Earbud)	Approx. 51 x 41 x 18 mm (Individual Earbud)
Color	Black
Connectivity Technology	Wireless (Bluetooth)
Wireless Version	Bluetooth 5.4
Transmission Distance	≥10 meters (33 feet)
Speaker Specifications	16mm Dynamic Driver
Frequency Range	20-20,000 Hz
Waterproof Rating	IPX5 (Water Resistant)
Control Method	Touch
Headphones Jack	No Jack
Compatible Devices	Bluetooth-enabled devices (Smartphones, Tablets, etc.)
Included Components	Earbuds, Wireless Charging Case, Type-C Charging Cable, User Manual

9. WARRANTY AND SUPPORT

For warranty information and customer support, please refer to the specific terms provided at the time of purchase or contact the manufacturer directly.

Manufacturer: engugu

If you experience any issues not covered in this manual or require further assistance, please reach out to engugu customer support through their official website or the contact information provided with your product packaging.