

Sengled B21-N1E

Sengled Dual Mode Smart A19 LED Light Bulbs User Manual

Model: B21-N1E

Brand: Sengled

1. INTRODUCTION

This manual provides detailed instructions for the installation, operation, and maintenance of your Sengled Dual Mode Smart A19 LED Light Bulbs. These bulbs offer versatile lighting options with both app and optional remote control capabilities, featuring color changing, tunable white light, and dimming functions. Please read this manual thoroughly before use to ensure proper functionality and safety.



Image 1.1: Sengled Dual Mode Smart A19 LED Light Bulbs and App Interface

2. SAFETY INFORMATION

Observe the following safety precautions to prevent damage to the product or injury to yourself:

- Ensure power is turned off at the switch before installing or removing bulbs.
- Do not use with standard dimmers. These bulbs are dimmable only via the Sengled Home App or a compatible Sengled remote control.
- Suitable for indoor use only.
- Do not disassemble or modify the bulb.
- Avoid exposure to water or excessive moisture.
- Operating temperature range: -20°C to 40°C (-4°F to 104°F).

3. SETUP

3.1. Hardware Installation

1. Turn off the power to the light fixture at the wall switch.
2. Carefully screw the Sengled Smart LED bulb into a standard E26 light socket.
3. Turn on the power to the light fixture. The bulb should illuminate.

3.2. App Download and Pairing

The Sengled Home App is required for full control and smart features.

1. Download the Sengled Home App from the Apple App Store or Google Play Store.
2. Open the app and create an account or log in.
3. Tap the '+' icon to add a new device.
4. Select 'Smart LED' or 'Bluetooth Devices' from the device list.
5. Follow the on-screen instructions to search for and connect your bulbs. Pairing typically completes within 3 seconds.

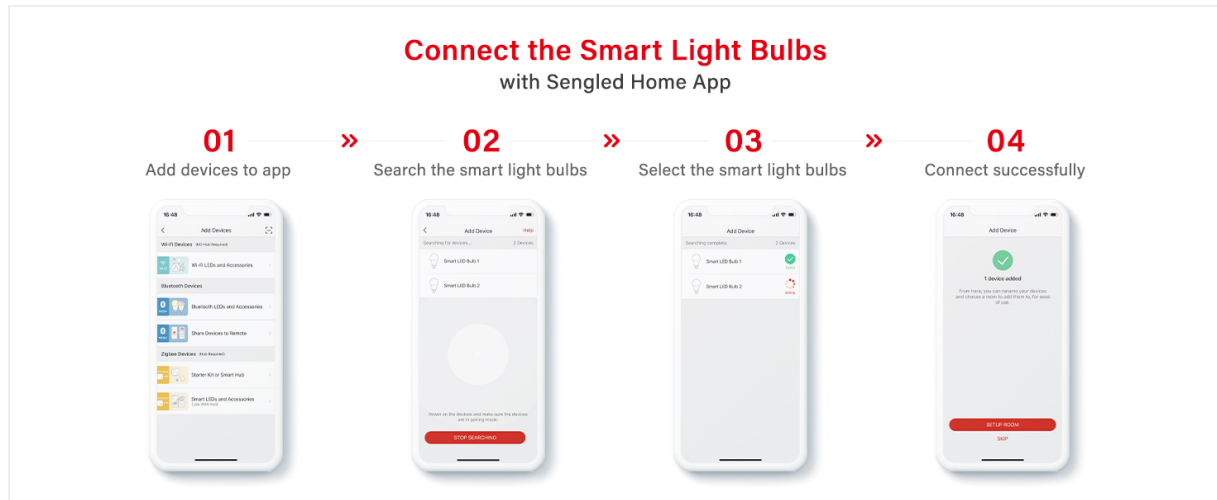


Image 3.1: Sengled Home App Connection Steps

3.3. Remote Control (Optional)

While this product package does not include a remote, these bulbs are compatible with a separately sold Sengled remote control. If you have a compatible remote, follow its instructions for pairing with the bulbs. The remote allows direct control without Wi-Fi.

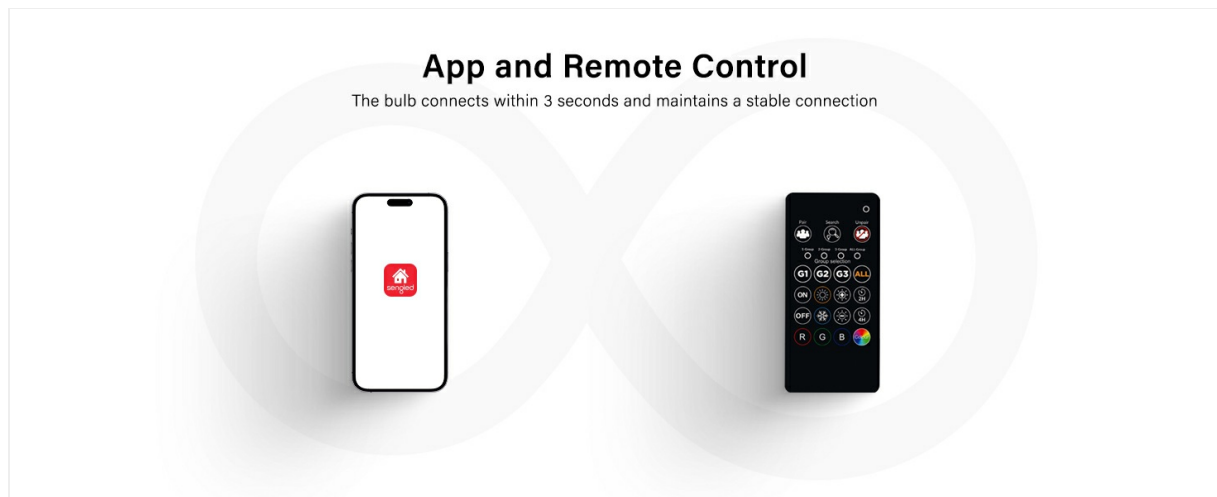


Image 3.2: App and Optional Remote Control

4. OPERATING INSTRUCTIONS

4.1. App Control Features

Once connected to the Sengled Home App, you can access various lighting controls:

- **Color Changing:** Select from 16 million colors to set the mood.



16 Million Colors



Image 4.1: 16 Million Colors

- **Tunable White:** Adjust color temperature from warm white (2700K) to cool daylight (6500K).



2700K-6500K Color
Temperature Tunable




Image 4.2: 2700K-6500K Color Temperature Tunable

- **Brightness Adjustment:** Dim the lights from 1% to 100% to suit any activity.



1%-100%
Brightness Dimmable




Image 4.3: 1%-100% Brightness Dimmable

- **Scheduling:** Set timers for automatic on/off cycles.
- **Sunrise/Sunset Mode:** Simulate natural light patterns to gently wake up or fall asleep.

Sunrise and Sunset

Light up gradually like a sunrise, depending on the time zone and season



Image 4.4: Sunrise and Sunset Simulation

- **Group Control:** Organize bulbs into groups (e.g., by room) for simultaneous control. The system supports up to 3 groups, each with up to 64 bulbs, and a total of up to 150 bulbs.

Group Control for Multiple Smart Bulbs

Separate control of every rooms

up to **150** bulbs and up to **3** groups, each group of up to **64** LED bulbs



Image 4.5: Group Control for Multiple Smart Bulbs

4.2. Important Note on Voice Assistants

This specific model of Sengled Dual Mode Smart Light Bulbs (B21-N1E) **does not** support integration with Alexa or Google Echo systems for voice control.

5. MAINTENANCE

Sengled Smart LED bulbs require minimal maintenance. To clean, ensure the power is off and the bulb is cool. Wipe gently with a dry, soft cloth. Do not use liquid cleaners or abrasive materials.

6. TROUBLESHOOTING

- **Bulb not responding to app:**
 - Ensure the bulb is powered on.
 - Check your device's Bluetooth connection.
 - Restart the Sengled Home App.
 - Try re-pairing the bulb through the app's device addition process.
- **Bulb not turning on:**
 - Verify the light fixture has power and the wall switch is on.
 - Ensure the bulb is screwed in correctly.

- Test the bulb in another working fixture if possible.
- **Connectivity issues:**
 - The Sengled Dual Mode system utilizes a local Mesh network for stable connections, reducing reliance on Wi-Fi. Ensure bulbs are within range of each other to maintain the mesh.



Image 6.1: Sengled Local Mesh System for Enhanced Stability

7. SPECIFICATIONS

| Feature | Specification |
|-------------------------|---|
| Model Number | B21-N1E |
| Bulb Type | LED |
| Bulb Shape Size | A19 |
| Bulb Base | E26 |
| Wattage | 8.7 Watts |
| Incandescent Equivalent | 60 Watts |
| Brightness | 800 Lumens |
| Color Temperature | 2700K - 6500K (Tunable White) |
| Color Options | RGBW (16 Million Colors) |
| Dimmable | 1% - 100% via App/Remote |
| Voltage | 100-120 Volts, 60 Hz |
| Control Method | Sengled Home App, Optional Sengled Remote |
| Indoor/Outdoor Usage | Indoor |
| Material | Synthetic Polymer (PMMA) |
| Item Weight | 7.4 ounces |

8. WARRANTY AND SUPPORT


8.1. Manufacturer's Warranty

Sengled provides a **2-year manufacturer's warranty** for this product. This warranty covers defects in materials and workmanship under normal use. Please retain your proof of purchase for warranty claims.

8.2. Customer Support

For technical assistance, troubleshooting, or warranty inquiries, please visit the official Sengled website or contact their customer support. Refer to the product packaging or the Sengled Home App for the most current contact information.

Related Documents - B21-N1E


| | |
|--|--|
| <p><small>User Manual of Product 1: Sengled Use Products, Compatible with Alexa and Google Assistant, Homese, Siri, SmartThings, 1 Pack, White</small></p> <p><small>User Manual of Product 2: Sengled Smart Light Bulbs, ZigBee Hub Required, Works with Alexa and SmartThings, Voice Control with Google Home and Echo with built-in Hub, Soft White 80W Equivalent A19 Dimmable Smart Bulbs, 4 Pack</small></p> | <p>Sengled Smart LED Bulbs User Guide and Installation Instructions</p> <p>Comprehensive user guide for Sengled Smart LED bulbs and Smart Hub, covering installation, operation, safety, troubleshooting, and firmware updates. Compatible with Alexa, Google Assistant, and Apple HomeKit.</p> |
| <p><small>Sengled</small></p> <p>Sengled Smart LED</p> <ul style="list-style-type: none">• Soft White A19 Bulbs• Daylight A19 Bulbs• Extra Bright SoftWhite A19 Bulbs• Extra Bright Daylight A19 Bulbs• Soft White E26 Bulbs• Multicolor A19 Bulbs• Multicolor E26 Bulbs• Multicolor B11 Candle Bulb• Vintage Edison ST19 Bulb  <p><small>USER GUIDE</small></p> | <p>Sengled Smart LED Bulbs User Guide</p> <p>A comprehensive user guide for Sengled Smart LED bulbs, covering installation, operation, safety information, and troubleshooting. Learn how to control your home lighting with the Sengled Home app, Amazon Alexa, Google Assistant, and Apple HomeKit.</p> |
| <p><small>User Manual of Product 1: Sengled Use Products, Compatible with Alexa and Google Assistant, Homese, Siri, SmartThings, 1 Pack, White</small></p> <p><small>User Manual of Product 2: Sengled Smart Plug, Compatible with Google Home and SmartThings, E171, Hub Required, Smart Outlet Remote Control, Your Home Appliances from Anywhere, Alexa Plug, E171, Certified, 1 Pack</small></p> | <p>Sengled Smart LED Bulbs & Smart Plugs User Guide: Setup, Operation, and Support</p> <p>Comprehensive user guide for Sengled Smart LED bulbs (A19 Starter Kits) and Smart Plugs (E1C-NB6). Learn about installation with Apple HomeKit, Alexa, Google Assistant, operation, safety, and troubleshooting.</p> |



[pdf]

Microsoft Word Attestation letter FCC 2 Letter Sengled Co Ltd B21N1E SIMPLY SMART LED 2AGN8 2AGN8B21N1E b21n1e


Company name: Sengled Co., Ltd. Address: Room 103/02-B, Floor 1, Building 1, No. 498, Guoshoujing Ro ... have the capacity to active it. Product type or description: Sengled SIMPLY SMART LED Model number: **B21-N1E**, B21-N11, B21-N12, B21-N13 FCC ID: 2AGN8-B21N1E Please contact me if there is need for any a... lang:en score:27 filesize: 257.96 K page_count: 1 document date: 2024-11-29



[pdf] Test Report


MEASUREMENT TECHNICAL REPORT FCC CLASS B Thomas Lui Test Report Sengled Co Ltd B21N1E SIMPLY SMART LED 2AGN8 2AGN8B21N1E b21n1e

FCC PART 15.247 TEST REPORT For Sengled Co.,Ltd. Room 103/02-B, Floor 1, Building 1, No. 498, Guoshou ... ion: Modulation Type Antenna Type: Maximum Antenna Gain: Sengled Co.,Ltd. Sengled SIMPLY SMART LED **B21-N1E** B21-N11, B21-N12, B21-N13 Lamp beads AC 120V BLE 1Mbps 2402-2480MHz 8.61 dBm 40 2 MHz GFSK P... lang:en score:26 filesize: 3.59 M page_count: 64 document date: 2024-12-03



[pdf] Product Photos

Microsoft Word EXHIBIT A EUT EXTERNAL PHOTOGRAPHS backls97 External Photos Sengled Co Ltd B21N1E SIMPLY SMART LED 2AGN8 2AGN8B21N1E b21n1e Bay Area Compliance Laboratories Corp. Kunshan EXHIBIT A - EUT EXTERNAL PHOTOGRAPHS Model: **B21-N1E** Project No.: RSHA240826001 1 / 8 Bay Area Compliance Laboratories Corp. Kunshan Project No.: RSHA240826001 2 / 8 Bay Area Compliance Laboratories Corp. Kunshan Model: B21-N11 Project No.... lang:es score:17 filesize: 2.25 M page_count: 8 document date: 2024-12-02

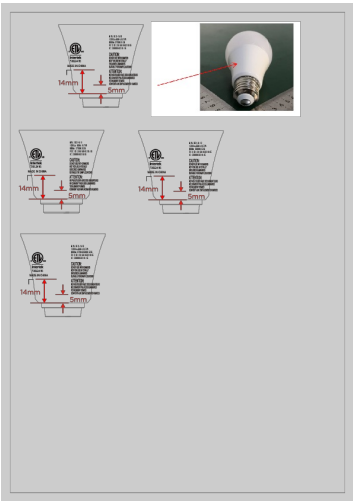


[pdf] Product Photos Teardown

Microsoft Word EXHIBIT B EUT INTERNAL PHOTOGRAPHS baclks97 Internal Photos Part 1 Sengled Co Ltd B21N1E SIMPLY SMART LED 2AGN8 2AGN8B21N1E b21n1e

Bay Area Compliance Laboratories Corp. Kunshan EXHIBIT B - EUT INTERNAL PHOTOGRAPHS Model: **B21-N1E** Project No.: RSHA240826001 1 / 16 Bay Area Compliance Laboratories Corp. Kunshan Project No.: RSHA240826001 BLE Antenna 2 / 16 Bay Area Compliance Laboratories Corp. Kunshan Project No.:....

lang:es score:17 filesize: 5.44 M page_count: 13 document date: 2024-12-02




[pdf] Label

1 B21 N11 A19 60W 800 8 7 2700K 2024 10 11 Label Location Sengled Co Ltd B21N1E SIMPLY SMART LED 2AGN8 2AGN8B21N1E b21n1e

3182416 M/N: **B21-N1E** 120Vac 60Hz 8.7W 800lm 2700K E26 FCC ID :2AGN8-B21N1E IC :20888-B21N1E 3182416 M/N: B21-N11 120Vac 60Hz 8.7W 800lm 2700K E26 FCC ID :2AGN8-B21N1E IC :20888-B21N1E 3182416 M/N: B21-N12 120Vac 60Hz 8.7W 800lm 5000K E26 FCC ID :2AGN8-B21N1E IC :20888-B21N1E 3182416 M/N: B21-...

lang:es score:17 filesize: 1.33 M page_count: 1 document date: 2024-11-29



[pdf] Specifications

Microsoft Word B21 N1E ȷKÖŸJ Antenna Specification Sengled Co Ltd B21N1E SIMPLY SMART LED 2AGN8 2AGN8B21N1E b21n1e

Manufacturer:Sengled Co., Ltd. Room 103/02-B, Floor 1, Building 1, No. 498, Guoshoujing Road, Pilot Free Trade Zone, Shanghai, China 8.5 Antenna

Specification Above parameters are based on the module being mounted on the 50*40mm evaluation board, shown as followed: 8.5.1 VSWR and Smith Chart 8.5.2 E...

lang:es score:16 filesize: 952.17 K page_count: 2 document date: 2024-11-29