

XIAOMI L75MA-SPLEU

Xiaomi TV S Mini 75" User Manual

Model: L75MA-SPLEU

Brand: XIAOMI

1. INTRODUCTION

Welcome to the user manual for your new Xiaomi TV S Mini 75" television. This guide provides comprehensive instructions for setting up, operating, maintaining, and troubleshooting your device. The Xiaomi TV S Mini 75" offers a premium viewing experience with its QD-Mini LED technology, delivering superior contrast and vibrant colors. Enjoy immersive audio with Dolby Atmos and seamless smart TV functionality powered by Google TV.

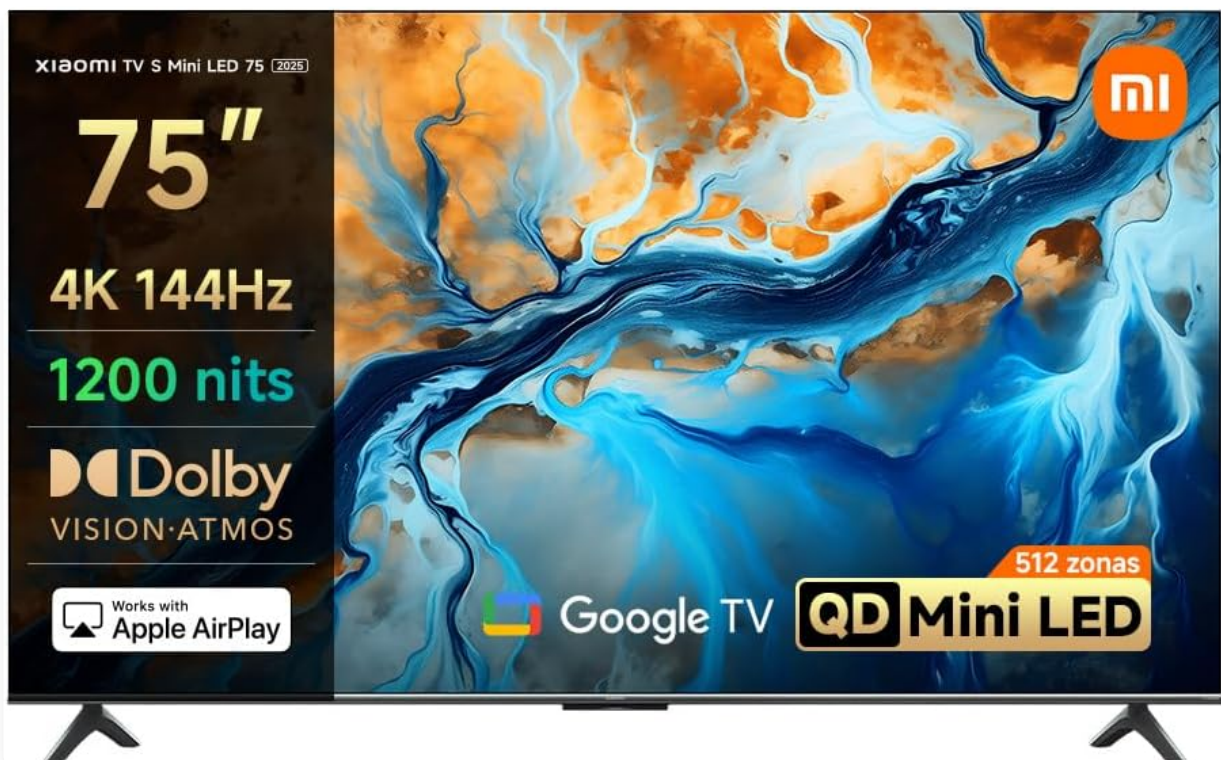


Figure 1.1: Xiaomi TV S Mini 75" showcasing its key features like 4K 144Hz, 1200 nits, Dolby Vision Atmos, and Google TV.

Key Features:

- **QD-Mini LED Technology:** Superior contrast with 512 local dimming zones for deep blacks and bright highlights.
- **1200 Nits Peak Brightness:** Delivers stunning visuals even in brightly lit rooms.
- **4K 144Hz Refresh Rate:** Ultra-smooth animations and minimal motion blur, ideal for gaming.
- **Dolby Vision IQ & Dolby Atmos:** Immersive audiovisual experience with dynamic HDR and rich, spatial audio.
- **Google TV:** Centralized access to movies, shows, and apps, with personalized recommendations and Google Assistant integration.
- **Quad Cortex A73 Processor:** Powerful performance for image processing and seamless operation.
- **Wi-Fi 6 & Apple AirPlay:** Fast wireless connectivity and easy content streaming from Apple devices.

2. SETUP

2.1 What's in the Box

Before you begin, please ensure all components are present:

- Xiaomi TV S Mini 75" Television
- Bluetooth Remote Control (360°)
- Power Cable
- 2 x TV Stands
- Bag of Screws for Stands
- User Manual and Warranty Cards

2.2 Attaching the Stands

To set up your TV on a flat surface, follow these steps:

1. Carefully place the TV screen-down on a soft, clean surface to prevent scratches.
2. Identify the left and right stands.
3. Align each stand with the corresponding screw holes on the bottom of the TV.
4. Securely fasten the stands using the provided screws.

2.3 Wall Mounting (Optional)

If you plan to wall-mount your TV, please refer to the VESA mounting standard: 400 x 300 mm. Ensure you use a compatible wall mount kit (sold separately) and follow its instructions carefully. Professional installation is recommended for wall mounting.

2.4 Connecting Peripherals

Connect your devices (e.g., cable box, gaming console, Blu-ray player) to the TV's HDMI ports. Ensure the power cable is securely connected to the TV and a power outlet.

Experiencia audiovisual intensa Sumérgete en el entretenimiento audiovisual de primer nivel

El sistema de altavoces con 4 controladores ofrece un sonido potente y envolvente, con agudos nítidos y graves profundos. Disfruta de una experiencia auditiva rica, ya sea escuchando música orquestal o bandas sonoras de películas. Incluye el modo Filmmaker, que reproduce fielmente las intenciones del creador. En combinación con Dolby Vision IQ®, Dolby Atmos® e IMAX Enhanced, disfruta de una experiencia envolvente comparable a la de una sala de cine en la comodidad de tu salón.



Figure 2.1: Rear view of the Xiaomi TV displaying its connectivity options including HDMI, USB, Ethernet, and more.

3. OPERATING INSTRUCTIONS

3.1 Powering On and Initial Setup

Press the power button on the remote control or the TV. Follow the on-screen prompts to complete the initial setup, including network connection, Google account login, and channel scanning.

3.2 Navigating Google TV

Your Xiaomi TV runs on Google TV, providing a personalized and intuitive interface. Use the directional pad on your Bluetooth remote to navigate menus and select content. The home screen organizes movies, shows, and apps from all your subscriptions.

Zonas avanzadas de mini LED

Control preciso de la luz

La avanzada tecnología de visualización mini LED divide la pantalla en 512 zonas de atenuación independientes, lo que permite un control preciso de la luz de la imagen.

En comparación con los televisores LCD normales, mini LED amplía los detalles y reduce los efectos de halo. También detecta automáticamente los cambios en la luz ambiental, lo que proporciona áreas de luz vívidas y zonas oscuras profundas. Recrea imágenes realistas con luces y sombras cautivadoras.



Mini LED

Tecnología HDR de nueva generación



512 zonas

Zonas de atenuación avanzadas



Ajuste de luz ambiental



Regular LCD TV*



Mini LED TV

Figure 3.1: The Google TV interface, offering a wide range of entertainment options and personalized content.

3.3 Using Google Assistant

The built-in Google Assistant allows you to control your TV with your voice. Press the Google Assistant button on your remote and speak your commands. You can search for content, launch apps, control smart home devices, and get answers to your questions.

Pantalla completa metálica* con cuerpo integrado

Relación de pantalla a cuerpo superalta* para una visualización a pantalla completa con una mayor inmersión




Figure 3.2: Interact with your TV using voice commands through Google Assistant.

3.4 Picture and Sound Settings

Access the settings menu to customize your viewing and listening experience. Adjust picture modes (Standard, Vivid, Movie, Game), brightness, contrast, and color settings. For audio, select sound modes (Standard, Movie, Music) or fine-tune equalizer settings. The QD-Mini LED technology and Dolby Vision IQ optimize picture quality dynamically, while Dolby Atmos provides immersive sound.

Procesadores Quad Cortex A73

Gran capacidad de almacenamiento de 3 GB + 32 GB

El procesador insignia Quad Cortex A73 mejora la calidad de imagen con las tecnologías AI PQ y AI SR, y gestiona las tareas de forma rápida y sencilla. El gran espacio de almacenamiento permite la descarga sin restricciones de aplicaciones de gran tamaño.




Figure 3.3: Experience intense audiovisuals with the TV's advanced sound system and Dolby Atmos.

3.5 Gaming Features

The Xiaomi TV S Mini 75" is designed for an optimal gaming experience. It features a 144Hz refresh rate and MEMC 4K 120Hz technology for smooth motion. Game Boost and FreeSync Premium ensure low input lag and tear-free gameplay.

MEMC 4K de 120 Hz

Una experiencia visual refrescante

La frecuencia de actualización ultraalta de 144 Hz, junto con la tecnología de MEMC (estimación del movimiento y compensación del movimiento) 4K 120 Hz, permite la interpolación de fotogramas a nivel de milisegundos, lo que produce imágenes sin parpadeos en escenas de alta velocidad. Tu experiencia visual mejora enormemente al ver eventos deportivos y películas de acción o jugar a videojuegos competitivos.



Figure 3.4: Enjoy ultra-fluid entertainment with the 4K 144Hz high refresh rate.

3.6 Connectivity (Wi-Fi, AirPlay, Chromecast)

The TV supports ultra-fast Wi-Fi 6 for seamless streaming and online gaming. With Apple AirPlay, you can effortlessly stream movies, music, games, and photos directly from your iPhone, iPad, or Mac to the TV. Chromecast built-in allows you to cast content from your phone or tablet.



Haz más en tu televisor con la voz.

El televisor es más útil que nunca. Pídele al Asistente de Google que busque películas, transmita aplicaciones, reproduzca música y controle el televisor, todo con la voz. Incluso, obtén respuestas o controla dispositivos domésticos inteligentes... y mucho más. Pulsa el botón del Asistente de Google del mando a distancia para empezar.

"Show me action shows"

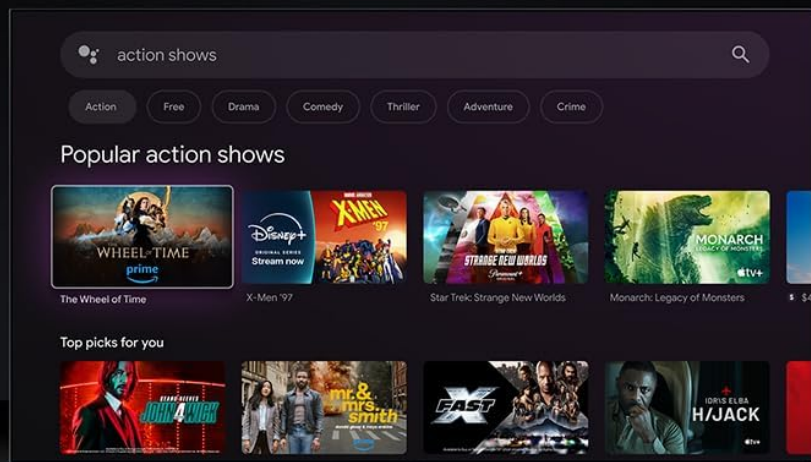


Figure 3.5: Stream content wirelessly with Apple AirPlay.

4. MAINTENANCE

4.1 Cleaning the TV

To clean the screen, gently wipe it with a soft, lint-free cloth. For stubborn marks, dampen the cloth slightly with water or a screen-cleaning solution. Avoid using harsh chemicals, abrasive materials, or direct spraying of liquids onto the screen.

For the TV body, use a soft, dry cloth. Do not use solvents or alcohol-based cleaners.

4.2 Software Updates

Your TV may receive periodic software updates to improve performance and add new features. Ensure your TV is connected to the internet. You can check for updates manually in the settings menu: **Settings > System > About > System update**.

4.3 General Care

- Avoid placing the TV in direct sunlight or near heat sources.
- Ensure adequate ventilation around the TV.

- Protect the TV from dust by regularly cleaning its surfaces.
- Unplug the TV during lightning storms or when it will be unused for extended periods.

5. TROUBLESHOOTING

This section addresses common issues you might encounter. If the problem persists, please contact customer support.

Problem	Possible Cause	Solution
No Power	Power cable not connected; Power outlet not working.	Ensure power cable is securely plugged in. Test the outlet with another device.
No Picture / Black Screen	Incorrect input source; Loose HDMI cable; Device not powered on.	Press the 'Input' button on the remote to select the correct source. Check HDMI cable connections. Ensure connected devices are powered on.
No Sound	Volume too low or muted; External audio system not configured.	Increase volume or unmute. Check audio output settings if using external speakers.
Remote Control Not Working	Low batteries; Remote not paired.	Replace batteries. Re-pair the Bluetooth remote control (refer to initial setup instructions or TV settings).
Wi-Fi Connection Issues	Incorrect password; Router issues; Signal interference.	Double-check Wi-Fi password. Restart your router. Move TV closer to router or reduce interference.

6. SPECIFICATIONS

Detailed technical specifications for the Xiaomi TV S Mini 75" (Model: L75MA-SPLEU).

Feature	Specification
Brand	XIAOMI
Model Number	L75MA-SPLEU
Screen Size	75 Inches (191 cm)
Display Technology	Mini LED, QLED
Resolution	4K (3840 x 2160)
Refresh Rate	144 Hz
Peak Brightness	1200 nits

Feature	Specification
Operating System	Google TV
Processor	Quad Cortex A73
Connectivity	Bluetooth, Ethernet, HDMI, USB, Wi-Fi (Wi-Fi 6)
Special Features	Built-in Speaker, Multi-voice Assistant, Chromecast, Parental Control, Bezel-less Design
Product Dimensions (W x D x H)	166.9 x 42.5 x 102.7 cm (with stand)
Product Weight	36.8 kg (with stand)
Energy Efficiency Class	G



Entretenimiento que te encanta. Con un poco de ayuda de Google.

Google TV™ reúne películas, programas y mucho más de todas tus aplicaciones y suscripciones, y los organiza para ti. ¿Necesitas inspiración? Obtén recomendaciones seleccionadas, utiliza la potente búsqueda de Google para encontrar programas en más de 10 000 aplicaciones o navega por cientos de canales gratuitos. Además, con los perfiles personalizados, la experiencia de cada uno está hecha a medida.



Figure 6.1: Dimensions of the Xiaomi TV S Mini 75".



Figure 6.2: EU Energy Label for the Xiaomi TV S Mini 75", indicating energy efficiency class G.

7. WARRANTY AND SUPPORT

7.1 Warranty Information

This Xiaomi TV S Mini 75" comes with a minimum warranty period of 2 years provided by the manufacturer. Please retain your proof of purchase for warranty claims. The availability of spare parts and software updates is guaranteed for 7 years from the date of product placement on the market.


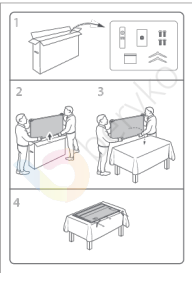
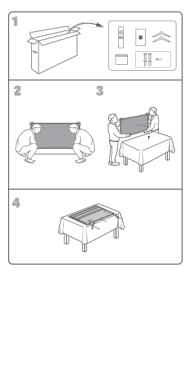
7.2 Customer Support

For technical assistance, troubleshooting beyond this manual, or warranty inquiries, please contact Xiaomi customer support. You can find more information and support resources on the official Xiaomi website or through the Amazon brand store.

Manufacturer: Xiaomi

Amazon Brand Store: [Visit Xiaomi Store on Amazon](#)

Related Documents - L75MA-SPLEU

 The image shows a promotional page for the Xiaomi TV S Mini LED. It features a large image of the TV displaying a colorful abstract pattern. Below the image, there are several sections of text in Czech, including 'Klíčové prodejní body' (Key selling points) and 'Užijte si jakékoli film' (Enjoy any movie). The text highlights features like QD-Mini LED technology, 144Hz refresh rate, Dolby Vision IQ, and Google TV interface.	<p>Xiaomi TV S Mini LED: Rychlý průvodce a specifikace</p> <p>Podrobný rychlý průvodce a specifikace pro televizor Xiaomi TV S Mini LED s QD-Mini LED technologií, 144Hz obnovovací frekvencí, Dolby Vision IQ a Google TV.</p>
 The image shows the first page of the user manual for the Xiaomi TV S Mini LED 55-inch model. It features a large image of the TV and a list of sections: 1. Úvod (Introduction), 2. Instalace (Installation), 3. Bezpečnostní opatření (Safety precautions), and 4. Připojení (Connectivity). The text is in Czech.	<p>Xiaomi TV S Mini LED 55" User Manual and Setup Guide</p> <p>Comprehensive user manual and setup guide for the Xiaomi TV S Mini LED 55-inch television, covering installation, safety precautions, specifications, and connectivity options.</p>
 The image shows the first page of the user manual for the Xiaomi TV L75MA-SPLEU model. It features a large image of the TV and a list of sections: 1. Úvod (Introduction), 2. Instalace (Installation), 3. Bezpečnostní opatření (Safety precautions), and 4. Připojení (Connectivity). The text is in Czech.	<p>Xiaomi TV L75MA-SPLEU User Manual and Safety Information</p> <p>This document provides essential safety precautions, installation, usage, and maintenance guidelines for the Xiaomi TV L75MA-SPLEU. It includes technical specifications and compliance information.</p>

