

SENECESLI SENECESLIxgv5r0pkb1

SENECESLI E-Book Reader User Manual

Model: SENECESLIxgv5r0pkb1

Brand: SENECESLI

1. INTRODUCTION

This manual provides essential information for the proper setup, operation, and maintenance of your SENECESLI E-Book Reader. Please read this manual thoroughly before using the device to ensure optimal performance and longevity. Keep this manual for future reference.

2. PRODUCT OVERVIEW

2.1 Package Contents

Upon unpacking, please verify that all items listed below are included in your package:

- 1 x E Reader
- 1 x Protective Case
- 1 x Pen (Stylus)
- 1 x Writing Tablet
- 1 x User Manual (this document)
- 1 x Charging Cable




Image: The E-Book Reader displayed with its included accessories: a protective case, a stylus pen, a small writing tablet, and a charging cable.

2.2 Key Features

- **Large Touch Screen Technology:** 5.76-inch touch screen designed for comfortable reading, reducing eye fatigue.
- **Flat Ink Screen Design:** Offers a paper-like reading experience with even light distribution and no reflection.
- **Ultra Thin and Lightweight:** Compact body design for comfortable one-handed use.
- **Long Battery Life:** Built-in 1500mAh Li-ion battery provides weeks of reading on a single charge.
- **Expandable Storage:** Features a memory card slot supporting up to 64GB (memory card not included).
- **Android 8.1 System:** Supports various document, audio, and image formats, with built-in Cordless (Wi-Fi) function.

Eight Reasons

Comfortable reading experience
and beautiful feeling

It's effortless to hold
it with one hand

Approximately 8mm thick
Weighing approximately 150g

7Day

Theoretical
standby time

Full fit technology integrated
display with transparent heel

Store up to 32G

More than 10000 books
can be downloaded

32G

Better font display

198PPI

High definition screen

**Ink bottle
custom CPU**

Quad-core Cortex-A7 up to 1.2GHz
high efficiency and low consumption

WIFI 2.4GHz

Smooth connection and faster transmission

Image: An infographic highlighting key features such as effortless one-hand holding, approximately 8mm thickness, 155g weight, 7-day theoretical standby time, up to 32GB storage (note: product supports 64GB), full fit technology, 198PPI display, custom Quad-core Cortex-A7 CPU, and WiFi 2.4GHz.

3. SETUP

3.1 Initial Charging

Before first use, fully charge your E-Book Reader. Connect the provided charging cable to the device's charging port and a compatible USB power adapter (not included). The charging indicator will show the charging status.

3.2 Powering On/Off

- **To Power On:** Press and hold the power button located on the device until the screen illuminates.
- **To Power Off:** Press and hold the power button until a power-off menu appears on the screen. Select 'Power Off'.
- **To Sleep/Wake:** Briefly press the power button to put the device into sleep mode or wake it up.

3.3 Inserting a Memory Card (Optional)

The device supports a memory card (MicroSD) up to 64GB for expanded storage. Locate the memory card

slot, gently insert the card with the gold contacts facing down until it clicks into place. To remove, push the card in slightly until it springs out.

4. OPERATING INSTRUCTIONS

4.1 Basic Navigation

The E-Book Reader features a touchscreen for navigation. Tap to select items, swipe to scroll, and use pinch-to-zoom for text resizing if supported by the application.



Image: A close-up of the e-reader screen demonstrating high-resolution text display and various application icons, including a calculator, app store, and dictionary.

4.2 Reading E-Books

To begin reading, navigate to your library or file manager and select a book. The device supports various document formats including TXT, EPUB, PDF, MOBI, FB2, FB2.ZIP, PRC, RTF, HTML, HTM, CHM, DOC, DOCX, PDB, ODT, AZW, AZW3, TCR.

- **Turning Pages:** Tap the left or right side of the screen, or use the physical page-turn buttons if available.
- **Adjusting Text:** Within a book, you may be able to adjust font size, font style, and line spacing

through the reading application's settings.

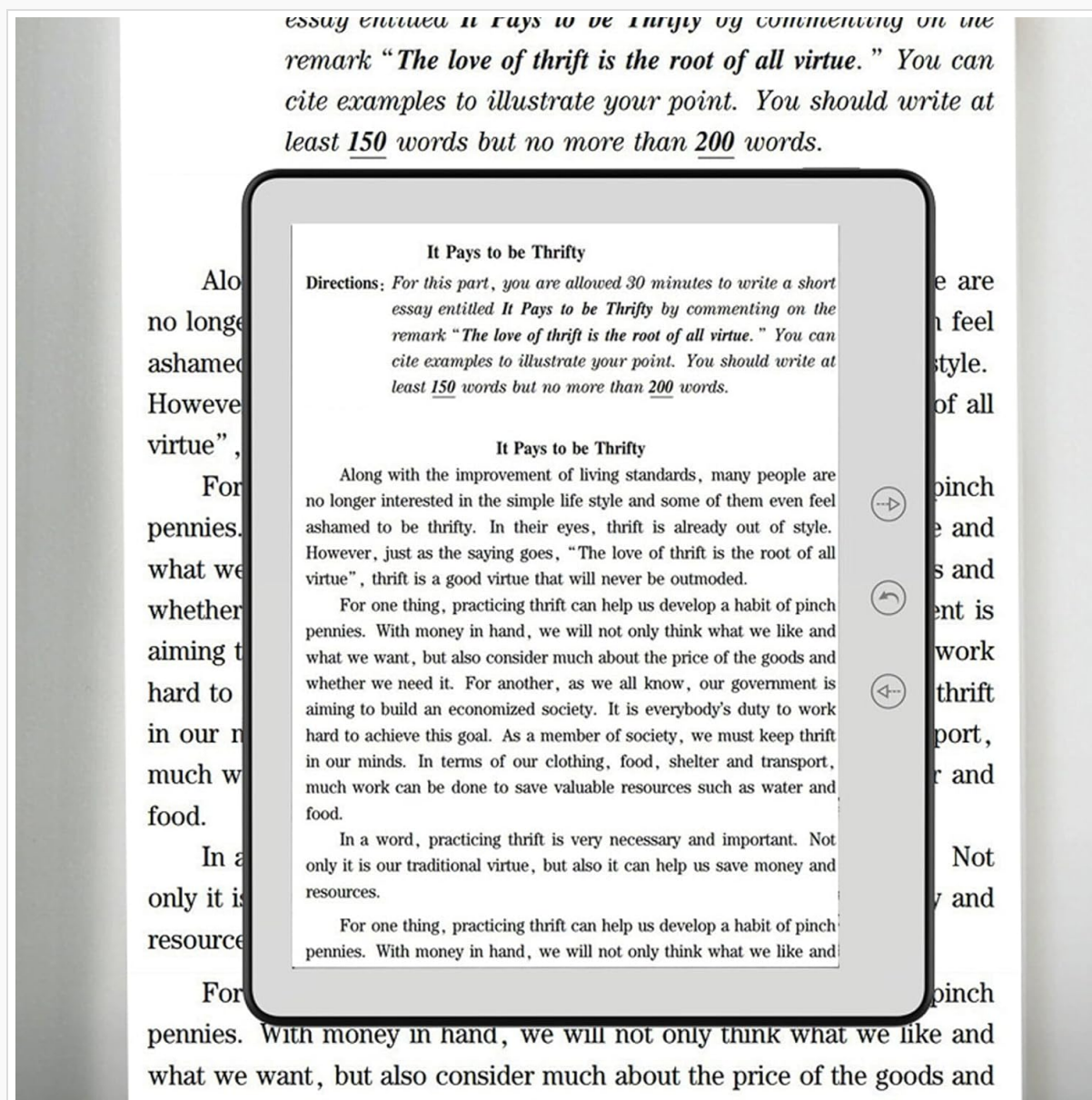
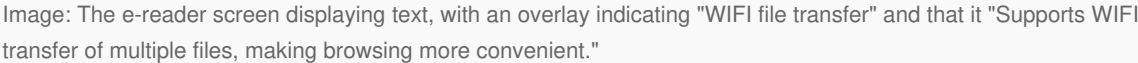


Image: The e-reader screen showing a passage of text from a book, demonstrating the clear display for reading.

4.3 File Transfer (Wi-Fi)

The E-Book Reader supports Wi-Fi file transfer, allowing you to easily move multiple files to and from the device. Connect your device to a Wi-Fi network via the settings menu. Specific instructions for Wi-Fi file transfer will depend on the application used.

Supports WIFI transfer of multiple files, making browsing more convenient



In addition to e-books, the device supports various audio and image formats:

- **Sound Format Support:** MP3, OGG, AAC, M4A, FLAC, WAV

- **Image Format Support:** JPG, BMP, PNG

5. MAINTENANCE

5.1 Cleaning the Device

To clean the screen and body of your E-Book Reader, use a soft, lint-free cloth. For stubborn smudges, slightly dampen the cloth with water or a screen-cleaning solution. Avoid using harsh chemicals or abrasive materials.

5.2 Battery Care

To prolong battery life:

- Avoid fully discharging the battery frequently.
- Store the device in a cool, dry place when not in use for extended periods.
- Use only the provided charging cable or a compatible alternative.

5.3 Software Updates

Periodically check for software updates in the device's settings menu. Updates can improve performance, add new features, and enhance security.

6. TROUBLESHOOTING

6.1 Common Issues and Solutions

- **Device not turning on:** Ensure the battery is charged. Connect to a power source and try again.
- **Screen unresponsive:** Try restarting the device. If the issue persists, ensure the screen is clean and free of debris.
- **Cannot transfer files:** Verify Wi-Fi connection is stable. Check if the file format is supported.
- **Device freezes:** Press and hold the power button for approximately 10-15 seconds to force a restart.

If you encounter persistent issues not covered here, please refer to the warranty and support section for further assistance.

7. SPECIFICATIONS

Feature	Specification
MCU	RK3126C Quad Core A7 1.2Hz
RAM	1GB
ROM	16GB EMMC
Display	5.76 Inch Touchscreen, Electronic Ink
Resolution	920 x 680
PPI	198ppi

Feature	Specification
Battery Capacity	1500mAh Lithium-Ion
Battery Life	7 Days
Wireless Fidelity	Support (Wi-Fi 2.4GHz)
Bluetooth	Not Supported
Memory Card Slot	Supports up to 64GB (Not Included)
System Version	for Android 8.1
Sound Format Support	MP3, OGG, AAC, M4A, FLAC, WAV
Image Format Support	JPG, BMP, PNG
Document Format Support	TXT, EPUB, PDF, MOBI, FB2, FB2.ZIP, PRC, RTF, HTML, HTM, CHM, DOC, DOCX, PDB, ODT, AZW, AZW3, TCR
Item Weight	14.4 ounces
Package Dimensions	8.15 x 5.47 x 1.34 inches

8. WARRANTY AND SUPPORT

For warranty information and customer support, please refer to the documentation provided at the time of purchase or contact your retailer. Keep your proof of purchase for warranty claims.