

Deiss Deiss PRO Dual Platform Digital Kitchen Scale

Deiss PRO Dual Platform Digital Kitchen Scale

USER MANUAL

Introduction

Thank you for choosing the Deiss PRO Dual Platform Digital Kitchen Scale. This precision instrument is designed to provide accurate measurements for a wide range of ingredients, enhancing your cooking and baking experience. This manual will guide you through the setup, operation, and maintenance of your new scale.

Safety Information

- Do not immerse the scale in water or other liquids.
- Avoid dropping the scale or subjecting it to strong impacts, as this may damage the internal sensors.
- Do not use abrasive cleaners or harsh chemicals on the scale.
- Keep the scale away from extreme temperatures and humidity.
- Ensure the scale is placed on a stable, flat surface for accurate readings.
- This scale is intended for household use only.

Product Overview

The Deiss PRO Dual Platform Digital Kitchen Scale features two independent weighing platforms for versatile use:

- **Large Platform:** For weighing items up to 11 lbs (5 kg) with a precision of 0.1g/0.01oz. Ideal for bulk ingredients like flour, sugar, or liquids.
- **Small Precision Platform:** For weighing smaller items up to 17.6 oz (500 g) with an ultra-precise accuracy of 0.01g/0.001oz. Perfect for delicate spices, yeast, or coffee.

The scale is equipped with an easy-to-read LCD display, intuitive control buttons, and a durable 304 stainless steel surface.



Versatile Units for Both Platforms:
Small : oz/ozt/g/gn/dwt/tl/ct
Large : fl:oz/lb:oz/g/kg/milk ml/ml

Image: The Deiss PRO Dual Platform Digital Kitchen Scale, showcasing its two distinct weighing surfaces. The larger platform is on the left, and the smaller, more precise platform is on the right, next to the digital display and control buttons.

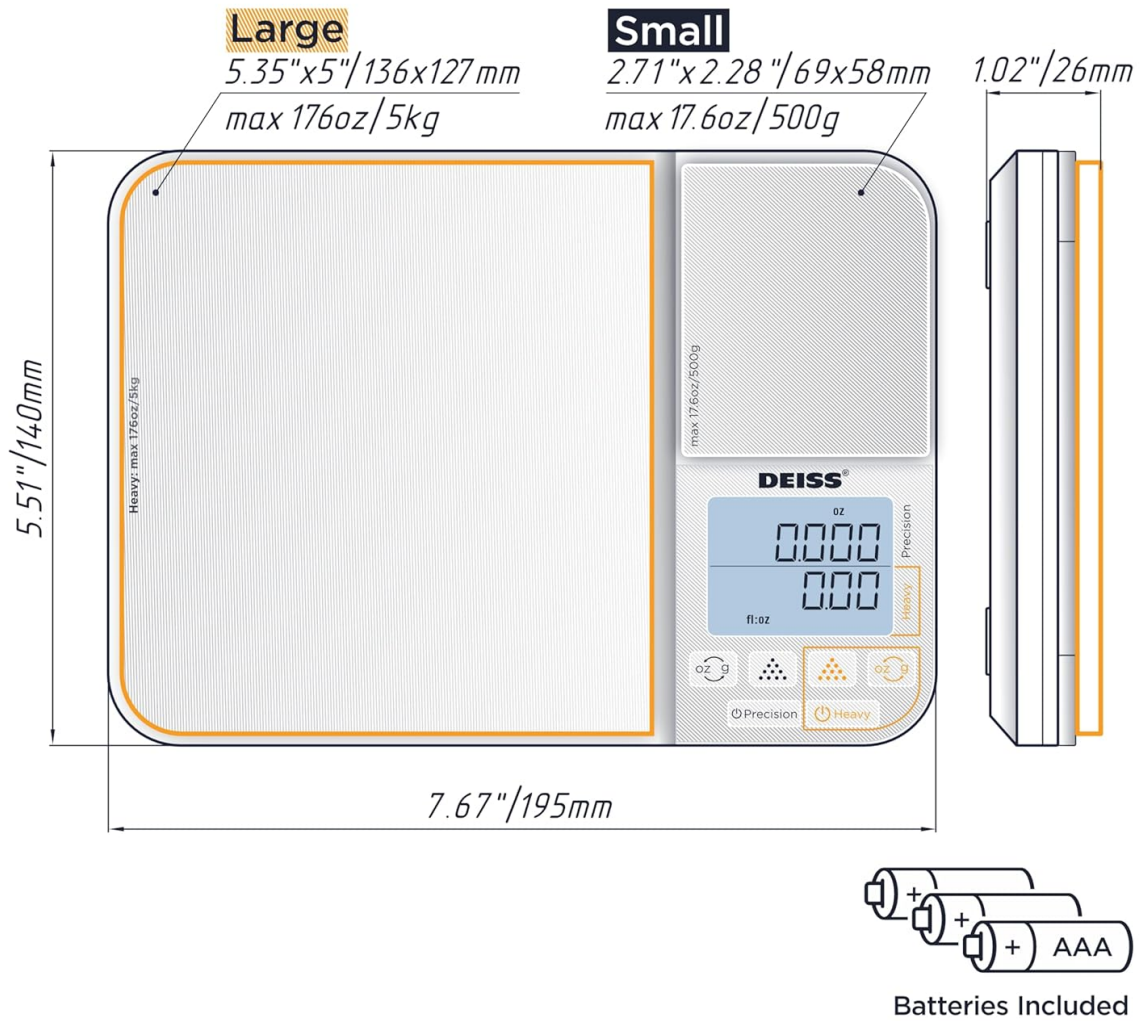


Image: A diagram illustrating the dimensions of the Deiss PRO Dual Platform Digital Kitchen Scale. It shows the size of both the large and small platforms, as well as the overall length, width, and thickness of the scale. The diagram also indicates that AAA batteries are included.

Setup

1. **Insert Batteries:** Open the battery compartment on the underside of the scale. Insert 3 AAA batteries (included), ensuring correct polarity. Close the compartment securely.
2. **Remove Protective Film:** Peel off any protective film from the weighing platforms and the LCD display.
3. **Placement:** Place the scale on a hard, flat, and stable surface to ensure accurate measurements.

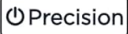

Simple 3-Step Setup

Step 1


Insert 3 AAA batteries and remove the protective film.

Step 2

Activate the small platform:

- Press  Precision
- Wait for «0» to appear on the display.
- Place an empty container, press  Precision again to reset to zero.

Activate the large platform:

- Press  Heavy
- Repeat the same steps as above.



Step 3



Select your preferred units by pressing  or  - and you're ready to weigh ingredients simultaneously on both platforms!



Image: A visual guide demonstrating the simple 3-step setup for the Deiss PRO Dual Platform Digital Kitchen Scale. Step 1 shows inserting AAA batteries. Step 2 details activating the small and large platforms. Step 3 illustrates selecting preferred units and weighing ingredients simultaneously.

Operating Instructions

The scale features separate controls for each platform, allowing for independent or simultaneous use.

Power On/Off

- To turn on the **Small Platform**, press the **Precision** button.
- To turn on the **Large Platform**, press the **Heavy** button.
- The display will show "0" when ready for weighing.
- To turn off either platform, press and hold its respective power button (**Precision** or **Heavy**) for a few seconds.
- The scale has an auto-off function after 3 minutes of inactivity to conserve battery life.

Weighing Ingredients

1. Turn on the desired platform.
2. Place the item to be weighed directly onto the platform or in a container (see Tare Function).

3. The weight will be displayed on the LCD screen.



SMALL PLATFORM ACCURACY
 $\pm 0.001\text{oz}$ ($\pm 0.01\text{g}$)

LARGE PLATFORM ACCURACY
 $\pm 0.01\text{oz}$ ($\pm 0.1\text{g}$)

BACK LIGHT

Highly Precise Measurements

Small – ideal for spices or yeast

Large – for fruits, flour, or liquids

Image: The Deiss PRO Dual Platform Digital Kitchen Scale in use, demonstrating its precision. A small bowl with a white powder is on the precision platform, displaying a measurement of 0.054 oz. A larger bowl with eggs is on the heavy platform, displaying 0.056 oz. Icons indicate small platform accuracy of $\pm 0.001\text{oz}$ ($\pm 0.01\text{g}$) and large platform accuracy of $\pm 0.01\text{oz}$ ($\pm 0.1\text{g}$), along with a backlight feature.

Measurement Units

Each platform supports multiple units of measurement. To change units:

- For the **Small Platform**, press the **oz/g** button to cycle through: oz, ozt, g, gn, dwt, tl, ct.
- For the **Large Platform**, press the **oz/g** button to cycle through: fl.oz, lb:oz, g, kg, milk ml, ml.



Built for Stability & Convenience Anti-Slip Pads Keep the Scale Steady on Any Surface

Image: The Deiss PRO Dual Platform Digital Kitchen Scale displaying its versatile unit options. The image highlights the different units available for both the small platform (oz, ozt, g, gn, dwt, tl, ct) and the large platform (fl.oz, lb:oz, g, kg, milk ml, ml).

Tare Function

The Tare function allows you to subtract the weight of a container or to weigh multiple ingredients in the same bowl.

1. Place an empty container on the desired weighing platform.
2. Press the **Tare** button (located next to the unit button for each platform).
3. The display will reset to "0". You can now add ingredients, and only their weight will be measured.
4. Repeat the Tare function as needed to add more ingredients.

Care and Maintenance

- **Cleaning:** Wipe the scale with a damp cloth and mild detergent. Dry thoroughly with a soft cloth. Do not soak in water or use a dishwasher.
- **Storage:** Store the scale in a cool, dry place.

- **Battery Replacement:** Replace batteries when the low battery indicator appears on the display.



**STAINLESS
STEEL**



FOOD SAFE

Heavy: max 176oz/5kg

Premium Materials You Can Trust 304 Stainless Steel For Durability & Easy Cleaning

Image: A close-up view of the Deiss PRO Dual Platform Digital Kitchen Scale's large platform, highlighting its 304 stainless steel construction. Icons indicate "Stainless Steel" and "Food Safe," emphasizing the premium materials used for durability and easy cleaning.



Your New Kitchen Must-Have Dual Platforms Save Time & Simplify Your Cooking Routine

Image: A close-up of the underside of the Deiss PRO Dual Platform Digital Kitchen Scale, showing one of its anti-slip pads. Icons indicate "Anti-Slip Pads" and "BPA Free," highlighting features built for stability and convenience on any surface.

Troubleshooting

Problem	Possible Cause	Solution
Scale does not turn on.	Dead or incorrectly installed batteries.	Check battery polarity or replace with new AAA batteries.
Inaccurate readings.	Scale not on a flat surface; overloaded; dirty sensors.	Place on a stable, flat surface. Do not exceed maximum weight capacity. Clean platforms.
Display shows "Lo".	Low battery power.	Replace batteries.
Display shows "EEEE".	Overload error.	Remove items immediately to prevent damage.
Scale turns off unexpectedly.	Auto-off function activated; low battery.	This is normal behavior after 3 minutes of inactivity. Ensure batteries are not low.

Problem	Possible Cause	Solution
Tare function unresponsive or inconsistent.	Button not pressed firmly; scale unstable; rapid changes in weight.	Press the Tare button firmly. Ensure the scale is stable. Avoid rapid weight changes during taring.

Specifications

Brand: Deiss

Model: Deiss PRO Dual Platform Digital Kitchen Scale

Large Platform Capacity: 11 lbs / 5 kg

Large Platform Readout Accuracy: 0.1g / 0.01oz

Small Platform Capacity: 17.6 oz / 500 g

Small Platform Readout Accuracy: 0.01g / 0.001oz

Material: Plastic, 304 Stainless Steel

Display Type: LCD

Power Source: 3 x AAA Batteries (included)

Auto-Off: 3 minutes of inactivity

Dimensions: Approximately 8.54 x 5.98 x 1.34 inches

Item Weight: Approximately 15.8 ounces / 0.45 Kilograms

What's in the Box

- Deiss PRO Dual Platform Digital Kitchen Scale
- Quick Start Guide
- 3 AAA Batteries
- Warranty Insert

Official Product Video

Your browser does not support the video tag.

Video: An official product video demonstrating the features and use of the Deiss PRO Dual Platform Digital Kitchen Scale, including its dual weighing capabilities and ease of use in a kitchen setting.

Warranty and Support

Your Deiss PRO Dual Platform Digital Kitchen Scale comes with a manufacturer's warranty. Please refer to the included Warranty Insert for detailed information regarding warranty coverage and terms. For technical support, product inquiries, or warranty claims, please contact Deiss customer service through the official Deiss website or your retailer's support channels.