

B0DJDYVC47

Pinfinder Club Glow in the Dark Pin

World Pathfinder Day 2024 'Jesus Camps With You' Edition

1. INTRODUCTION

Welcome to the official user manual for the Pinfinder Club Glow in the Dark Pin, commemorating World Pathfinder Day 2024. This pin is designed to be a meaningful accessory, representing the theme "Jesus Camps With You" and symbolizing faith and fellowship. Its unique glow-in-the-dark feature makes it stand out, especially in low-light conditions.




Image 1.1: Front view of the Pinfinder Club Glow in the Dark Pin. The pin features the text "GENERAL CONFERENCE ADVENTIST YOUTH MINISTRIES JESUS CAMPS WITH YOU" with "74th ANNIVERSARY 1950-2024" at the bottom. It has a multi-colored design with gold outlines.

2. KEY FEATURES

- **Glow-in-the-Dark:** The pin's design incorporates special materials that absorb light and emit a glow in the dark, making it visible and distinctive in low-light environments.
- **Commemorative Design:** Features the "Jesus Camps With You" theme for World Pathfinder Day 2024, along with "74th Anniversary 1950-2024" details.
- **Durable Construction:** Made with robust materials for longevity and resistance to wear.
- **Standard Pin Clasp:** Equipped with a secure pin clasp for easy attachment to clothing, bags, or other fabrics.



Image 2.1: The Pinfinder Club Glow in the Dark Pin displayed against a blurred background of a campfire and tents, illustrating its thematic connection to camping and fellowship.

3. SETUP AND USAGE

The Pinfinder Club Glow in the Dark Pin is designed for straightforward use.

3.1 Attaching the Pin

1. Identify the desired location on your clothing, backpack, or other fabric item where you wish to display the pin.
2. Carefully open the pin clasp by lifting the safety catch and rotating the pin needle away from the base.
3. Gently push the pin needle through the fabric from the front to the back. Ensure the fabric is not too thick to avoid bending the needle.
4. Once the needle has passed through, secure it by rotating the pin needle back into the clasp and engaging the safety catch.

3.2 Activating the Glow Feature

To activate the glow-in-the-dark feature, expose the pin to a light source for a few minutes. Natural sunlight or artificial light (e.g., from a lamp) will charge the pin. The longer the exposure, the brighter and longer the

glow will last.




Image 3.1: An angled view of the Pinfinder Club Glow in the Dark Pin, showcasing its three-dimensional design and vibrant colors.

4. CARE AND MAINTENANCE

Proper care will ensure the longevity and appearance of your Pinfinder Club Glow in the Dark Pin.

- **Cleaning:** Wipe the pin gently with a soft, dry cloth to remove dust or smudges. Avoid using harsh chemicals or abrasive materials, as these can damage the finish or the glow material.
- **Storage:** When not in use, store the pin in a dry place away from direct sunlight to prevent premature fading of colors, although the glow material is designed to be durable.
- **Handling:** Handle the pin by its edges to avoid touching the design surface, which can leave fingerprints. Be careful when opening and closing the clasp to prevent injury.

5. TROUBLESHOOTING

5.1 Pin Does Not Glow

If your pin is not glowing as expected, it likely needs to be charged with light.

- **Solution:** Expose the pin to a strong light source (e.g., direct sunlight, a bright lamp, or a UV light) for at least 5-10 minutes. The glow effect is temporary and will fade over time, requiring re-exposure to light for reactivation.

5.2 Pin Clasp is Loose or Damaged

While designed for durability, excessive force or improper handling can affect the clasp.

- **Solution:** If the clasp feels loose, gently try to adjust it. If it is significantly bent or broken, the pin may not be securely attachable. Contact customer support for assistance if the pin was recently purchased and appears defective.

6. SPECIFICATIONS

Attribute	Detail
Product Name	Pinfinder Club Glow in the Dark Pin - World Pathfinder Day 2024 'Jesus Camps With You' Edition
Model Number	B0DJDYVC47
Brand	Generic (Manufacturer: Pinfinder Club)
Dimensions	Approximately 2 inches (5.08 cm) in diameter/height
Item Weight	0.95 ounces (approx. 27 grams)
Clasp Type	Pin
Glow Feature	Yes, requires light exposure to charge
Country of Origin	Switzerland




Image 6.1: A detailed close-up of the Pinfinder Club Glow in the Dark Pin, highlighting the intricate design elements and text.

7. WARRANTY AND SUPPORT

Specific warranty details for this product are not provided in the general product information. For any inquiries regarding defects, returns, or product support, please refer to the seller or manufacturer directly.

- **Manufacturer:** Pinfinder Club
- **Seller:** Pinfinder Club (as per Amazon listing)
- For purchase-related support, please contact the retailer from whom you purchased the pin.

© 2024 Pinfinder Club. All rights reserved.

This manual is for informational purposes only. Product specifications are subject to change without notice.