

## Stealth Cam STC-FXWTXCH-K1

# Stealth Cam 36MP Fusion Max Cellular Trail Camera User Manual

Model: STC-FXWTXCH-K1

## INTRODUCTION

This manual provides comprehensive instructions for the setup, operation, and maintenance of your Stealth Cam 36MP Fusion Max Cellular Trail Camera. Please read this manual thoroughly before using the camera to ensure optimal performance and longevity.

## PRODUCT OVERVIEW

The Stealth Cam 36MP Fusion Max is a cellular trail camera designed for remote wildlife monitoring and outdoor security. It features high-resolution imaging, an 80-foot detection range, and cellular connectivity for real-time photo and video transmission.

### Key Features:

- 36 Megapixel Photo Resolution
- 1080p Video Capture with Audio
- 80-Foot Detection and Infrared Flash Range
- 0.4-Second Trigger Speed
- Dual SIM with Automatic Network Coverage (AT&T and Verizon)
- Command Pro App for Remote Control and Image Management
- Expanded Battery Capacity (16 AA batteries, not included)
- Compatibility with FieldMAX rechargeable lithium battery cartridges and solar panels
- Durable Weatherproof Housing

### What's in the Box:

# What's In The Box



- **Stealth Cam 36MP Fusion Max Cellular Trail Camera**
- **SanDisk 32GB Ultra SDHC UHS-I Memory Card (100MB/s)**
- **Focus All-In-One High-Speed Card Reader**
- **HME Products Economy Trail Camera Holder**

Image: The Stealth Cam 36MP Fusion Max Cellular Trail Camera, a 32GB SD card, a USB card reader, and an economy trail camera holder.

- Stealth Cam 36MP Fusion Max Cellular Trail Camera
- Economy Trail Camera Holder
- 32GB Ultra SDHC UHS-I Memory Card
- Hi-Speed SD USB 2.0 Card Reader

## SETUP GUIDE

### 1. Battery Installation

The Fusion Max camera requires 16 AA batteries (not included). Ensure batteries are inserted with correct polarity. The camera is also compatible with Stealth Cam FieldMAX rechargeable lithium battery cartridges and solar panels for alternative power.



This camera is compatible with Stealth Cam's assortment of FieldMAX rechargeable lithium battery cartridges and solar panels that provide an alternative power supply to setups in any location.

Image: Illustrates the battery compartment and an external power option.

## 2. SIM Card Installation

The camera comes with two pre-installed SIM cards. These cards enable the Automatic Network Coverage feature, which automatically connects to the strongest AT&T or Verizon network. No manual SIM card installation is typically required for initial setup.

## 3. SD Card Installation

Insert the provided 32GB Ultra SDHC UHS-I Memory Card into the designated SD card slot. Ensure the card is inserted correctly until it clicks into place. The camera supports SD cards up to a certain capacity (refer to full specifications for maximum supported size).

## 4. Mounting the Camera

Use the included Economy Trail Camera Holder to mount the camera. This holder offers 220-degree vertical and 360-degree rotational adjustment. Secure the holder to a tree or post, then screw the camera onto the 1/4-inch x 20mm threaded insert on the holder. Adjust the camera to your desired position.



Image: A user setting up the trail camera in an outdoor environment.

## 5. Command Pro App Setup

Download the Command Pro app from your smartphone's app store. Follow the in-app instructions to create an account and register your Fusion Max camera. The app allows you to manage camera settings, view images and videos, and request on-demand captures.



## REMOTE CONTROL

# COMMAND PRO APP

Harness the power of your Fusion Max camera with the Command Pro app. Remote control your camera settings, view panoramic photos, request On-Demand imagery, and more. Fusion Max comes with two pre-installed SIM cards and our Automatic Network Coverage feature that continuously monitors both AT&T and Verizon signal strength, ensuring automatic connection to the strongest network for connectivity you can count on via the Command Pro app.

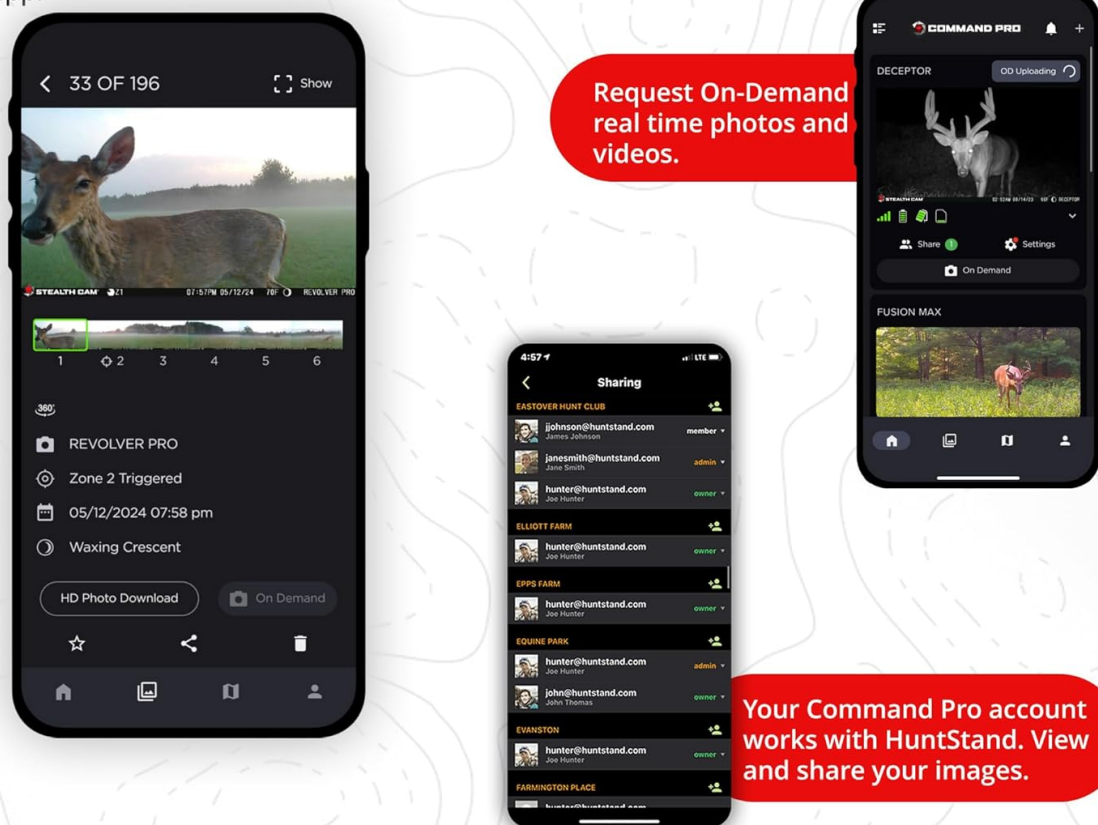


Image: Screenshots demonstrating the Command Pro app's interface for remote camera management.

## OPERATION

### Photo and Video Capture

The camera automatically captures 36MP photos and 1080p videos with audio when motion is detected within its 80-foot range. The rapid 0.4-second trigger speed ensures minimal delay. The camera can capture one to six images in burst mode per trigger event.



On Demand photo and video capture takes and sends crystal-clear photos and videos with audio in real time, while the 80-foot detection and infrared flash range with 0.4-second trigger speed captures one to six images in burst mode.

Image: Example of a clear image captured by the Fusion Max camera.

## Remote Control via Command Pro App

Through the Command Pro app, you can remotely adjust camera settings, request on-demand photos and videos, and manage your captured media. The app provides real-time access to your camera's status and activity.

## MAINTENANCE

### Cleaning

Periodically clean the camera lens and infrared sensors with a soft, lint-free cloth. Avoid abrasive materials or harsh chemicals. Ensure the weatherproof seals are free of debris to maintain water resistance.

### Battery Replacement

Replace all 16 AA batteries when the battery indicator shows low power. For optimal performance, use high-quality alkaline or lithium batteries. If using FieldMAX rechargeable cartridges, follow their specific charging instructions.

### SD Card Management

Regularly check the SD card capacity via the Command Pro app or by physically removing and checking the card. Format the SD card periodically to maintain optimal performance and prevent data corruption. Back up important media before formatting.

## TROUBLESHOOTING

### Camera Not Powering On:

- Ensure batteries are inserted correctly with proper polarity.
- Check battery levels; replace with fresh batteries if low.
- Verify external power source connection if used.

### No Images/Videos Captured:

- Confirm the camera is in an active mode (e.g., Photo or Video mode).
- Check the detection range and sensitivity settings.
- Ensure the SD card is properly inserted and has sufficient free space.
- Format the SD card if issues persist.

### Cellular Connectivity Issues:

- Verify that the camera is in an area with adequate cellular signal (AT&T or Verizon).
- Check the Command Pro app for network status and diagnostic information.
- Ensure your data plan for the camera is active.

## SPECIFICATIONS






Model Number	STC-FXWTXCH-K1
Image Resolution	36 Megapixels
Video Resolution	1080p (H.264, 30 fps)
Detection Range	80 Feet
Flash Type	Infrared
Trigger Speed	0.4 Seconds
Power Source	16 AA Batteries (not included), FieldMAX compatible, 12V DC auxiliary jack
Memory	SDHC Memory Card (up to 32GB included)
Wireless Technology	Cellular (AT&T/Verizon Automatic Network Coverage)
Mounting Type	Tree Mount (via included holder)
Water Resistance	Water Resistant
Dimensions	9.1 x 9.1 x 9.1 inches
Weight	10.05 pounds

## WARRANTY AND SUPPORT

For warranty information and technical support, please refer to the official Stealth Cam website or contact their customer service department. Keep your purchase receipt as proof of purchase.  
Official Stealth Cam Website: [www.stealthcam.com](http://www.stealthcam.com)

© 2024 Stealth Cam. All rights reserved.

### Related Documents - STC-FXWTXCH-K1

	<p><a href="#">Stealth Cam Fusion Instruction Manual: Setup, Features, and Support</a></p> <p>Comprehensive instruction manual for the Stealth Cam Fusion trail camera. Learn about setup, features like remote cellular connection and advanced lowlight sensitivity, camera configuration, and troubleshooting. Includes contact information and warranty details.</p>
	<p><a href="#">Stealth Cam 2024 Catalog: Cellular Trail Cameras &amp; Accessories</a></p> <p>Explore the latest Stealth Cam 2024 lineup of cellular trail cameras, featuring advanced AI subject tagging, on-demand viewing, and robust accessories for optimal outdoor surveillance and hunting.</p>
	<p><a href="#">Stealth Cam Fusion X Pro Cellular Camera Quick Start Guide</a></p> <p>A quick start guide for the Stealth Cam Fusion X Pro Cellular Camera, covering setup, features, and troubleshooting.</p>
	<p><a href="#">Stealth Cam STC-P22CMO Instruction Manual</a></p> <p>User manual for the Stealth Cam STC-P22CMO digital scouting camera, covering setup, operation, programming, memory card, battery, troubleshooting, and warranty information.</p>
	<p><a href="#">Stealth Cam STC-BT14 Instruction Manual</a></p> <p>Comprehensive instruction manual for the Stealth Cam STC-BT14 digital scouting camera, covering setup, configuration, operation, care, and warranty information.</p>





### [Stealth Cam Revolver PRO Quick Start Guide](#)

Quick start guide for the Stealth Cam Revolver PRO trail camera, covering setup, features, mounting, and cellular settings.