

## MULIN P40Pro-Nero

# MULIN P40Pro-Nero Bluetooth Earbuds User Manual

Brand: MULIN | Model: P40Pro-Nero

## INTRODUCTION

Thank you for choosing MULIN P40Pro-Nero Bluetooth Earbuds. These wireless earbuds are designed to provide an immersive audio experience with advanced features such as Bluetooth 5.4 connectivity, intuitive touch controls, and IPX7 water resistance. Enjoy clear calls and extended battery life for your daily activities, whether for sport, travel, gaming, or music.

## SETUP

### What's in the Box

- MULIN P40Pro-Nero Bluetooth Earbuds (Left and Right)
- Charging Case
- USB-C Charging Cable
- User Manual

### Initial Charging

Before first use, fully charge the earbuds and the charging case. Connect the provided USB-C cable to the charging port on the case and to a power source. The LED display on the case will indicate the charging status.





*Image: MULIN P40Pro-Nero Bluetooth Earbuds resting in their charging case, ready for use or charging.*

A full charge for the earbuds takes approximately 1 hour. The charging case provides multiple charges, extending the total battery life up to 40 hours.

### **Automatic Pairing**

The earbuds feature Bluetooth 5.4 technology for a stable and efficient connection. For the first connection:

1. Ensure your device's Bluetooth is turned on.
2. Open the charging case. The earbuds will automatically enter pairing mode.

3. Select "MULIN P40Pro-Nero" from the Bluetooth device list on your phone, tablet, or computer.
4. Once connected, the earbuds will automatically pair with your device every time you take them out of the charging case.



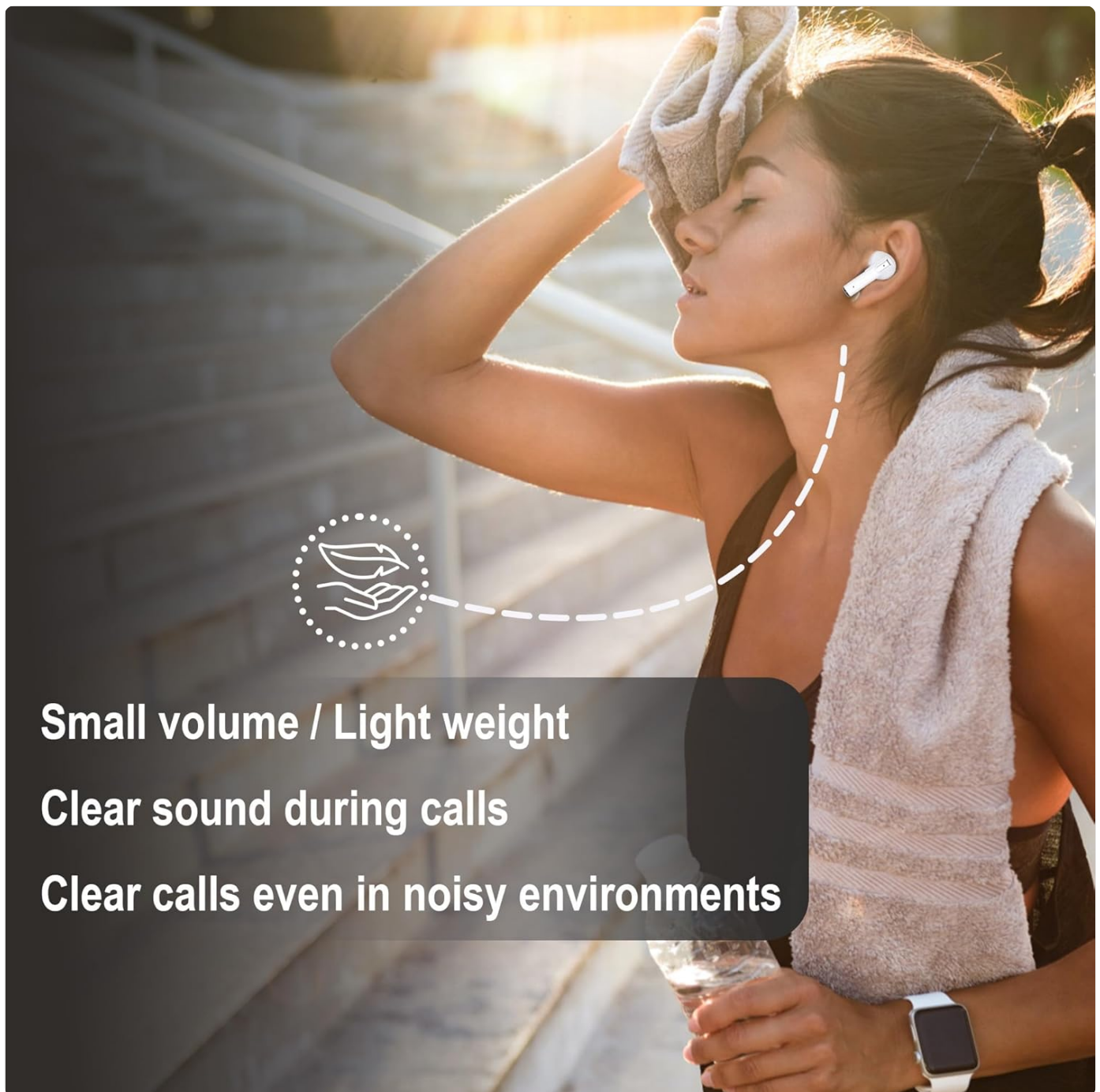
*Image: The earbuds and charging case positioned near a laptop, illustrating the upgraded Bluetooth 5.4 technology and its automatic connection feature.*

## OPERATING INSTRUCTIONS

---

### Wearing the Earbuds

The MULIN P40Pro-Nero earbuds are ergonomically designed for a comfortable and secure fit. Gently insert each earbud into your ear canal and rotate slightly until it feels snug. This ensures optimal sound quality and comfort during prolonged use.



*Image: A person wearing the MULIN earbuds while exercising, demonstrating their small volume, light weight, and ability to provide clear calls even in noisy environments.*

## Touch Controls

The earbuds feature intuitive touch controls on their surface, allowing you to manage audio playback and calls without needing to access your connected device:

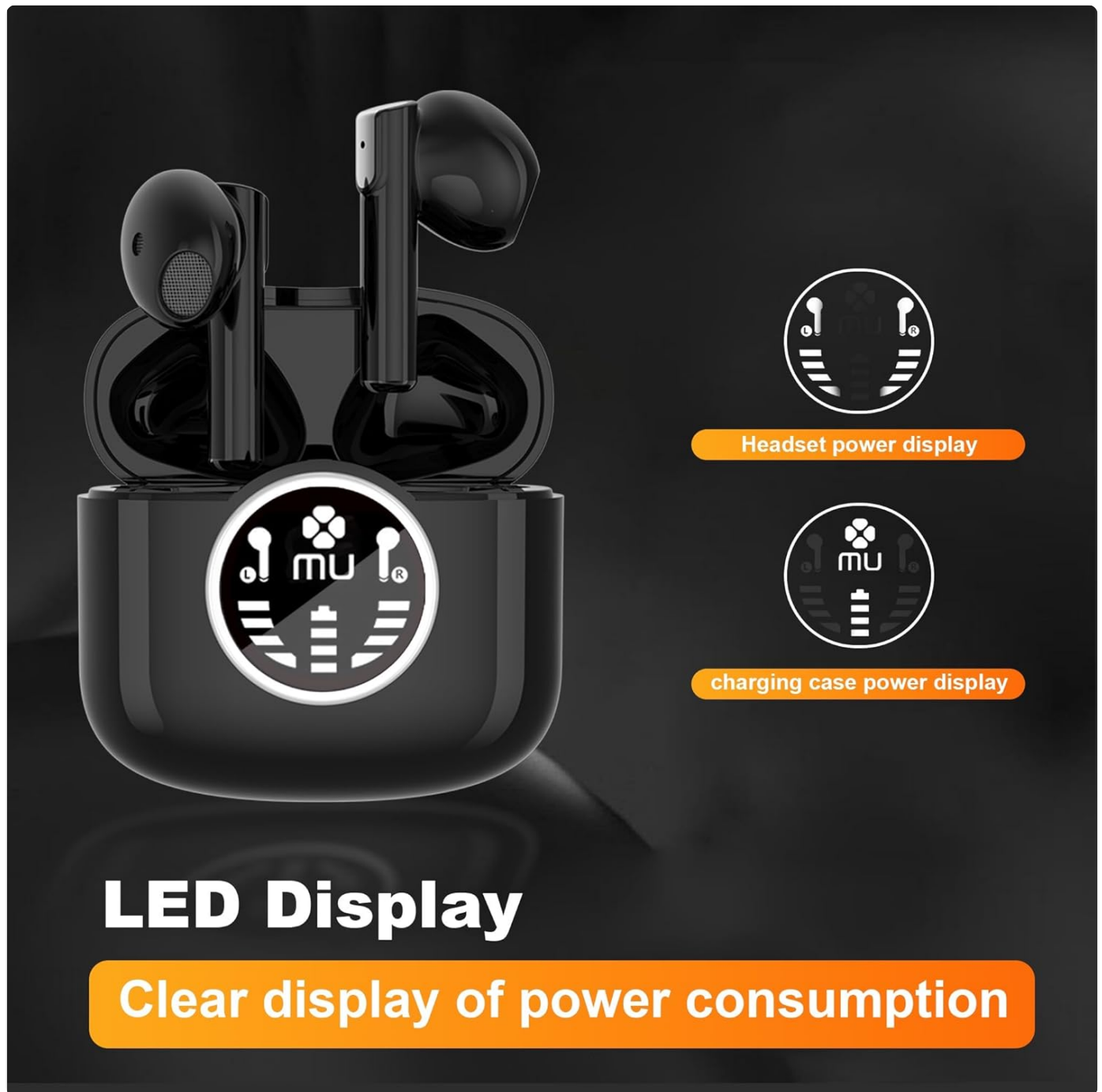
- **Play/Pause:** Single tap on either earbud.
- **Next Song:** Double tap on the right earbud.
- **Previous Song:** Double tap on the left earbud.
- **Answer/End Call:** Single tap on either earbud during an incoming call.
- **Reject Call:** Press and hold either earbud for 2 seconds during an incoming call.
- **Activate Voice Assistant:** Triple tap on either earbud.

## LED Display Indicator

The charging case is equipped with an LED display that shows the power status of both the earbuds and the charging case itself.



This allows you to monitor battery levels at a glance.



*Image: The charging case featuring an LED display that clearly indicates the power levels of both the individual earbuds and the charging case itself.*

### Wide Compatibility

These wireless earbuds are designed for broad compatibility, connecting seamlessly with a variety of Bluetooth-enabled devices. This includes mobile phones, computers, and tablets, supporting both Android and iOS operating systems.

# Widely compatible Chang to shine

No matter you are a mobile phone, tablet, computer or other device, as long as your device supports Bluetooth function, it can be connected to use



*Image: The earbuds and their charging case placed beside a laptop, symbolizing their wide compatibility with various devices.*

## MAINTENANCE

---

### Charging and Battery Life

The earbuds offer approximately 6 hours of continuous playback on a single charge. The portable charging case provides additional charges, extending the total usage time to up to 40 hours. The case supports USB-C fast charging, allowing for quick replenishment of power.



Image: Visual representation of battery endurance, showing 1.5 hours charging time, 6 hours continuous playback, and the charging box lasting for 24 hours (Note: Total battery life with case is up to 40 hours as per product description).

Cleaning and Care

To maintain optimal performance and hygiene, regularly clean your earbuds. Use a soft, dry, lint-free cloth to wipe the earbuds and charging case. Avoid using abrasive materials or harsh chemicals. Do not submerge the charging case in water.

Water Resistance (IPX7)

The earbuds are rated IPX7 waterproof, meaning they can withstand rain and sweat. This makes them suitable for workouts and outdoor activities. However, they are not designed for swimming or prolonged submersion. Ensure the earbuds are dry before placing them back in the charging case to prevent damage.

TROUBLESHOOTING

Problem	Possible Cause	Solution
---------	----------------	----------

Problem	Possible Cause	Solution
Earbuds not pairing	Bluetooth off on device; earbuds not in pairing mode; interference.	Ensure Bluetooth is on. Place earbuds in case, close, then open to re-enter pairing mode. Move closer to device.
No sound from one earbud	Low battery; earbud not properly connected.	Charge both earbuds. Place both earbuds back in the case, close the lid, wait a few seconds, then take them out again.
Charging case not charging	Faulty cable or power source.	Try a different USB-C cable and power adapter. Ensure the cable is securely connected.
Poor sound quality / Disconnections	Distance from device; interference; low battery.	Stay within 15 meters of your device. Avoid environments with strong electromagnetic interference. Charge earbuds.

If issues persist, please refer to the Warranty and Support section for further assistance.

## SPECIFICATIONS

Feature	Detail
Model Name	P40Pro
Bluetooth Version	5.4
Wireless Range	Up to 15 meters (49 feet)
Earbud Battery Life (Single Charge)	Up to 6 hours
Total Battery Life (with Charging Case)	Up to 40 hours
Charging Time (Earbuds)	Approx. 1 hour
Charging Port	USB-C
Water Resistance Rating	IPX7 (Resistant to rain and sweat)
Microphones	4 built-in microphones for clear calls
Compatible Devices	Mobile phones, computers, tablets (iOS, Android, etc.)
Included Components	Charging case, USB cable



# Lossless transmission



**20-20000Hz**



**HD Call**



**13mm**



*Image: An exploded view of the earbud's internal speaker components, illustrating features like lossless transmission, 20-20000Hz frequency response, HD call capability, and a 13mm driver.*

# HIFI Soundtrack

## AAC HD Audio Decoding

Low-delay sound painting experience, CD-level HIFI original sound effect hd stereo sound, create an aural shock music feast









*Image: The earbuds in their charging case, accompanied by text highlighting HIFI Soundtrack and AAC HD Audio Decoding for an immersive sound experience.*

### WARRANTY AND SUPPORT

---

MULIN products are manufactured to the highest quality standards. For warranty information or technical support, please refer to the contact details provided with your purchase or visit the official MULIN website. Please retain your proof of purchase for warranty claims.

© 2024 MULIN. All rights reserved.

	<p><a href="#">Mulin BWR132 Wireless Remote Control User Manual</a></p> <p>User manual for the Mulin BWR132 wireless remote control, detailing code matching, key functions, power requirements, and FCC statement.</p>
	<p><a href="#">OSD Audio NERO MAX12, MAX8, CONTROL12 Multiroom Pre-Amp &amp; Amplifiers Owner's Manual</a></p> <p>Comprehensive owner's manual for OSD Audio NERO MAX12, MAX8, and CONTROL12 multiroom pre-amplifiers and amplifiers. Learn about features, installation, connections, app control, and warranty information.</p>
	<p><a href="#">Trust GXT 492 Carus Nero Lightweight Headset User Guide</a></p> <p>User guide for the Trust GXT 492 Carus Nero lightweight headset, providing instructions and information on its features and usage.</p>
	<p><a href="#">OSD Audio NERO MAX12 Wi-Fi Multiroom Amplifier Manual</a></p> <p>User manual for the OSD Audio NERO MAX12 Wi-Fi Multiroom Amplifier, detailing its features, specifications, connections, and operation via app or optional keypads.</p>
	<p><a href="#">Capteurs Ultrasoniques microsonic nero : Gamme Complète et Spécifications Techniques</a></p> <p>Informations détaillées sur la gamme de capteurs ultrasoniques nero de microsonic, incluant leurs caractéristiques, spécifications techniques, et modèles disponibles pour des applications industrielles variées.</p>
	<p><a href="#">Sound by Sweden NERO-TX PRO True Wireless Earphones User Manual</a></p> <p>Comprehensive user manual for the Sound by Sweden NERO-TX PRO True Wireless Earphones, covering quick start, comfort and fit, noise cancelling features, button functions, charging, and LED indicators.</p>