



[Manuals.plus](#) /

> [Tolifo](#) /

> Tolifo 60W RGB LED Video Light PL-60RGB Instruction Manual

Tolifo PL-60RGB

Tolifo 60W RGB LED Video Light PL-60RGB Instruction Manual

Model: PL-60RGB | Brand: Tolifo

1. PRODUCT OVERVIEW

The Tolifo 60W RGB LED Video Light PL-60RGB is a versatile and portable lighting solution designed for photography, videography, and live streaming. It features a 60W output, full RGB color control, adjustable color temperature from 2700K to 6500K, and high color rendering indices (CRI 97+, TLCI 98+). Equipped with a built-in 13500mAh battery, it offers extended operation and supports app control for convenient adjustments.



Figure 1: Tolifo 60W RGB LED Video Light with included accessories and smartphone app interface.



Figure 2: The Tolifo 60W RGB LED Video Light in operation, demonstrating its powerful illumination.

Key Features:

- 60W COB LED output with 10500lux@1m maximum illuminance.
- Adjustable color temperature from 2700K to 6500K.
- Full 360° RGB hue control and 0-100% dimming.
- High CRI 97+ and TLCI 98+ for accurate color reproduction.
- Built-in 13500mAh battery for portable use (72 mins normal, 40 mins enhanced).
- Supports Type-C and DC power input for charging and simultaneous use.
- 20 preset lighting scenes for creative effects.
- Bowens Mount compatibility for various light modifiers.
- Bluetooth APP control (Linklite App) for remote operation up to 60m.
- Integrated silent cooling fan and overheat protection.
- Compact and lightweight design (1.2lb, 4.9"x 2.8" x 3.2").

2. PACKAGE CONTENTS

Before using the device, please verify that all items listed below are present in the package.

Package Contents



PL-100RGB Video Light



Mini Reflector



Silicon Diffusion



Handle



USB Cord



Carrying Bag

Figure 3: Package contents of the Tolifo 60W RGB LED Video Light.

- 1 x Tolifo PL-60RGB Video Light
- 1 x Mini Reflector
- 1 x Silicone Diffuser
- 1 x Handle
- 1 x Type-C Charging Cable
- 1 x Carrying Bag

3. SETUP INSTRUCTIONS

3.1 Initial Charging

The Tolifo PL-60RGB features a built-in 13500mAh battery. For optimal performance, fully charge the device before first use.

- Connect the provided Type-C charging cable to the Type-C port on the light.

- Connect the other end of the cable to a compatible USB power adapter (not included) or power bank.
- The battery can be charged even when the light is off.
- The light also supports DC power input for maximum output and simultaneous use while charging.



Figure 4: Battery specifications and charging ports.

3.2 Attaching Accessories

The light comes with a mini reflector and a silicone diffuser. It also features a standard Bowens Mount for broader compatibility.

1. **Mini Reflector/Silicone Diffuser:** Align the accessory with the front of the light and twist clockwise until securely locked.
2. **Handle:** Attach the handle to the bottom mounting point of the light for handheld operation.
3. **Bowens Mount Accessories:** For larger light modifiers, align the Bowens mount accessory with the light's mount and twist to secure. Ensure it clicks into place.

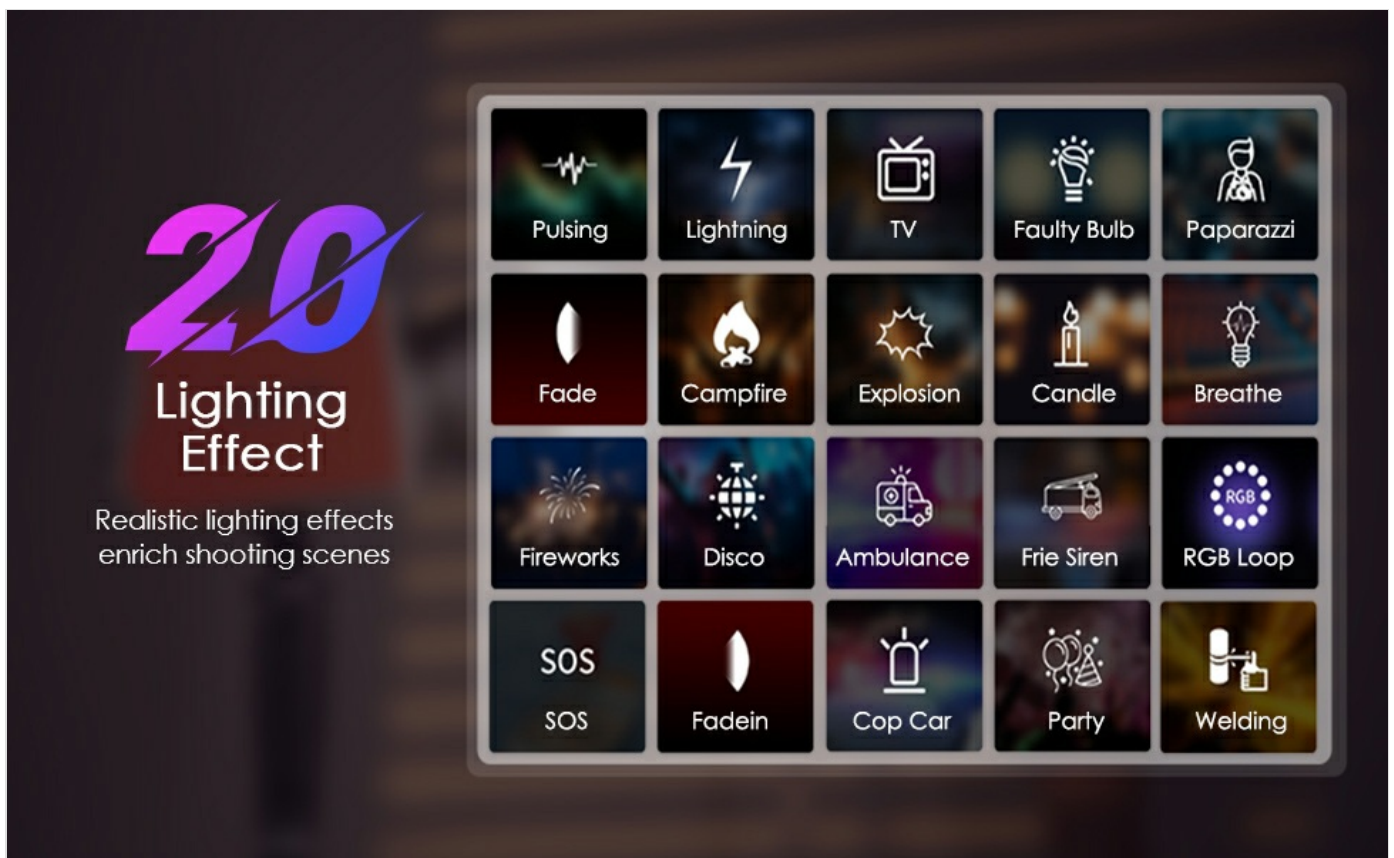


Figure 5: The light with a softbox, illustrating Bowens mount usage.


3.3 App Installation and Connection

The Tolifo PL-60RGB can be controlled wirelessly via the Linklite App.

1. Download the "Linklite" app from your smartphone's app store (iOS/Android).
2. Ensure Bluetooth is enabled on your smartphone.
3. Power on the Tolifo video light.
4. Open the Linklite app, select the corresponding light model, and follow the in-app instructions to connect.
5. Once connected, you can control various light parameters and effects remotely.

APP WIRELESS CONTROL

Download Linklite APP, select the corresponding model, remote control lighting parameters and effects. You can also control multiple lights through the same channel.



≤ 60 M
Control Range

Figure 6: Linklite App interface for wireless control.

4. OPERATING INSTRUCTIONS

4.1 Power On/Off

Locate the power switch on the device. Toggle it to the 'ON' position to power on the light. Toggle to 'OFF' to power off.

4.2 Basic Controls (Manual Operation)

The light features an HD LCD screen and control knobs for direct adjustments.



Figure 7: HD LCD Screen and control interface.

- **Color Temperature (CCT Mode):** Use the designated knob to adjust the color temperature from 2700K (warm) to 6500K (cool).
- **Brightness:** Use the brightness knob to adjust the light intensity from 0% to 100%.
- **Hue (RGB Mode):** In RGB mode, use the hue knob to cycle through 360° of full color.
- **Saturation (RGB Mode):** Adjust the color saturation from 0% to 100%.

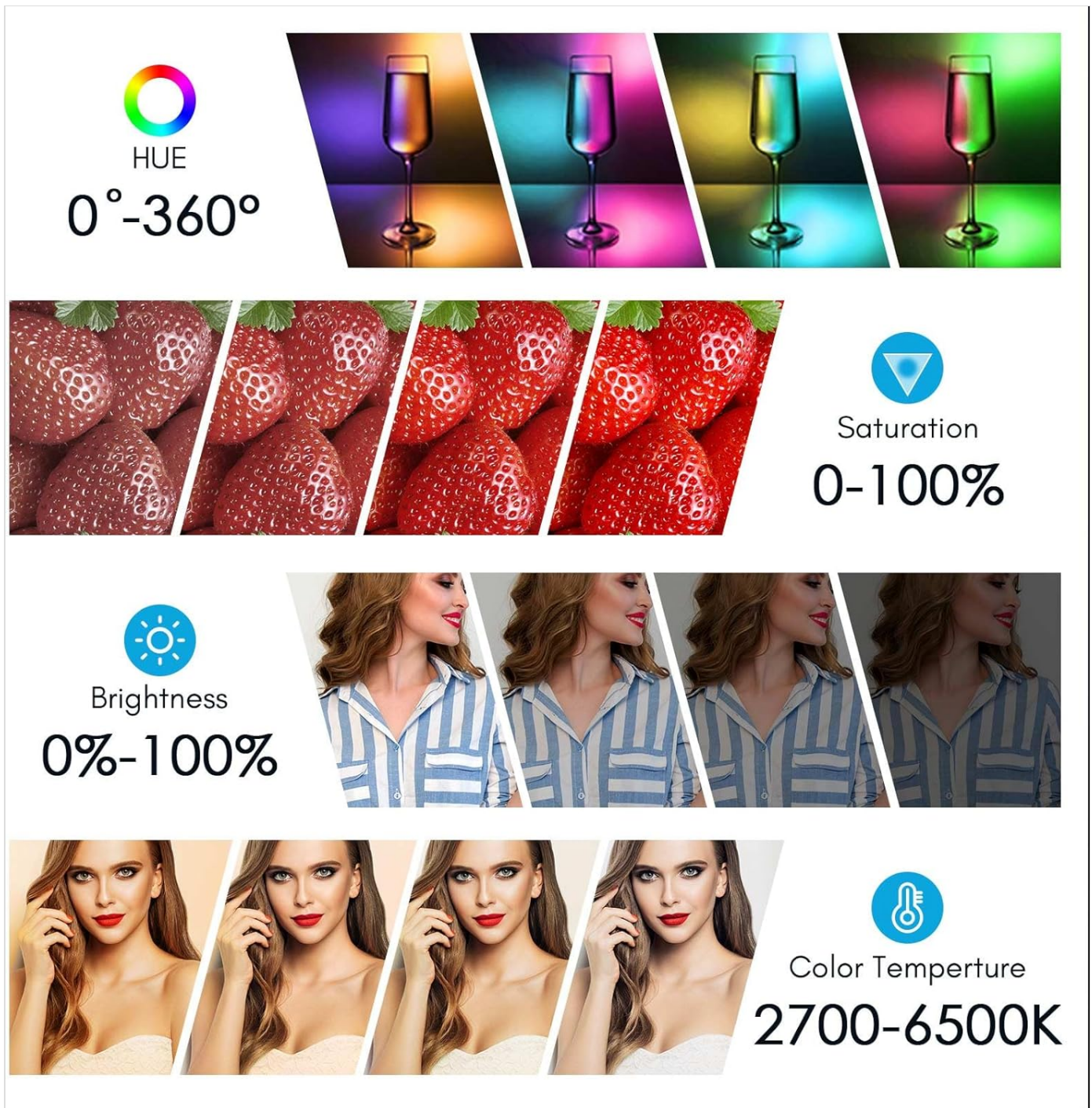


Figure 8: Control parameters for color and brightness.

4.3 Special Lighting Scenes

The light includes 20 preset lighting scenes to simulate various environmental effects.

- Navigate through the menu on the LCD screen or use the Linklite app to select a desired scene.
- Available scenes include Pulsing, Lightning, TV, Faulty Bulb, Paparazzi, Fade, Campfire, Explosion, Candle, Breathe, Fireworks, Disco, Ambulance, Fire Siren, RGB Loop, SOS, Fade In, Cop Car, Party, and Welding.



Figure 9: Overview of 20 lighting effects.

4.4 Silent Mode

Activate silent mode to reduce fan noise, which may decrease brightness by approximately 20%.

- Access silent mode through the device's menu or the Linklite app.
- This mode is useful in sound-sensitive recording environments.

4.5 Applications



Figure 10: Various applications including product shooting, portrait shooting, ambient lighting, and live streaming.

Your browser does not support the video tag.

Video 1: A general demonstration of the Tolifo 60W RGB LED Video Light's features and operational capabilities.

5. MAINTENANCE

5.1 Cleaning

- Ensure the device is powered off and unplugged before cleaning.
- Use a soft, dry cloth to wipe the exterior of the light.
- For stubborn marks, a slightly damp cloth with mild soap can be used, followed by a dry cloth.
- Do not use harsh chemicals, solvents, or abrasive cleaners.
- Keep the lens and LED surface free from dust and fingerprints for optimal light output.

5.2 Battery Care

- Avoid fully discharging the battery frequently to prolong its lifespan.
- If storing the light for an extended period, charge the battery to approximately 50-70% capacity.
- Store in a cool, dry place away from direct sunlight and extreme temperatures.

5.3 Heat Dissipation

The light is equipped with a built-in silent cooling fan and overheat protection to maintain stable operation.



Figure 11: Heat dissipation port for efficient cooling.

- Ensure the heat dissipation vents are not obstructed during operation.
- If the light becomes excessively hot, the overheat protection may activate, reducing output or shutting down the device to prevent damage.

6. TROUBLESHOOTING

Common Issues and Solutions:

Problem	Possible Cause	Solution
Light does not turn on.	Battery is depleted; Power switch is off; Faulty cable/charger.	Charge the battery; Ensure power switch is ON; Try a different charging cable or power source.
Cannot connect via Linklite App.	Bluetooth is off; App not updated; Light is out of range; Incorrect model selected.	Ensure Bluetooth is ON; Update the app; Move closer to the light (within 60m); Verify correct model selection in app.
Light output is dim or inconsistent.	Battery low; Silent mode activated; Overheat protection engaged; Obstruction on LED.	Charge battery; Deactivate silent mode; Allow light to cool down; Clean LED surface.
Light gets too hot.	Obstructed vents; Prolonged use at maximum power in high ambient temperature.	Ensure vents are clear; Reduce brightness or allow for cooling periods.

7. SPECIFICATIONS

Feature	Detail
Model Number	PL-60RGB
Output Power	60W
Max Illuminance (1m)	10500lux (bare light), up to 41200lux (with reflector)
Color Temperature Range	2700K - 6500K
Hue Adjustment	0 - 360° Full Color
Brightness Dimming	0% - 100%
CRI	≥97
TLCI	≥98
Battery Capacity	13500mAh Lithium Ion (built-in)
Battery Life	Approx. 72 minutes (Normal Mode), 40 minutes (Enhanced Mode)
Charging Ports	Type-C, DC Power Port
Control Method	Manual, Bluetooth APP (Linklite)
Wireless Control Range	Up to 60 meters
Mounting	Standard Bowens Mount
Dimensions	4.9" x 2.8" x 3.2" (125 x 73 x 83mm)
Net Weight	1.2 lb (0.54 kg)

Lightweight & Compact

Easy to take with you.



Net Weight

1.20 lb



Figure 12: Dimensions and weight of the light.



Figure 13: Summary of key specifications.



Figure 14: Illumination output table.

8. WARRANTY INFORMATION

All Tolifo PL-60RGB Video Lights come with a one-year warranty from the date of purchase. This warranty covers manufacturing defects and malfunctions under normal use. Please retain your proof of purchase for warranty claims.

9. CUSTOMER SUPPORT

For any questions, technical assistance, or warranty inquiries regarding your Tolifo 60W RGB LED Video Light, please contact our customer service department. Refer to the contact information provided with your product packaging or visit the official Tolifo website for support details.