

E GATE Enigma 315D

E GATE Enigma 315D Dolby Digital Soundbar User Manual

Model: Enigma 315D

[Introduction](#)

[What's in the Box](#)

[Product Overview](#)

[Setup](#)

[Operation](#)

[Maintenance](#)

[Troubleshooting](#)

[Specifications](#)

[Warranty & Support](#)

1. INTRODUCTION

Welcome to the user manual for your new E GATE Enigma 315D Dolby Digital Soundbar. This 2.1 channel home theatre system is designed to deliver a powerful and immersive audio experience with 300W output and a dedicated 6.5-inch subwoofer. Featuring Dolby Digital sound, multiple connectivity options including HDMI (eARC), Optical, USB, and Bluetooth 5.3, along with 3 EQ modes, the Enigma 315D enhances your entertainment. Please read this manual carefully to ensure proper setup, operation, and maintenance of your device.

2. WHAT'S IN THE BOX

Upon unpacking, please verify that all the following items are included:

- Soundbar Unit
- Subwoofer
- Power Cable
- Aux Cable
- Remote Control
- Wall Mount Kit
- User Manual (this document)



Image: The E GATE Enigma 315D Soundbar and its accompanying subwoofer, showcasing the main components of the package.

3. PRODUCT OVERVIEW

The E GATE Enigma 315D is engineered for superior audio performance, integrating advanced features for a cinematic experience.

3.1 Key Features

- **Dolby Digital Sound:** Experience rich, clear, and immersive audio.
- **300W Peak Output:** Powerful sound for movies, music, and games.
- **2.1 Channel System:** Soundbar with two stereo drivers and a dedicated subwoofer.
- **6.5-inch DSP Powered Subwoofer:** Delivers deep, impactful bass with enhanced clarity.
- **Multiple Connectivity Options:** HDMI (eARC), Optical, USB, AUX, and Bluetooth v5.3.
- **3 EQ Modes:** Optimized sound profiles for Movies, Music, and News.
- **Advanced Remote Control:** Easy access to all functions, including bass and treble adjustments.



Image: The E GATE Enigma 315D Soundbar positioned in front of a television screen displaying vibrant colors, highlighting its Dolby Audio capabilities and 300W output for an immersive cinema-like experience.



Image: A close-up of the E GATE Enigma 315D Soundbar with the Dolby Digital Plus logo, emphasizing the rich, multidimensional sound experience it provides.



FEEL THE BASS

Thumping bass via a large subwoofer will bring your entertainment to life.



Image: The E GATE Enigma 315D subwoofer with the word "BASSBUMP" prominently displayed, indicating its powerful bass delivery, alongside the HDMI ARC logo for connectivity.



Get Party Ready with Bassbump

On movie nights or parties, the thumping bass from ENIGMA will set the mood instantly.

Image: The E GATE Enigma 315D Soundbar with "Bassbump" text and visual sound waves, illustrating its capability to deliver thumping bass for movies and parties.

POWERED BY DSP

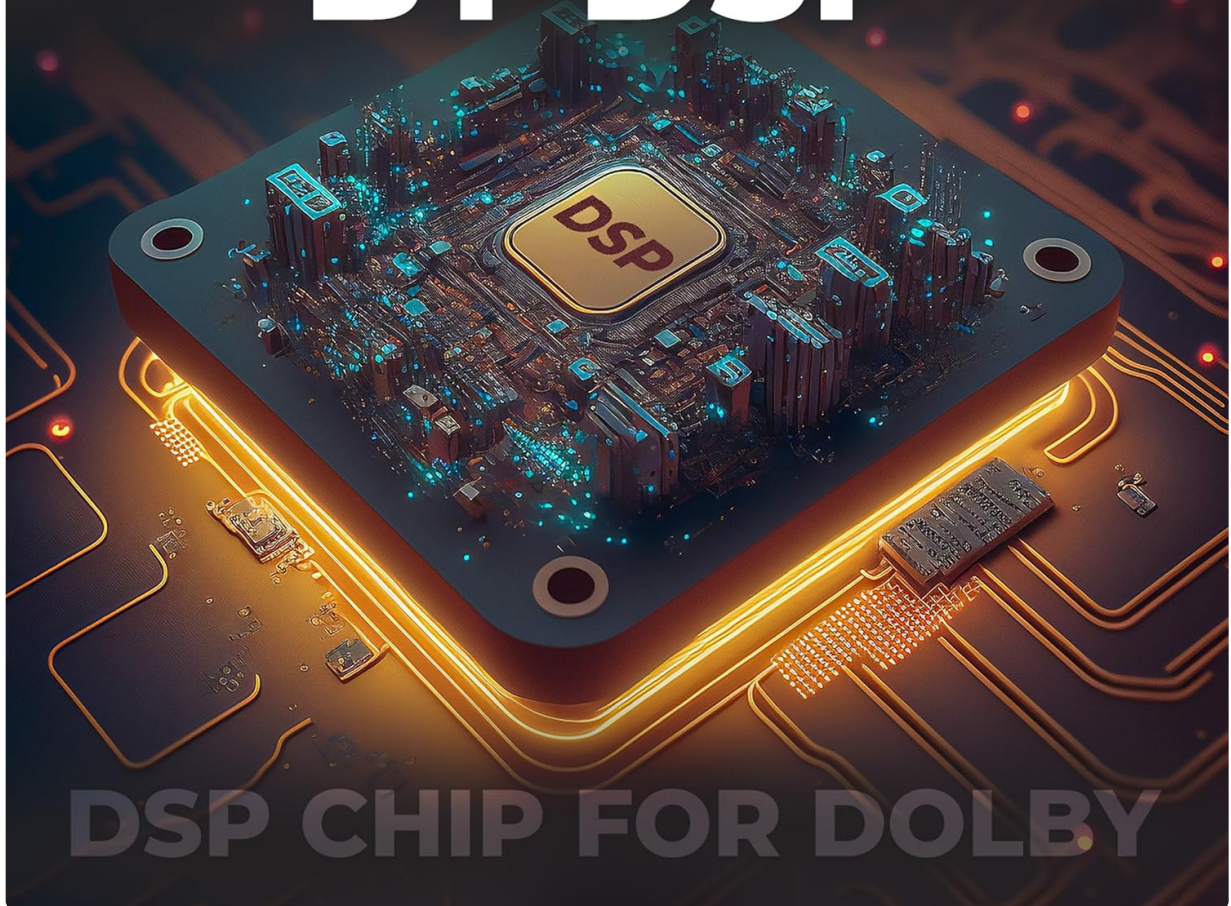


Image: A stylized image of a DSP (Digital Signal Processor) chip, representing the advanced processing power within the soundbar for Dolby audio.

Proficiently Calibrated

The built-in DSP chip perfectly manipulates the audio signals for more dynamic and refined output.




Image: An illustration of a DSP chip with the text "Proficiently Calibrated," indicating its role in manipulating audio signals for dynamic and refined output.



Image: The E GATE Enigma 315D Soundbar and subwoofer in a professional audio studio, with text "Tuned by the Germans," suggesting precision engineering for a thrilling audio experience.

4. SETUP

4.1 Placement

For optimal audio performance, consider the following placement guidelines:

- **Soundbar:** Place the soundbar centrally below your TV, ensuring no obstructions block the front speakers. It can be placed on a tabletop or wall-mounted using the included kit.
- **Subwoofer:** Position the subwoofer on the floor, preferably in a corner or near a wall, to enhance bass response. Experiment with different locations to find the best sound for your room.

Surround Yourself with Bliss



Image: The E GATE Enigma 315D Soundbar and subwoofer set up in a modern living room, demonstrating ideal placement for surround sound.



Image: A couple enjoying cinematic surround sound from the E GATE Enigma 315D Soundbar and subwoofer in their living room, illustrating a typical setup.



Image: The E GATE Enigma 315D Soundbar and subwoofer in a minimalist room setting, highlighting its 2.1 channel and 300W output capabilities.

4.2 Connections

Connect your soundbar to various devices using the available ports:

- **HDMI (eARC):** For the best audio quality and control, connect an HDMI cable from the soundbar's HDMI (eARC) port to your TV's HDMI (eARC/ARC) port. This allows for high-quality audio transmission and TV remote control of the soundbar.
- **Optical:** Connect an optical cable from the soundbar's OPTICAL IN port to your TV's optical digital audio output.
- **AUX:** Use the included AUX cable to connect to devices with a 3.5mm audio output.
- **USB:** Insert a USB drive into the USB port to play audio files directly.
- **Bluetooth:** For wireless connection, refer to the Bluetooth Pairing section in Operating Instructions.



Image: A visual representation of the E GATE Enigma 315D Soundbar's various connectivity options, including TV-ARC, USB, AUX, and Optical In, labeled as "EZ Link."

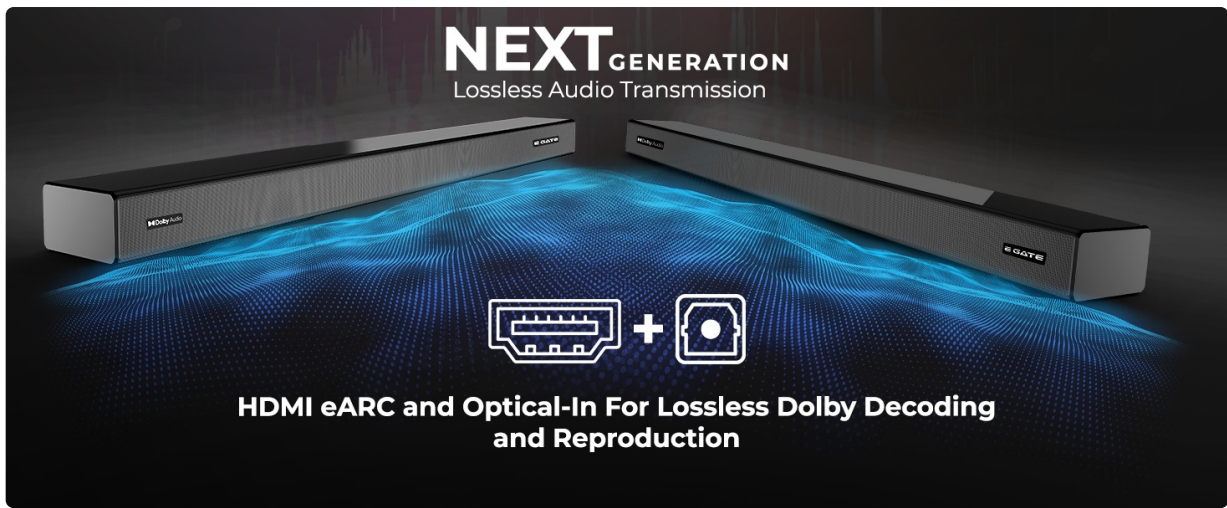


Image: An illustration highlighting the HDMI eARC and Optical-In ports, emphasizing their role in "Next Generation Lossless Audio Transmission" for Dolby decoding and reproduction.

5. OPERATING INSTRUCTIONS

5.1 Power On/Off

Press the **Power** button on the soundbar or remote control to turn the unit on or off.

5.2 Input Selection

Press the **Input** button on the remote control repeatedly to cycle through available input sources (HDMI eARC, Optical, Bluetooth, AUX, USB).

5.3 Volume Control

Use the **Volume +** and **Volume -** buttons on the remote control or soundbar to adjust the master volume. Dedicated buttons for **Bass** and **Treble** are available on the remote for fine-tuning audio.

5.4 EQ Modes

The soundbar features 3 Equalizer (EQ) modes to optimize audio for different content types:

- **Movie Mode:** Enhances dialogue clarity and surround effects for films.
- **Music Mode:** Provides a balanced sound profile for musical enjoyment.
- **News Mode:** Optimizes vocal frequencies for clear speech.
- **3D Mode:** Enhances the spatial audio experience.

Press the corresponding EQ button on the remote control to select your desired mode.

Grooving to Your Needs



Music | Movies | News & 3D

3 EQ Modes




Image: The E GATE Enigma 315D Soundbar with its remote control, illustrating the availability of 3 EQ modes (Music, Movies, News) and a 3D sound enhancer for various entertainment needs.



EQ Convenience

Designed for ease of use, it comes with a preset sound profile EQ mode, Automated for movies, music & news. With the dedicated remote control for the bass, treble and 3D surround sound, your wish is just a click away

Image: The E GATE Enigma 315D Soundbar and its remote control, emphasizing the "EQ Convenience" feature with preset sound profiles for movies, music, and news, along with dedicated bass, treble, and 3D surround sound buttons.

5.5 Bluetooth Pairing

1. Turn on the soundbar and select the Bluetooth input mode. The display will show "BT" and start

blinking, indicating it's in pairing mode.

2. On your mobile device or computer, enable Bluetooth and search for available devices.
3. Select "E GATE Enigma 315D" from the list.
4. Once paired, the soundbar will emit a confirmation tone, and the "BT" indicator will stop blinking.




Image: A person exercising in a living room with the E GATE Enigma 315D Soundbar connected wirelessly via Bluetooth 5.3, demonstrating hassle-free pairing with various devices.

6. MAINTENANCE

To ensure the longevity and optimal performance of your E GATE Enigma 315D Soundbar, follow these maintenance tips:

- **Cleaning:** Use a soft, dry cloth to clean the surfaces of the soundbar and subwoofer. Do not use liquid cleaners or abrasive materials.
- **Ventilation:** Ensure proper ventilation around the units. Do not block any ventilation openings.
- **Power:** Disconnect the power cable from the wall outlet if the unit will not be used for an extended period.
- **Environment:** Avoid exposing the soundbar to extreme temperatures, humidity, or direct sunlight.

7. TROUBLESHOOTING

If you encounter any issues with your soundbar, refer to the following common problems and solutions:

Problem	Possible Cause	Solution
No power	Power cable not connected; Power outlet not active.	Ensure the power cable is securely connected to both the soundbar and a working power outlet.
No sound	Incorrect input source selected; Volume too low; Cables not connected properly.	Select the correct input source. Increase the volume. Check all audio cables (HDMI, Optical, AUX) for secure connections.
Bluetooth pairing failed	Soundbar not in pairing mode; Device too far; Interference.	Ensure the soundbar is in Bluetooth pairing mode. Move your device closer to the soundbar. Turn off other Bluetooth devices to reduce interference.

Problem	Possible Cause	Solution
Remote control not working	Batteries drained; Obstruction between remote and soundbar.	Replace the remote control batteries. Ensure there is a clear line of sight between the remote and the soundbar's sensor.
Distorted sound	Volume too high; Poor audio source quality.	Lower the volume. Try a different audio source to check if the issue persists.

8. SPECIFICATIONS

Feature	Detail
Model Name	Enigma 315D
Brand	E GATE
Speaker Type	Soundbar, Subwoofer, 3D
Surround Sound Channel Configuration	2.1
Speaker Maximum Output Power	300 Watts
Subwoofer Diameter	6.5 Inches
Connectivity Technology	Bluetooth v5.3, HDMI (eARC), Optical, USB, AUX
Audio Output Mode	Stereo
Frequency Response	20 KHz (typical, full range not specified)
Control Method	Remote
Power Source	Corded Electric
Product Dimensions (Soundbar)	19D x 88W x 37H Centimeters (Note: This dimension seems incorrect for a soundbar, likely for the package or combined. Using the provided data.)
Item Weight	7 Kilograms
Special Features	300 Watt 3D Surround, Display, Dolby Audio - Dolby Digital Plus, Virtual 5.1, 3 EQ Modes

9. WARRANTY & SUPPORT

The E GATE Enigma 315D Soundbar comes with a **1-year warranty** against manufacturing defects. For warranty claims, technical support, or any inquiries, please contact E GATE customer service. Refer to the contact information provided in your product packaging or visit the official E GATE website.

Manufacturer: Egate Infotel Pvt Ltd, 503, SG Alpha Tower-II, Sector-9 Vasundhara, Ghaziabad, Uttar Pradesh - 201012

10. PRODUCT VIDEO GUIDE

Your browser does not support the video tag.

Video: An official product video showcasing the E GATE Dolby Soundbar, its features, specifications, and what's included in the box. This video provides a visual overview and highlights key aspects of the product.