

## Manuals+

[Q & A](#) | [Deep Search](#) | [Upload](#)

manuals.plus /

› [Skyworth](#) /

› [Skyworth 86Q7700G 86-inch 4K QLED+ Google TV User Manual](#)

## Skyworth 86Q7700G

# Skyworth 86Q7700G 86-inch 4K QLED+ Google TV User Manual

Model: 86Q7700G

Brand: Skyworth

## 1. INTRODUCTION

This manual provides essential information for the safe and efficient operation of your Skyworth 86Q7700G 86-inch 4K QLED+ Google TV. Please read it thoroughly before using the product and retain it for future reference.



Figure 1.1: Main product view of the Skyworth 86Q7700G TV.

## 2. SETUP

### 2.1 Unpacking

Carefully remove the TV and all accessories from the packaging. It is recommended to keep the original packaging for future transport or service needs. Due to the size and weight of the 86-inch model (approximately 35 kg without stand), two or more people are required for safe handling.

### 2.2 Stand Installation

To install the included stand:

1. Place the TV screen-down on a soft, flat surface to prevent damage.
2. Align the stand components with the designated slots on the bottom of the TV.
3. Secure the stand using the provided screws. Ensure all screws are tightened firmly.

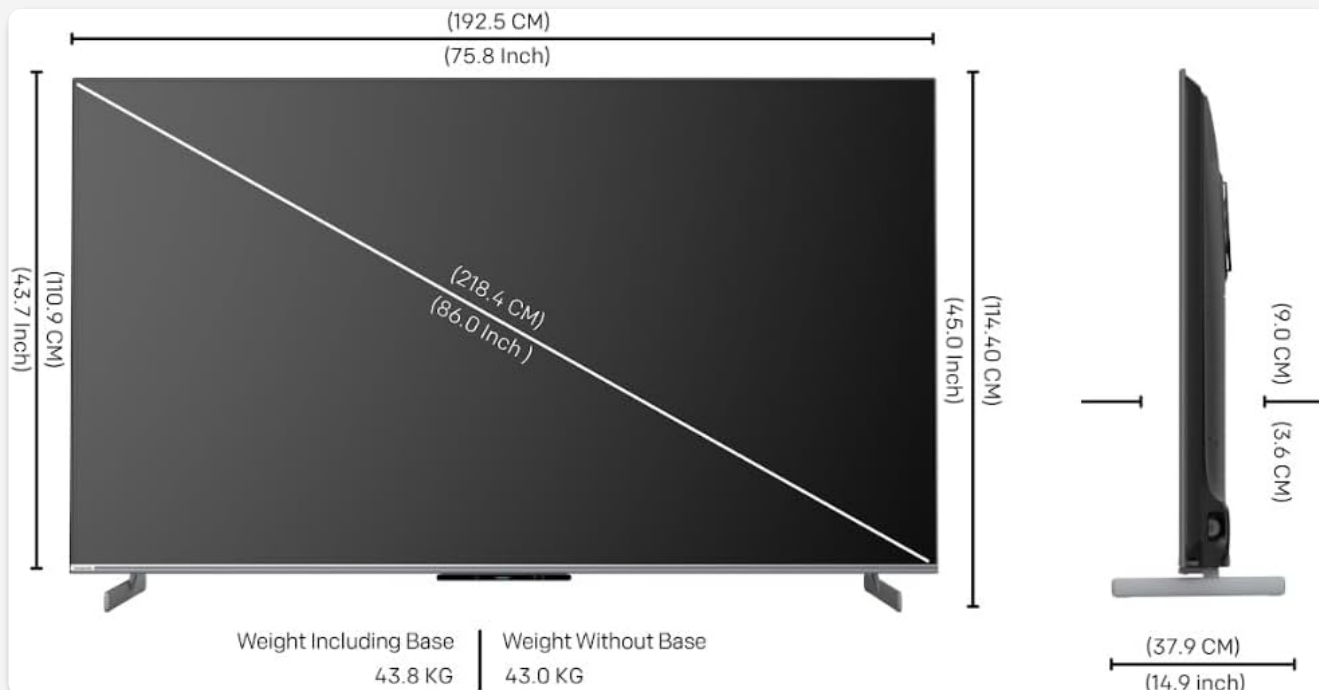


Figure 2.1: Dimensions and weight of the Skyworth 86Q7700G TV.

### 2.3 Connecting Power

Connect the power cable to the TV's power input and then to a suitable wall outlet. Ensure the power outlet matches the voltage requirements of the TV.

### 2.4 Initial Power-On and Google TV Setup

Upon first power-on, the TV will guide you through the initial setup process for Google TV. This includes:

- Language selection.
- Network connection (Wi-Fi or Ethernet).
- Google account sign-in.
- Accepting terms and conditions.
- Tuner setup (for DVB-T2/S2 receiver).

### 2.5 Connecting External Devices

The TV features multiple connectivity options:

- **HDMI 2.1:** For high-definition audio/video sources like gaming consoles, Blu-ray players, and set-top boxes.
- **USB:** For connecting USB storage devices.
- **Ethernet (LAN):** For a wired internet connection.
- **Bluetooth 5.1:** For wireless connection to compatible audio devices or accessories.



Figure 2.2: Rear view of the Skyworth 86Q7700G TV, illustrating various port locations.

## 3. OPERATING INSTRUCTIONS

### 3.1 Remote Control

The included remote control allows you to navigate the TV's interface, adjust settings, and access smart features. It also supports a 'Find-my Remote' function for easy location.

### 3.2 Google TV and Smart Features

Your Skyworth 86Q7700G runs on Google TV, providing access to a wide range of applications and services:

- **Google Play Store:** Download and install your favorite apps.
- **Streaming Services:** Pre-installed and accessible apps include Netflix, YouTube, Amazon Prime, and Disney+.
- **Built-in Chromecast:** Cast content directly from your compatible mobile devices.
- **Google Assistant:** Use voice commands for search, control, and information.
- **Hands-free Voice Control:** Utilize the TV's built-in microphones for voice commands without the remote.

### 3.3 Picture and Audio Settings

Optimize your viewing and listening experience:

- **Display Technologies:** Supports HDR10, HLG, HDR10+, and Dolby Vision for enhanced contrast and color.
- **Chameleon Extreme 3.0:** An AI-powered engine that upgrades content frame by frame, featuring AI Super Resolution, Contrast Enhancement, and Dynamic Noise reduction.
- **Audio:** Features 2.1.2CH Sound with a 50W speaker Audio Drum and Dolby Atmos for immersive audio.

SKYWORTH

Experience all movies or live sports transformed into higher resolution with our high-performance, AI-powered Chameleon Extreme 3.0 that upgrades your content **frame by frame**.




Figure 3.1: Chameleon Extreme 3.0 technology enhancing picture quality.

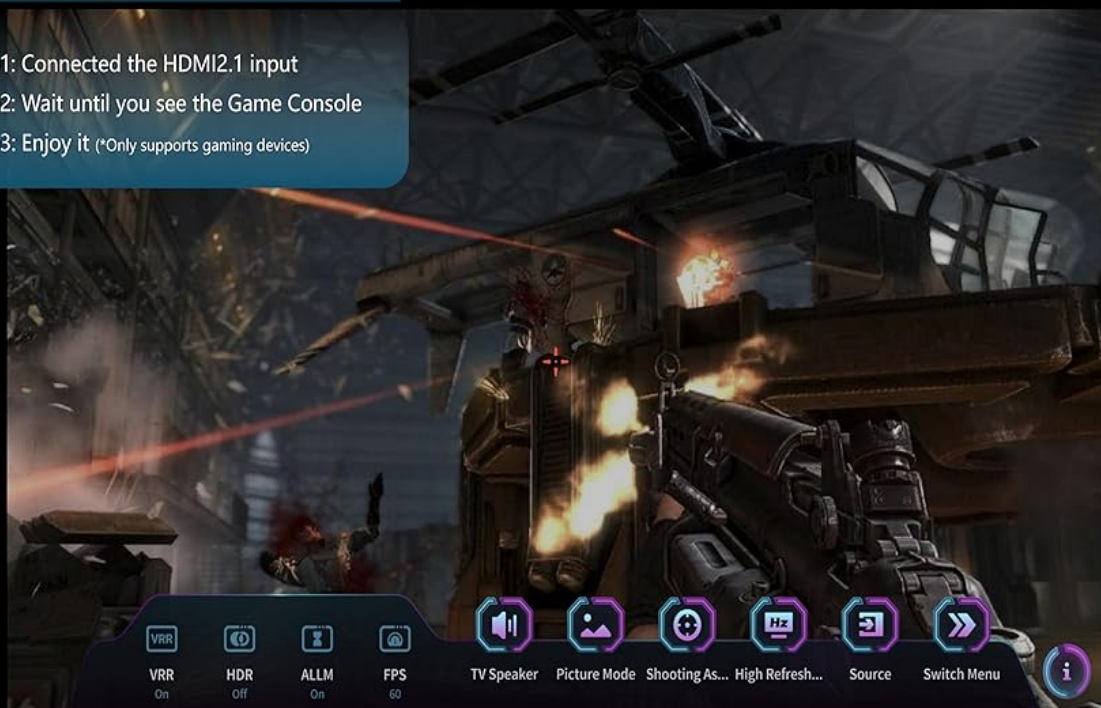
### 3.4 Gaming Features

The 86Q7700G is designed for an optimal gaming experience:

- **144Hz VRR (Variable Refresh Rate):** Ensures smooth, tear-free gameplay.
- **ALLM (Auto Low Latency Mode):** Minimizes input lag for responsive gaming.
- **Game Mode:** Automatically optimizes settings for gaming.
- **HDMI 2.1:** Supports advanced gaming features and high bandwidth.

## GAME CONSOLE

- Step1: Connected the HDMI2.1 input  
Step2: Wait until you see the Game Console  
Step3: Enjoy it (\*Only supports gaming devices)



## 4. MAINTENANCE

### 4.1 Cleaning the Screen

To clean the screen, gently wipe it with a soft, lint-free cloth. For stubborn marks, slightly dampen the cloth with water or a specialized screen cleaner. Avoid using harsh chemicals or abrasive materials.

### 4.2 Cleaning the TV Body

Wipe the TV's exterior with a soft, dry cloth. Do not use liquid cleaners directly on the TV body.

### 4.3 Software Updates

The TV may receive automatic software updates via its internet connection. Ensure your TV is connected to the internet to receive the latest features and performance improvements. You can also manually check for updates in the TV's settings menu.

## 5. TROUBLESHOOTING

If you encounter issues with your TV, refer to the following common solutions:

- **No Power:** Ensure the power cable is securely connected to both the TV and the wall outlet. Check if the outlet is functioning.
- **No Picture/Sound:** Verify the correct input source is selected. Check all cable connections (HDMI, antenna).
- **Poor Picture Quality:** Adjust picture settings (brightness, contrast, sharpness). Ensure the input source is providing a high-quality signal.
- **No Internet Connection:** Check Wi-Fi password or Ethernet cable connection. Restart your router and the TV.
- **App Issues (e.g., YouTube not working):** Ensure the TV's software is up to date. Clear the app's cache or reinstall the app. Restart the TV.
- **Remote Control Not Responding:** Replace the batteries (2 AAA required). Ensure there are no obstructions between the remote and the TV.

For persistent issues, please contact Skyworth customer support.

## 6. SPECIFICATIONS

Feature	Description
Model Number	86Q7700G
Screen Size	86 Inches (219 cm visible diagonal)
Display Technology	QLED+
Resolution	4K (3840 x 2160)
Refresh Rate	144 Hz (VRR Support)
Operating System	Google TV

Feature	Description
Processor	Chameleon Extreme 3.0
RAM	3GB
Storage	16GB
HDR Support	HDR10, HLG, HDR10+, Dolby Vision
Audio	2.1.2CH Sound, 50W speaker Audio Drum, Dolby Atmos
Connectivity	HDMI 2.1, USB, Dual Wi-Fi, Ethernet (LAN), Bluetooth 5.1
Special Features	Google Assistant, Hands-free Voice Control, Game Mode, ALLM, Built-in Chromecast, DVB-T2/S2 Receiver, Local Dimming, Find-my Remote, Daily Family 2.0
Product Dimensions (with stand)	192.5W x 114.5H x 38.5D cm
Product Dimensions (without stand)	192.5W x 111H x 9.6D cm
Weight (with stand)	43.8 kg
Weight (without stand)	43.0 kg
Included Components	Power Cable, Remote Control, Stand
Batteries Required	2 AAA batteries (for remote)

## 7. WARRANTY INFORMATION

The Skyworth 86Q7700G TV comes with a **2-year warranty**. Please refer to the warranty card included with your product for specific terms, conditions, and coverage details. Retain your proof of purchase for warranty claims.

## 8. CUSTOMER SUPPORT

For technical assistance, service requests, or further inquiries, please contact Skyworth customer support. Contact details can typically be found on the Skyworth official website or in the warranty documentation provided with your TV.



