

ACEBEAM H35

ACEBEAM H35 Headlamp User Manual

Model: H35 | Brand: ACEBEAM

INTRODUCTION

The ACEBEAM H35 is a high-performance, dual-light source headlamp designed for various outdoor and professional applications. It features a powerful 5-core LED system, offering up to 2600 lumens of white light and a dedicated 200-lumen red light. With its wide beam, adjustable pitch angle, and robust construction, the H35 provides reliable illumination in diverse environments.



Image: The ACEBEAM H35 headlamp illuminating a path, demonstrating its powerful white light output.

This manual provides detailed instructions for the safe and effective use, setup, operation, and maintenance of your ACEBEAM H35 headlamp. Please read it thoroughly before first use.

WHAT'S IN THE BOX

Carefully unpack your ACEBEAM H35 headlamp and verify that all items are present:

- H35 Headlamp (Battery Included) x 1
- Headband x 1
- Top Strap x 1
- O-rings x 2
- USB Type-C Charging Cable x 1
- User Manual x 1

PRODUCT FEATURES

- **Dual-Light Source:** Features 5-core white LEDs for up to 2600 lumens and a dedicated red LED for 200 lumens, ideal for night vision preservation.
- **Wide Beam Illumination:** 100° wide floodlight with a 46mm light-emitting surface for broad, comfortable, and shadow-reducing illumination.
- **Adjustable Pitch Angle:** 70° stepless adjustable pitch angle for precise light direction.
- **Long Runtime & Rechargeable:** Equipped with a 3300mAh high-capacity battery, offering up to 216 hours runtime on ultralow mode. USB Type-C rechargeable, fully charges in approximately 3.5 hours.
- **Intuitive Dual-Button Interface:** Separate power and function buttons for easy mode switching and brightness control.
- **Rugged Construction:** All-metal body (A6061-T6 aluminum alloy) designed to withstand a 1.5-meter drop. IP68 dust-proof and waterproof rating, submersible up to 6.5 feet for 30 minutes.



Image: Close-up of the ACEBEAM H35 showing its 5-core high-efficiency LEDs, highlighting the white and red light sources.

Image: Illustration of the H35's 100-degree wide beam angle, providing broad illumination.

SETUP

1. Headband Assembly

1. Attach the main headband to the headlamp bracket. Ensure it is securely fastened.
2. If desired, attach the top strap for additional stability, especially during vigorous activities.
3. Adjust the straps to fit comfortably and securely around your head or hard hat. The tightening/loosening mechanism may be opposite to what you are accustomed to; adjust as needed for a snug fit.

2. Battery Installation (Pre-installed)

The ACEBEAM H35 comes with a 3300mAh Lithium-Ion battery pre-installed. No initial installation is required. Ensure the battery is charged before first use.

OPERATING INSTRUCTIONS

The H35 features a dual-button interface for intuitive control:

White and Red Dual Light Sources, Built for Any Adventure

● White Light Mode

5-level brightness, offering clear illumination with simple operations.

Turbo

2600 ~ 1100 ~ 500 lumens

High

920 ~ 320 lumens

Med

320 ~ 110 lumens

Low

110 lumens

Ultralow

10 lumens

Image: The ACEBEAM H35 demonstrating its white and red dual light sources in different environments.

Power Button (Left Button)

- **Single Press:** Turns the headlamp ON or OFF.
- **Double Press:** Activates the Ultra-bright white light mode.
- **Triple Press:** Activates the SOS mode.
- **Lock Function:** To prevent accidental activation, press and hold the power button for 3 seconds while the light is off. The light will flash to indicate it is locked. Repeat to unlock.

Function Button (Right Button)

- **Single Press:** Cycles through white light brightness levels (Low, Medium, High).
- **Press and Hold:** Alternates between white light and red light modes.

Battery Indicator

The integrated battery indicator provides real-time battery status, allowing you to monitor usage and plan recharging.



Image: The ACEBEAM H35 operating in red light mode, suitable for preserving night vision.

CHARGING

The ACEBEAM H35 is equipped with a USB Type-C charging port for convenient recharging.

1. Locate the USB Type-C charging port on the headlamp.
2. Connect the provided USB Type-C cable to the headlamp and a compatible 5V 2A USB power source (e.g., wall adapter, power bank, computer USB port).
3. The battery indicator will show charging status. A full charge typically takes approximately 3.5 hours.
4. Once fully charged, disconnect the charging cable.



Image: Details on the H35's long runtime and USB Type-C charging capability.







MAINTENANCE

- **Cleaning:** Wipe the headlamp body with a soft, damp cloth. Do not use abrasive cleaners or solvents.
- **O-rings:** Periodically inspect the O-rings for wear and tear. Replace them if damaged to maintain the IP68 waterproof rating. Apply silicone grease to O-rings to prevent drying and cracking.
- **Storage:** Store the headlamp in a cool, dry place away from direct sunlight and extreme temperatures. For long-term storage, it is recommended to charge the battery every 3-6 months to maintain battery health.
- **Battery Care:** Use only the specified Lithium-Ion battery. Avoid over-discharging or over-charging the battery.

TROUBLESHOOTING

Problem	Possible Cause	Solution
Headlamp does not turn on	Low battery; Headlamp locked; Faulty battery connection	Charge battery; Unlock headlamp (press and hold power button); Ensure battery is correctly inserted.
Light is dim or flickers	Low battery; Loose connections	Recharge battery; Check battery and headlamp connections.
Headlamp not charging	Faulty cable or adapter; Charging port obstruction	Try a different USB Type-C cable and power adapter; Clean charging port gently.
Buttons unresponsive	Headlamp locked	Unlock headlamp (press and hold power button).

Technical Parameter

	FLI STANDARD	Turbo	High	Med	Low	Ultra-Low
White light		2600~1100 ~500lumens	920~320 lumens	320~110 lumens	110 lumens	10 lumens
		60s+9min+ 3h50min	20min+ 6h	40min+ 20h	22h	216h
		170m	85m	52m	35m	
		7225cd	1806cd	676cd	306cd	
Red light	Red light	200~100 lumens	10min+ 9.5h	63m	992cd	
	Red SOS	200~50 lumens	10min+ 44h	63m	992cd	
		IP68			1.5 meters	

Notice: The above-mentioned parameters (tested with battery) have been measured in accordance with the international flash-light testing standard ANSI/ PLATO FL1, and are approximate and may vary from flashlights, batteries, and environments. If you have any questions, please contact customer service.

Image: Detailed technical parameters and performance data for the ACEBEAM H35 headlamp.

Feature	Detail
Model	H35
Light Source	5-Core White LEDs, Red LED
Max White Light Output	2600 Lumens
Max Red Light Output	200 Lumens
Max Beam Distance	170 meters (White Light) / 63 meters (Red Light)
Beam Angle	100 Degrees
Pitch Angle Adjustment	70 Degrees Stepless
Battery Type	1 x 3300mAh Lithium Ion (Included)
Charging Time	Approx. 3.5 hours (with 5V 2A charger)
Max Runtime	216 hours (Ultralow mode)
Material	A6061-T6 High-Quality Aluminum Alloy
Water Resistance	IP68 (Submersible to 6.5 feet for 30 minutes)
Drop Resistance	1.5 meters
Dimensions	1.74"D x 1.57"W x 3.42"H
Item Weight	5.6 ounces (0.35 Pounds)

Warranty Information

The ACEBEAM H35 headlamp comes with a **5-year warranty** from the date of purchase. This warranty covers manufacturing defects and workmanship under normal use. Please retain your proof of purchase for warranty claims.

Customer Support

For any questions, technical assistance, or warranty claims, please contact ACEBEAM customer service. Refer to the contact information provided on the product packaging or the official ACEBEAM website.

Online Resources: You may find additional support and FAQs on the official ACEBEAM website: [ACEBEAM Official Store](#)