

## EasySMX X15

# EasySMX X15 PC Controller User Manual

Model: X15 | Brand: EasySMX

### INTRODUCTION

The EasySMX X15 PC Controller is an enhanced wireless Bluetooth controller designed for a superior gaming experience. It features Hall Effect joysticks and triggers to eliminate stick drift and dead zones, ensuring precise and reliable input. With vibrant RGB lighting and versatile compatibility, this controller is suitable for Windows PC, Android, Steam, and Switch platforms.



Figure 1: EasySMX X15 PC Controller Overview

## PACKAGE CONTENTS

Verify that all items listed below are included in your package:

- 1x EasySMX X15 Wireless Controller
- 1x Type-C Data Cable
- 1x Wireless Receiver (USB Dongle)
- 1x User Manual

# Package Contents



- 1 1x X15 Wireless Controller
- 2 1x TYPE C Data Cable
- 3 1x Wireless Receiver
- 4 1x User Manual

Figure 2: Package Contents

## FEATURES

### Cool RGB Lighting

The EasySMX X15 controller features a unique RGB lighting design with 7 adjustable colors. The RGB indicator light enhances the gaming atmosphere. The lights can also be turned off for user preference.



# Dazzling RGB Lighting

7 colors of RGB Lighting + 2 Lighting Modes



Figure 3: Dazzling RGB Lighting

## Hall Effect Joysticks and Triggers

Equipped with four Hall Effect sensors, the joysticks provide precise and reliable input detection, ensuring smoother and more accurate movement without stick drift or dead zones. The Hall Effect triggers offer frictionless and smoother operation with improved accuracy up to 0.1mm.

# Hall Effect Joysticks



No Dead Zone



Drift-free



No Delay



Figure 4: Hall Effect Joysticks



# Hall Effect Triggers

Solves the Problems of Excessive Friction and Linear Trigger Jamming, Providing a Smoother Feel.



Accuracy Up  
to 0.1mm



Contactless Electro-  
magnetic Induction



Frictionless  
& Smoother



Figure 5: Hall Effect Triggers

## 20 Hours Battery Life

The controller is equipped with a 1000mAh upgraded battery, providing up to 20 hours of continuous gameplay on a single charge. Charging time is approximately 3 hours via the Type-C port.

# Ultra Long-life Battery



**20H**   
Continuous use time

**1000mAh**  
Capacity


**3H**   
Charging Time

Figure 6: Ultra Long-life Battery

## Versatile Compatibility

The EasySMX X15 controller is designed for broad compatibility, supporting PC, Switch, iOS, and Android platforms. It offers seamless connectivity across multiple devices.



# 3 Connection Modes

A Real Worthing Multi-platform Gaming Controller



Figure 7: 3 Connection Modes and Compatibility

## Customizable Back Keys

The controller features two additional programmable buttons (M1 and M2) on the back. These can be customized to trigger combos or other functions, enhancing gaming convenience.





Figure 8: 2 Programmable Keys

### ABXY Key Swap Function

Simultaneously pressing "B", "-", and "+" keys allows you to switch the function of the ABXY keys between PC games button layout and Switch games button layout.

### Non-Slip Grips

The controller grips feature laser-etched fine carving, providing a comfortable and sweat-resistant grip for extended gaming sessions.

# Anti-slip Grips

The controller grips features laser-etched fine carving, providing comfortable and sweat-resistant grip.



Figure 9: Anti-slip Grips

## Adjustable Vibration Levels

The controller includes dual vibration motors with 3 adjustable vibration levels for an immersive gaming experience.

## Turbo Function

Utilize the Turbo function for continuous shooting with a single click, allowing for faster actions in games.

## One-Button Wake-Up Function

The controller supports a one-button wake-up function for quick activation.

## SETUP

---

### Connection Modes

The EasySMX X15 controller supports three primary connection modes:

1. **2.4G Wireless (via USB Dongle):**

Insert the included wireless receiver into a USB port on your PC, Android TV/Box, or Steam Deck. The controller will automatically connect for a stable wireless connection.

2. **Bluetooth Wireless:**

For devices like iOS, Android phones/tablets, Nintendo Switch, or MacOS, enable Bluetooth on your device and search for the EasySMX X15 controller. Pair the device to establish a connection.

3. **Wired Connection (via USB-C Cable):**

Connect the controller directly to your PC or Android TV/Box using the provided USB-C to USB-A cable. This mode offers a stable, low-latency connection and also charges the controller.

## OPERATING INSTRUCTIONS

---

### Adjusting RGB Lighting

- To adjust the brightness of the LED: Press and hold the **Minus (-)** button and press the **D-pad Up/Down**.
- To adjust the lighting mode: Press and hold the **Minus (-)** button and press the **D-pad Left/Right**.
- To turn RGB lighting On/Off: Use the dedicated switch located on the back of the controller.

### Programming Back Keys (M1/M2)

The M1 and M2 buttons on the back of the controller can be programmed for custom functions. Refer to the detailed user manual for specific programming steps.

### Using Turbo Function

The Turbo function allows for rapid, continuous input of a button press. To activate or deactivate Turbo for a specific button, press and hold the **Turbo** button, then press the desired action button (e.g., A, B, X, Y, L1, R1, L2, R2).

### ABXY Key Layout Swap

To switch between PC (Xbox) and Switch button layouts for ABXY keys, simultaneously press the **B**, **Minus (-)**, and **Plus (+)** buttons.

## MAINTENANCE

---

- Keep the controller clean by wiping it with a dry, soft cloth. Avoid using harsh chemicals or abrasive materials.
- Store the controller in a cool, dry place away from direct sunlight and extreme temperatures.
- Charge the controller regularly to maintain battery health, even if not in frequent use.
- Avoid dropping the controller or subjecting it to strong impacts.

## TROUBLESHOOTING

---

### Connectivity Issues

- Ensure the controller is sufficiently charged.



- For 2.4G wireless, ensure the USB receiver is securely plugged into the device.
- For Bluetooth, ensure Bluetooth is enabled on your device and the controller is in pairing mode. Try re-pairing if connection is lost.
- If using a wired connection, ensure the USB-C cable is properly connected to both the controller and the device.

Stick Drift or Unresponsive Buttons

- The EasySMX X15 features Hall Effect joysticks and triggers designed to prevent drift. If you experience issues, ensure the controller's firmware is up to date (check EasySMX official support channels).
- Clean around the buttons and joysticks to remove any debris that might be causing interference.

Compatibility Notes

Please note that the EasySMX X15 controller is **NOT compatible with Xbox, Luna, and Nvidia GeForce Now**. It is primarily designed for Windows PC, Android, Steam, and Switch platforms.

SPECIFICATIONS







Attribute	Detail
Model Number	X15
Brand	EasySMX
Connectivity	Wireless (2.4G USB Dongle, Bluetooth), Wired (USB-C)
Compatibility	Windows PC, Android, Steam, Switch, iOS, MacOS, Tesla, Raspberry Pi 3B
Battery Capacity	1000mAh
Battery Life	Up to 20 hours
Charging Time	Approx. 3 hours
Joysticks/Triggers	Hall Effect (No Stick Drift, No Dead Zone)
Lighting	RGB (7 adjustable colors, 2 lighting modes, On/Off switch)
Programmable Buttons	2 (M1, M2 on back)
Vibration	Dual motors, 3 adjustable levels
Dimensions	6.5 x 4.7 x 2.7 inches
Weight	11.2 ounces

WARRANTY AND SUPPORT

For any questions or issues regarding the EasySMX X15 controller, please contact the seller directly before initiating a return. This allows for prompt assistance and resolution of potential problems due to incorrect use or technical queries.

For further support, including firmware updates, please refer to the official EasySMX support channels or their Discord community as mentioned in some user reviews.

## Related Documents - X15

	<p><a href="#">EasySMX X15 Controller User Manual and Specifications</a></p> <p>Comprehensive guide to the EasySMX X15 Controller, covering setup, features, troubleshooting, and technical specifications for PC, Switch, and mobile gaming.</p>
	<p><a href="#">EasySMX 9013Pro Wireless Game Controller User Guide</a></p> <p>Comprehensive user guide for the EasySMX 9013Pro wireless game controller, detailing features like Hall Effect triggers, programmable back buttons, and multiple connection methods for PC, Switch, Android, and iOS.</p>
	<p><a href="#">EasySMX T37 Wireless Controller User Manual</a></p> <p>User manual for the EasySMX T37 Wireless Controller, detailing connection methods, features, troubleshooting, and specifications for use with Nintendo Switch, Android, and Windows.</p>
	<p><a href="#">EasySMX-X05 Wireless Controller User Manual</a></p> <p>Comprehensive user manual for the EasySMX-X05 Wireless Controller, detailing setup, features, specifications, and troubleshooting for PC, Switch, Android, and iOS devices.</p>
	<p><a href="#">X15 Wireless Headset User Manual and Specifications</a></p> <p>Comprehensive guide for the X15 Wireless Headset, covering operation, charging, product details, troubleshooting, and FCC compliance. Learn how to pair, use music and call functions, and maintain your headset.</p>
	<p><a href="#">X15 TWS Wireless Headset User Manual</a></p> <p>User manual for the X15 TWS wireless headset, covering operation, pairing, touch controls, and troubleshooting.</p>