

## AWEI T78

# AWEI T78 Mini Wireless Earbuds User Manual

Model: T78

### INTRODUCTION

Thank you for choosing the AWEI T78 Mini Wireless Earbuds. These earbuds are designed to provide an immersive audio experience with advanced Bluetooth 5.4 technology, clear call performance, and a lightweight, ergonomic design. This manual will guide you through the setup, operation, and maintenance of your new earbuds to ensure optimal performance and longevity.

# Immersive Stereo Private Concert Hall

T78 Stereo TWS Earbuds



Image: AWEI T78 earbuds and charging case, highlighting immersive stereo sound.

## WHAT'S IN THE BOX

---

- AWEI T78 Wireless Earbuds
- Charging Case
- USB Charging Cable (Type-C)
- User Manual
- Eartips

## PRODUCT OVERVIEW

---

The AWEI T78 earbuds consist of two lightweight earbuds and a portable charging case. The earbuds feature touch-sensitive controls for easy operation, while the charging case provides extended battery life on the go.



Image: AWEI T78 Mini Wireless Earbuds and Charging Case.

# Immersive Felling Enjoy Angelic OST

Finely crafted and adjusted 8mm horns  
For clear treble, mild middle, vigorous bass



Image: Internal components of an AWEI T78 earbud, showcasing the 13mm speaker.

## SETUP

---

### 1. Charging the Earbuds and Case

Before first use, fully charge the charging case and earbuds. Connect the provided Type-C USB cable to the charging port on the case and a power source. The charging indicator light will show the charging status.

- Charging Case Battery: 200mAh
- Charging Time (Case): Approximately 1 hour
- Earbud Play Time: Up to 4 hours per charge
- Earbud Talk Time: Up to 3 hours per charge
- Total Playback with Charging Case: Up to 30 hours (dual-ear mode), up to 52 hours (single-ear alternating mode)

# Enormous Li-Polymer Batteries Longer Endurance for Melodies

Durable and safe Li-polymer batteries contribute more enduring entertainment for more focused learning and sweeter call

**4h** Play Time | **3h** Talk Time | **1h** Charging Time | **200mAh** Charging Case Battery



Image: Battery life details for AWEI T78 earbuds.

## 2. Pairing with Your Device

1. Ensure the earbuds are charged.
2. Open the charging case. The earbuds will automatically power on and enter pairing mode.
3. On your device (smartphone, tablet, laptop), enable Bluetooth.
4. Search for available Bluetooth devices and select "AWEI T78" from the list.
5. Once connected, you will hear a confirmation sound, and the earbuds will be ready for use.

The earbuds feature Bluetooth 5.4 for a fast, stable, and low-latency connection up to 10 meters (33 feet). They will automatically reconnect to the last paired device when taken out of the case.



# Bluetooth 5.3 is Smooth as Silk Keep Up with E-Sports Rhythms

Innovative wireless technologies for more stable connection  
More synchronized audio & video with less than 0.06s delay



Image: AWEI T78 earbuds demonstrating Bluetooth 5.4 connectivity.

## OPERATING

---

### Power On/Off

- **Power On:** Open the charging case, and the earbuds will automatically power on.
- **Power Off:** Place the earbuds back into the charging case and close the lid. They will automatically power off and begin charging.

### Touch Controls

The AWEI T78 earbuds feature intuitive touch controls on each earbud. The functions are as follows:

- **Play/Pause:** Tap once on either L/R earbud.
- **Next Song:** Tap twice on either L/R earbud.
- **Previous Song:** Tap thrice on either L/R earbud.
- **Answer/Hang Up Call:** Tap once on either L/R earbud.
- **Reject Call:** Touch for 1 second on either L/R earbud.

- **Activate Voice Assistant:** Long touch for 2 seconds on either L/R earbud.

# User-Friendly Design Sensitive Touch Control

## Pause/Play

Either L/R earbud  
Tap once



## PREV

Either L/R earbud  
Tap thrice



## Reject

Either L/R earbud  
Touch for 1s



## Voice Assistant

Either L/R earbud  
Long touch for 2s



## NEXT

Either L/R earbud  
Tap twice



## Answer/Hang Up

Either L/R earbud  
Tap once



Image: Detailed diagram of AWEI T78 earbud touch controls.

## Single Earbud Mode

You can use either the left or right earbud independently. Simply take one earbud out of the case, and it will automatically connect to your device. The other earbud can remain in the case or be used later.

# Indescribable Experience

Each earbud is just equivalent to a 4g blueberry  
Lightweight and skin-friendly materials with ergonomic design  
Comfortable and firm to wear for a long time

As Light As  
**4g**



Image: AWEI T78 earbud worn, emphasizing its lightweight design.

## MAINTENANCE

---

### Cleaning

Regularly clean your earbuds and charging case to maintain optimal performance and hygiene.

- Use a soft, dry, lint-free cloth to wipe the earbuds and charging case.
- Gently remove any earwax or debris from the earbud mesh and charging contacts using a clean, dry cotton swab or a small, soft brush.
- Do not use abrasive cleaners, alcohol, or chemical solvents.

### Water Resistance (IPX5)

The AWEI T78 earbuds are IPX5 waterproof, meaning they are protected against low-pressure water jets from any direction. This makes them suitable for workouts and light rain. However, they are not designed for submersion in water or for use during swimming or showering.

### Storage



When not in use, store the earbuds in their charging case to protect them from dust and damage, and to keep them charged.

## TROUBLESHOOTING

- **Earbuds not pairing with device:**
  - Ensure Bluetooth is enabled on your device.
  - Make sure the earbuds are charged and out of the charging case.
  - Try forgetting "AWEI T78" from your device's Bluetooth list and re-pairing.
  - Restart your device and try again.
- **Only one earbud working:**
  - Place both earbuds back into the charging case, close the lid, and then take them out again.
  - Ensure both earbuds are charged.
  - If the issue persists, try resetting the earbuds (refer to manufacturer's website for specific reset instructions if needed).
- **No sound:**
  - Check the volume level on both your device and the earbuds.
  - Ensure the earbuds are properly connected to your device.
  - Try playing audio from a different application or source.
- **Charging case not charging:**
  - Ensure the charging cable is securely connected to both the case and the power source.
  - Try a different charging cable or power adapter.
  - Check if the charging port on the case is clean and free of debris.





## SPECIFICATIONS

Model Name	T78
Brand	AWEI
Connectivity Technology	Wireless (Bluetooth 5.4)
Bluetooth Range	Up to 10 meters (33 feet)
Water Resistance Level	IPX5
Ear Placement	In Ear
Control Type	Touch Control
Charging Port	Type-C
Charging Case Battery	200mAh
Speaker Size	13mm
Impedance	32 Ohm
Noise Control	Active Noise Cancellation

## WARRANTY AND SUPPORT

For warranty information and technical support, please refer to the warranty card included with your product or visit the official AWEI website. If you encounter any issues not covered in this manual, please contact AWEI customer service for assistance.

Related Documents

	<p><a href="#">AWEI T88 True Wireless Bluetooth Earbuds User Manual</a></p> <p>Comprehensive user manual for the AWEI T88 True Wireless Bluetooth Earbuds, covering setup, operation, features, specifications, safety, and warranty information.</p>
	<p><a href="#">AWEI ttec AirBeat Go True Wireless Sport Earbuds User Manual</a></p> <p>Comprehensive user manual for AWEI ttec AirBeat Go true wireless sport earbuds, detailing features, Bluetooth connectivity, pairing instructions, usage, specifications, safety guidelines, and after-sales service policies.</p>
	<p><a href="#">AWEI A997BL Wireless Bluetooth Over-Ear Headphones</a></p> <p>Discover the AWEI A997BL over-ear headphones, featuring Bluetooth 5.1, 15-hour battery life, 40mm drivers, and a comfortable, ergonomic design for gaming and music.</p>
	<p><a href="#">Awei T29 Pro Wireless Earbuds User Manual</a></p> <p>User manual for the Awei T29 Pro True Wireless Stereo (TWS) earbuds, covering setup, pairing, operation, features, specifications, safety precautions, and warranty information.</p>




[pdf]

Attestation of Compliance Sunsky Jan 24 2024 · AWEI IPIPOO Product True wireless earbuds Type Model Name T16 T17 T18 T19 T20 T21 T22 T23 T25 T26 T27 T28 T29 T30 T31 IPXS5554 CE upload sunsky online res certificate |||

Attestation of Compliance Attestation No. : LCSA01024343E Approval Holder : Shenzhen Yale Electro ... T174 T182 T190 T198 T26 PRO T13S TP-8 TP-19 TP-60 TA6 S2 Ultra T53 ENC T7 T17 T26 T34 T45 T61 T68 **T78** T88 T96 T104 T112 T120 T128 T136 T404 T412 T420 T428 T436 T444 T151 T159 T167 T175 T183 T191 T19...


lang:en score:18 filesize: 479.64 K page\_count: 3 document date: 2024-01-24



[Attestation of Compliance: AWEI True Wireless Earbuds](#)

Attestation of Compliance issued by Shenzhen LCS Compliance Testing Laboratory Ltd. for Shenzhen Yale Electronics Co., Ltd's AWEI True Wireless Earbuds, confirming compliance with RoHS Directive 2011/65/EU and amendments.

lang:en score:14 filesize: 480.39 K page\_count: 2 document date: 2024-01-25




[pdf] Test Report

CERTIFICATE Jackey Qiu TEST REPORT Sunsky T12S T15P T1 PRO T26 T28 T29 T29P T52 T6 T36S T11P T28P T13S T13 TP 1 2 3 5 6 7 8 9 TP IP6D1581 ROHS Report upload sunsky online res certificate |||

Zhongshan LCS Compliance Testing Laboratory Ltd. Add:Y1403, 14th floor, one of the 15 east xinxing a ... 51, T52, T53, T55, T61, T60, T62, T63, T64, T65, T66, T67, T68, T69, T70, T73, T71, T75, T76, T77, **T78**, T80, T81, T82, T83, T84, T86, T87, T88, T89, T90, T91, T92, T93, T94, T95, T96, T97, T98, T99...

lang:en score:12 filesize: 1.34 M page\_count: 7 document date: 2024-01-25



[The Record Changer: Vintage Jazz Music & Record Reviews](#)

Explore vintage jazz music, artist profiles, record reviews, and historical insights from 'The Record Changer' magazine, a definitive publication for jazz enthusiasts.

lang:en **score:12** filesize: 41.34 M page\_count: 386 document date: 2014-09-17