

VTech 80-571804

VTech Marble Rush S300 Marble Run Game Kit

Model: 80-571804 | Brand: VTech

INTRODUCTION

The VTech Marble Rush S300 is an interactive marble run game kit designed for children. This comprehensive set includes 61 components, 12 MarBalls (marbles), a double-sided playmat, and 6 tokens, allowing for the creation of a fun and engaging marble track.

The kit offers various game modes that help develop dexterity and can be enjoyed by two players. Its versatile design promotes motor skills, creativity, spatial thinking, and an understanding of cause-and-effect principles through hands-on play.

Safety Warning

WARNING: Not suitable for children under 3 years. Contains parts that can be swallowed and small parts. Choking hazard.

COMPONENTS

The VTech Marble Rush S300 kit includes the following main components:

- 61 construction components for track building
- 12 MarBalls (marbles)
- 1 double-sided playmat
- 6 game tokens
- Color assembly instructions



Figure 1: Overview of the VTech Marble Rush S300 assembled kit, showcasing various track elements, MarBalls, and the playmat.

SETUP

Assembly of the VTech Marble Rush S300 is straightforward with the included color assembly instructions. The kit offers countless possibilities for building tracks with curves, ramps, secret passages, and labyrinths.

1. **Unpack Components:** Carefully remove all components from the packaging and verify that all 61 construction pieces, 12 MarBalls, the double-sided playmat, and 6 tokens are present.
2. **Consult Instructions:** Refer to the detailed color assembly instructions provided in the box. These

instructions illustrate various track configurations and step-by-step assembly guides.

3. **Assemble Track:** Connect the track pieces according to your chosen design or one of the suggested configurations in the manual. Ensure all connections are secure to prevent the MarBalls from derailing.
4. **Place Playmat:** Position the double-sided playmat on a flat, stable surface. The playmat provides a base for the marble run and features game zones.
5. **Integrate Game Elements:** Attach any specific game elements, such as the catapult or scoring zones, as indicated in the assembly instructions for the desired game mode.



Inklusive Aufbauanleitungen für verschiedene Spiele

Figure 2: Examples of different marble run configurations possible with the S300 kit, demonstrating its versatility.

OPERATING INSTRUCTIONS

The VTech Marble Rush S300 offers two age-appropriate game levels and multiple play modes to enhance engagement and learning.

Game Modes:

- **Tic-Tac-Toe:** Players take turns placing 3 MarBalls in a row (horizontally, vertically, or diagonally) on the designated playmat area to win.
- **Catapult Challenge:** Use the integrated catapult to launch MarBalls into the basket or target zones to score points.
- **Duel:** Compete against another player to reach specific objectives or score as many points as possible within a set time or number of turns.
- **Golden MarBall Middle:** The player who successfully hits the central target with a MarBall wins the round.

The kit is designed for children aged 4 to 12 years, promoting various developmental skills:

- **Motor Skills:** Enhances fine motor skills through assembly and manipulation of components.
- **Creativity:** Encourages imaginative track designs and problem-solving.
- **Spatial Thinking:** Develops understanding of space, distance, and trajectory.
- **Cause and Effect:** Teaches how actions (building the track, launching marbles) lead to specific outcomes.



Figure 3: A child actively engaging with the Marbles Rush S300, demonstrating interactive play.

MAINTENANCE

Proper maintenance ensures the longevity and optimal performance of your VTech Marble Rush S300 kit.

- **Cleaning:** All plastic components can be wiped clean with a soft, damp cloth. Do not use harsh chemicals or abrasive cleaners, as these may damage the plastic or printed surfaces.
- **Storage:** When not in use, disassemble the marble run and store all components, MarBalls, and the playmat in their original packaging or a suitable storage container to prevent loss or damage. Store in a cool, dry place away from direct sunlight.
- **Inspection:** Periodically inspect all track pieces and connectors for any signs of wear, cracks, or damage. Replace any broken components to ensure safe and smooth operation.

TROUBLESHOOTING

If you encounter any issues with your VTech Marble Rush S300, refer to the following common troubleshooting tips:

- **Marbles Getting Stuck:**
 - Ensure all track pieces are securely connected and properly aligned.
 - Check for any foreign objects or debris within the track.
 - Verify that the track has sufficient slope for gravity to propel the MarBalls.
- **Pieces Not Fitting Together:**
 - Confirm you are using the correct pieces as indicated in the assembly instructions.
 - Apply gentle, even pressure when connecting pieces. Do not force them.
 - Ensure there is no obstruction in the connection points.
- **MarBalls Not Launching from Catapult:**
 - Ensure the MarBall is correctly seated in the catapult mechanism.
 - Check that the catapult mechanism is fully reset before attempting to launch.

If the issue persists, consult the detailed assembly instructions or contact customer support.

SPECIFICATIONS

Product Dimensions (L x W x H)	13.3 x 32.5 x 24.1 cm
Weight	895 grams
Manufacturer Recommended Age	4 - 12 years
Educational Value(s)	Motor skills, Creativity, Spatial thinking, Cause and effect
Manufacturer Reference	80-571804
Number of Players	2 players

Self-assembly Product	Yes
Battery(ies) / Cell(s) Required	No
Battery(ies) / Cell(s) Included	No
Main Material	Plastic
Color	Multicolor
Compatibility	Compatible with all Marble Rush kits

WARRANTY INFORMATION

VTech products are manufactured to high-quality standards. For specific warranty details regarding your Marble Rush S300 kit, please refer to the warranty card included in the product packaging or visit the official VTech website for your region.



Please retain your proof of purchase for any warranty claims.





CUSTOMER SUPPORT

For further assistance, technical support, or inquiries regarding spare parts, please contact VTech customer service. Contact information can typically be found on the VTech official website or on the product packaging.

When contacting support, please have your product model number (80-571804) and a description of your issue ready.

Related Documents - 80-571804

	<p>VTech Marble Rush Tip & Swirl Set Instruction Manual</p> <p>Official instruction manual for the VTech Marble Rush™ Tip & Swirl Set™. Discover how to build exciting marble courses, play, and maintain your toy. Includes safety warnings, assembly tips, and support information from VTech.</p>
	<p>VTech Marble Rush 5036 Construction Set Instructions</p> <p>Step-by-step assembly instructions and building ideas for the VTech Marble Rush 5036 construction set. Explore new challenges and learning tips for building exciting marble runs.</p>

	<p>VTech Marble Rush: Build and Play Guide</p> <p>A comprehensive guide to building and playing with the VTech Marble Rush set, featuring multiple challenge levels and construction ideas.</p>
	<p>VTech Marble Rush 5598 Shuttle Blast-Off Set: Assembly Guide</p> <p>Comprehensive assembly instructions and component guide for the VTech Marble Rush 5598 Shuttle Blast-Off Set, detailing construction levels, parts, and play tips for an engaging learning experience.</p>
	<p>VTech Marble Rush: Build and Play Guides</p> <p>Explore new challenges and exciting learning tips with the VTech Marble Rush. Discover new plans at multiple challenge levels and find more ways to play and build. This guide provides detailed construction plans for various levels.</p>
	<p>VTech Marble Rush Discovery Starter Set Instruction Manual</p> <p>Official instruction manual for the VTech Marble Rush Discovery Starter Set, providing setup guidance, safety warnings, and care instructions for the marble run playset.</p>