

Audio Pro C10 MKII-WiiM Edition

Audio Pro C10 MKII Wireless Speaker, WiiM Edition User Manual

Model: C10 MKII-WiiM Edition | Brand: Audio Pro

1. INTRODUCTION

This manual provides detailed instructions for the setup, operation, and maintenance of your Audio Pro C10 MKII Wireless Speaker, WiiM Edition. Please read this manual thoroughly before using the product to ensure optimal performance and longevity.



Front view of the Audio Pro C10 MKII Wireless Speaker, WiiM Edition.

2. WHAT'S IN THE BOX

Verify that all components are present in the packaging:

- Audio Pro C10 MKII Wireless Speaker
- Power Cable

- Quick Start Guide

3. SETUP

Follow these steps to set up your speaker for the first time:

1. **Unpack the Speaker:** Carefully remove the speaker and all accessories from the packaging.
2. **Placement:** Position the speaker on a stable, flat surface. Ensure adequate ventilation around the unit.
3. **Connect Power:** Connect the provided power cable to the speaker's power input and then to a wall outlet.
4. **Initial Power On:** Press the power button on the speaker. The indicator light will illuminate.
5. **WiiM Home App Setup:** Download the WiiM Home App from your device's app store. Open the app and follow the on-screen instructions to connect your speaker to your Wi-Fi network. This step is crucial for accessing streaming services and multi-room functionality.



Visual guide for the quick and simple setup process.

Connectivity Options

The C10 MKII offers various connectivity options:

- **Wi-Fi:** For high-fidelity streaming and multi-room audio via the WiiM Home App, AirPlay 2, Google Cast, Spotify Connect, and TIDAL Connect.
- **Bluetooth 5.0:** For direct wireless connection from compatible devices.
- **Line In (RCA):** For connecting external audio sources such as turntables (RIAA pre-amp may be needed) or CD players.
- **Ethernet:** For a stable wired network connection.

Versatile and Powerful

80 Watt Output

WiFi

works with **WiiM**

 Google Cast

 Works with
Apple AirPlay

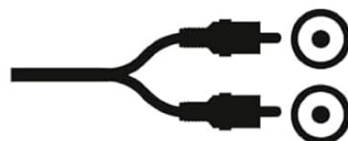
 **TIDAL**
connect

 Spotify 

BLUETOOTH

 **Bluetooth® 5.0**

LINE IN



RIAA-amp
may be needed.



Rear panel connections and supported wireless technologies.

4. OPERATING INSTRUCTIONS

4.1. WiiM Home App Control

The WiiM Home App is the primary interface for controlling your speaker. It allows you to:

- Browse and stream music from over 20 popular services (Spotify, TIDAL, Amazon Music, etc.).
- Manage multi-room audio setups.
- Adjust speaker settings and apply room correction.
- Create and manage smart presets.

Feature-Rich WiiM Home App

Control your content and devices from one place



Available on iOS, Android, Windows (beta), Mac OS (beta).

The WiiM Home App provides comprehensive control over your music and devices.

4.2. Multi-Room Audio & Stereo Pairing

Expand your listening experience by connecting multiple Audio Pro speakers or other compatible devices through the WiiM Home App. You can play the same music across all rooms or different music in each room. Stereo pairing allows two C10 MKII speakers to function as left and right channels for an enhanced stereo soundstage.



Multi-room audio setup and control via the WiiM Home App.

4.3. Voice Control

The speaker supports hands-free voice control through Google Assistant or Siri. To use this feature, you will need a compatible device such as a Google Home device, HomePod, or a smartphone with the respective voice assistant enabled and linked to your speaker setup.



Control options including the physical remote, smartphone app, and voice assistants.

4.4. Smart Presets

The speaker features six programmable smart presets. These can be configured via the WiiM Home App to quickly access your favorite playlists, radio stations, or streaming services with a single touch on the speaker's top panel or remote control.

Quick and Simple Set Up




Step 1

Plug your speaker into a power outlet.



Step 2

Use the WiiM Home App to connect to your network.



Step 3

Configure your device and link your music accounts to start streaming Hi-Res audio instantly.

The speaker's top panel and remote control feature six smart preset buttons.

5. MAINTENANCE

- **Cleaning:** Use a soft, dry cloth to clean the speaker's exterior. Avoid abrasive cleaners or solvents.
- **Dust:** Regularly dust the speaker to prevent accumulation, especially around vents and grilles.
- **Environment:** Keep the speaker away from direct sunlight, heat sources, and moisture. Ensure it is placed in a well-ventilated area.
- **Power:** Disconnect the power cable during electrical storms or when the unit is unused for extended periods.

6. TROUBLESHOOTING

Problem	Possible Cause	Solution
No power	Power cable not connected; outlet not active.	Ensure power cable is securely connected to both the speaker and a working power outlet.
No sound	Volume too low; incorrect input selected; device not connected.	Increase volume. Verify correct input source (Wi-Fi, Bluetooth, Line In). Ensure source device is playing and connected.
Cannot connect to Wi-Fi	Incorrect Wi-Fi password; speaker out of range; router issue.	Double-check Wi-Fi password. Move speaker closer to router. Restart router and speaker. Re-attempt setup via WiiM Home App.
Bluetooth pairing issues	Speaker not in pairing mode; device already connected; interference.	Ensure speaker is in Bluetooth pairing mode. Disconnect from other devices. Move closer to the Bluetooth source.
Multi-room audio not syncing	Network congestion; weak Wi-Fi signal.	Ensure a strong Wi-Fi signal for all speakers. Reduce network traffic. Consider a wired Ethernet connection for critical speakers.

7. SPECIFICATIONS

Feature	Detail
Model Name	C10 MKII-WiiM Edition Speaker
Speaker Type	Multi Room
Special Features	AirPlay 2, Google Cast, Spotify Connect, TIDAL Connect, DLNA, SqueezeLite
Compatible Devices	Laptop, Smartphone, Tablet, Television
Unit Count	1.0 Count
Surround Sound Channel Configuration	2.1
Color	Black
Included Components	C10 MKII Wireless Speaker, Power Cable, Quick Start Guide
Product Dimensions	7.3"D x 12.6"W x 6.5"H
Item Weight	9.3 Pounds
Water Resistance Level	Not Water Resistant
Warranty Type	Standard
Maximum Range (Wireless)	100 Feet
Number of Items	1
Control Method	App, Voice
Wireless Communication Technology	Bluetooth, Wi-Fi
Speaker Size	5.25 Inches
Power Source	Corded Electric
Woofer Diameter	5 Inches
Tweeter Diameter	0.75 Inches
Audio Driver Type	Dynamic Driver
Bluetooth Range	30 Feet
Audio Latency	1 Milliseconds
Speaker Maximum Output Power	80 Watts
Connectivity Technology	Bluetooth, Ethernet, RCA, Wi-Fi
Audio Output Mode	Stereo
Mounting Type	Tabletop Mount

8. WARRANTY INFORMATION

The Audio Pro C10 MKII Wireless Speaker comes with a standard manufacturer's warranty. For specific details regarding warranty coverage, duration, and terms, please refer to the warranty card included in your product packaging or visit the official Audio Pro website. Keep your proof of purchase for warranty claims.

9. SUPPORT




For further assistance, technical support, or to download the latest version of the WiiM Home App, please visit the official Audio Pro or WiiM support websites. You can also refer to the Quick Start Guide for initial setup help.

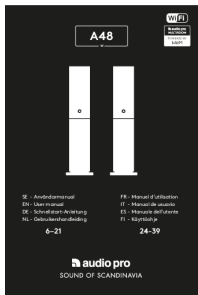
- **Audio Pro Website:** www.audiopro.com
- **WiiM Home App:** Available on iOS App Store and Google Play Store.



© 2024 Audio Pro. All rights reserved.

Related Documents

	<p>Audio Pro C5 MkII W: WiFi Wireless Multiroom Speaker - HiFi, AirPlay 2, Google Cast</p> <p>Explore the Audio Pro C5 MkII W, a compact WiFi wireless multiroom speaker powered by WiiM. Features AirPlay 2, Google Cast, Spotify Connect, Bluetooth, and HiFi sound.</p>
	<p>Audio Pro A15 W Wireless Speaker: User Manual, Setup, and Specifications</p> <p>Comprehensive user manual for the Audio Pro A15 W wireless speaker, covering setup, connectivity, features like Spotify Connect, AirPlay 2, Google Cast, Bluetooth, technical specifications, compliance information, and safety guidelines.</p>
	<p>Audio Pro A10 MkII W Wireless Speaker User Manual and Guide</p> <p>Comprehensive user manual for the Audio Pro A10 MkII W wireless speaker. Learn about setup, Wi-Fi and Bluetooth connectivity, multiroom audio, Spotify Connect, AirPlay 2, Google Cast, controls, safety precautions, and technical specifications.</p>



[Audio Pro A48 W Wireless HiFi Speaker System User Manual](#)

Comprehensive user manual for the Audio Pro A48 W wireless HiFi speaker system, covering setup, connectivity, features, specifications, and safety information.