

## Duux DXCH43

# Duux Zone Ceramic Heater DXCH43 User Manual

Model: DXCH43

## 1. INTRODUCTION

---

Thank you for choosing the Duux Zone Ceramic Heater. This compact and efficient electric heater is designed to provide comfortable warmth in various indoor environments. Featuring a ceramic heating element, multiple heat settings, and oscillation, it offers personalized climate control. Please read this manual thoroughly before use to ensure safe and optimal operation.



Image 1.1: Duux Zone Ceramic Heater (White)

## 2. SAFETY INSTRUCTIONS

---

**WARNING: Read all safety warnings and instructions. Failure to follow the warnings and instructions may result in electric shock, fire, or serious injury.**

- Always place the heater on a firm, level surface.
- Do not cover the heater or block the air inlets/outlets.
- Keep flammable materials (furniture, curtains, paper, clothing, etc.) at least 1 meter (3 feet) from the front, sides, and rear of the heater.
- Do not use the heater in areas where gasoline, paint, or flammable liquids are stored.
- This appliance is equipped with an **integrated overheat protection** system. If the heater overheats, it will automatically shut off. Unplug the unit, allow it to cool, and remove any obstructions before restarting.
- The Zone heater also features **tip-over protection**. If the heater is accidentally knocked over, it will automatically switch off. Place it upright on a stable surface to resume operation.
- Thanks to its **IP21 protection rating**, the Zone heater can be safely used in damp rooms, such as bathrooms, provided it is not directly exposed to water spray.
- Do not operate any heater with a damaged cord or plug, or after the heater malfunctions or has been dropped or damaged in any manner.
- Unplug the heater when not in use.

# Une sécurité à toute épreuve

Avec une **protection intégrée** contre la surchauffe et un interrupteur de sécurité antibasculement.



Image 2.1: Tip-over protection feature

## 3. PACKAGE CONTENTS

Please check the contents of your package. If any items are missing or damaged, contact your retailer.

- Duux Zone Ceramic Heater Unit
- User Manual

## 4. PRODUCT OVERVIEW

The Duux Zone Ceramic Heater features intuitive touch controls located on the top panel for easy operation.



# Adapté à vos besoins

Commande tactile simple avec **trois** options de **thermostat préréglées** et un mode de **refroidissement**.



Image 4.1: Top Control Panel

## Control Functions:

- **Power Button:** Turns the unit on/off.
- **Heating Settings:** Cycles through three heating modes (low, medium, high).
- **Cooling Mode:** Activates fan-only mode for air circulation without heat.
- **Oscillation:** Activates or deactivates the 60-degree horizontal oscillation function.
- **Thermostat Options:** Selects from four preset thermostat levels to maintain desired room temperature.

## 5. SETUP

1. Unpack the heater and remove all packaging materials.
2. Place the heater on a stable, flat, and heat-resistant surface. Ensure there is at least 1 meter (3 feet) of clear space around the heater to allow for proper airflow.
3. Plug the power cord into a grounded electrical outlet. Ensure the voltage matches the specifications of the heater (240 Volts).

## 6. OPERATING INSTRUCTIONS

---

The Duux Zone heater offers flexible control over your environment with its various modes and settings.

### Power On/Off

- Press the Power button on the top panel to turn the heater on or off.

### Heating Modes

The heater provides powerful heat up to 1500 W. Press the Heating Settings button to cycle through the three available heating levels:

- Low Heat
- Medium Heat
- High Heat (up to 1500W)

### Cooling Mode (Fan Only)

For warmer days, you can switch to cooling mode. Press the Cooling Mode button to activate the fan without heat, providing air circulation.

### Thermostat Control

The Zone heater features four preset thermostat options to maintain your desired room temperature. Press the Thermostat Options button to select the appropriate setting.

### Oscillation Function

To distribute heat evenly across your room, activate the horizontal oscillation. Press the Oscillation button to start or stop the 60-degree horizontal swing.

## Votre oasis de chaleur personnelle

Avec une puissance de chauffage de **1.500 W** et une oscillation de 60°, la chaleur est uniformément répartie.



Image 6.1: Horizontal Oscillation for even heat distribution

## 7. MAINTENANCE

Regular cleaning and maintenance will help ensure the longevity and efficient operation of your Duux Zone Ceramic Heater.

### Cleaning

1. Always unplug the heater and allow it to cool completely before cleaning.
2. Wipe the exterior surfaces with a soft, damp cloth. Do not use abrasive cleaners or solvents.
3. Use a vacuum cleaner with a brush attachment to gently remove dust from the air inlets and outlets.
4. Never immerse the heater in water or any other liquid.

### Storage

When not in use, store the heater in a cool, dry place, preferably in its original packaging, away from direct sunlight and moisture.

## 8. TROUBLESHOOTING

If you encounter issues with your Duux Zone Ceramic Heater, please refer to the following common problems and solutions:

Problem	Possible Cause	Solution
Heater does not turn on.	No power, tip-over switch activated, or overheat protection activated.	Check power outlet. Ensure heater is upright on a stable surface. Unplug, allow to cool for 30 minutes, then plug back in.
No heat output.	Heater is in cooling mode, or thermostat setting is too low.	Ensure a heating mode is selected. Adjust thermostat to a higher setting.
Oscillation not working.	Oscillation function is not activated.	Press the Oscillation button on the control panel.
Unusual noise or smell.	Dust accumulation, or internal component issue.	Unplug immediately. Clean the heater as per maintenance instructions. If problem persists, discontinue use and contact support.

If the problem persists after attempting these solutions, please contact Duux customer support.

## 9. SPECIFICATIONS

---

Technical details for the Duux Zone Ceramic Heater (Model DXCH43).



# Pourquoi vous allez l'adorer

-  Consommation électrique 700 - 1500W
-  Accélération de la propagation de la chaleur
-  Oscillation horizontale à 60 degrés
-  Trois réglages de chauffage
-  Protection contre la surchauffe et le renversement

Couleurs disponibles:



Image 9.1: Key Features and Dimensions

Feature	Detail
Brand	Duux
Model Number	DXCH43
Color	White
Product Dimensions (L x W x H)	12 x 23.7 x 15.5 cm
Item Weight	1.4 Kilograms
Power	1500 Watts
Voltage	240 Volts
Number of Speeds	3





Feature	Detail
Special Features	Adjustable thermostat, horizontal oscillation, energy-saving, automatic shut-off, overheat protection, tip-over protection
Form Factor	Compact, table heater
Indoor/Outdoor Use	Indoor
Recommended Uses	Home, Bathroom
Mounting Type	Tabletop
Burner Type	Ceramic
Spare Parts Availability	10 Years



## 10. WARRANTY AND SUPPORT

Duux products are manufactured to high-quality standards. For information regarding the warranty period and conditions, please refer to the warranty card included with your purchase or visit the official Duux website.

For technical support, troubleshooting assistance, or to inquire about spare parts, please contact Duux customer service through their official channels. Please have your model number (DXCH43) and purchase details ready when contacting support.

### Related Documents - DXCH43

	<a href="#">Duux Zone Ceramic Heater Quick Start Guide</a> Quick start guide for the Duux Zone ceramic heater, covering installation, usage, settings, and cleaning. Features include adjustable heat levels, thermostat control, cooling mode, and horizontal oscillation.
	<a href="#">Duux Threesixty Smart Ceramic Heater User Manual</a> User manual for the Duux Threesixty Smart Ceramic Heater, providing detailed instructions on safe operation, installation, features, maintenance, and technical specifications. Learn how to use the Duux app for enhanced control.
	<a href="#">Duux Baby Projector User Guide: Setup, Functions, and Support</a> Get the most out of your Duux Baby Projector with this comprehensive user guide. Learn about installation, features like star projection and lullabies, maintenance, warranty, and troubleshooting.
	<a href="#">Duux Bora Smart Dehumidifier Quick Start Guide</a> Get started quickly with your Duux Bora Smart Dehumidifier. This guide covers main parts, installation, operation, cleaning, and app setup.

	<p><a href="#">Duux Baby Projector User Guide: Features, Installation, and Safety</a></p> <p>Comprehensive user guide for the Duux Baby Projector, covering product overview, installation, functions, maintenance, warranty, and frequently asked questions. Learn how to use your Duux baby projector for a soothing experience.</p>
	<p><a href="#">DUUX DXDH20 User Manual - Darty</a></p> <p>Official user manual and operating instructions for the DUUX DXDH20 product, available from Darty. Find support, tutorials, and store information.</p>

Documents - Duux – DXCH43



[\[pdf\]](#)

DXCH43 CALEFACTOR ZONE PERSONAL CERAMIC 1 500 W BLANCO DUUX Fichas de producto Riverint tienda riverint Fitxes |||

DUUX **DXCH43** CALEFACTOR ZONE PERSONAL CERAMIC 1.500 W BLANCO

Con Zone, usted decide la temperatura perfecta. Seleccione entre tres ajustes manuales de calor para encontrar la temperatura perfecta o cambie a la configuracin de fro en los das ms clidos. Las tres opciones de termostato predefinidas le ...

lang:es score:38 filesize: 268.24 K page\_count: 1 document date: 2024-10-22



[Duux Zone Ceramic Heater Quick Start Guide](#)

Quick start guide for the Duux Zone ceramic heater, covering installation, usage, settings, and cleaning. Features include adjustable heat levels, thermostat control, cooling mode, and horizontal oscillation.

lang:de score:34 filesize: 2.12 M page\_count: 2 document date: 2024-08-12