

[manuals.plus](#) /

› [LongPlus](#) /

› [LongPlus Solar 4G LTE Cellular Security Camera Wireless, 2K No WiFi Security Camera, Solar Battery Powered Outdoor Camera Wireless, 360° View, Color Night Vision, Smart AI Detection User Manual](#)

LongPlus X83

LongPlus Solar 4G LTE Cellular Security Camera

Model: **X83** | Brand: **LongPlus**

INTRODUCTION

This manual provides detailed instructions for the installation, operation, and maintenance of your LongPlus Solar 4G LTE Cellular Security Camera. Designed for versatile surveillance, this camera offers 2K resolution, color night vision, and smart AI detection, making it ideal for locations without traditional Wi-Fi or electrical power.

Off-Grid Security Solution

**No Wi-Fi, No Power
No Problem**

3Hrs
All-day power

1.5X
Charging efficiency



The LongPlus 4G LTE Cellular Security Camera is an ideal off-grid security solution for various environments.

WHAT'S IN THE BOX

- Security Camera with Bracket
- Pack of Screws
- Reset Needle
- USB Cable
- Quick Start Guide



All components included for a complete setup.

SETUP GUIDE

1. **Charge the Camera:** Before initial use, ensure the camera's built-in 9000mAh battery is fully charged using the provided USB cable or by exposing the solar panel to direct sunlight.
2. **Insert SIM Card and SD Card:** The camera comes with a pre-installed 32GB SD card and a prepaid 4G LTE data SIM card. Insert the SIM card into the designated slot. The camera supports 4G LTE networks from Verizon, T-Mobile, and AT&T.
3. **Download the App:** Download the UBox app from your smartphone's app store.
4. **Pair the Camera:** Follow the in-app instructions to pair your camera. This typically involves scanning a QR code on the camera.
5. **Mount the Camera:** Choose a suitable location for mounting, ensuring optimal solar exposure for continuous power. Use the included screws and bracket for secure installation.

With 4G Module It Can be Placed Anywhere



The camera operates on 4G LTE, making it suitable for locations without Wi-Fi.

OPERATING INSTRUCTIONS

Live View and Playback

Access live 2K video streams and review recorded footage directly from the UBox app on your smartphone. The camera offers a 355° panoramic view and 3X digital zoom, allowing you to monitor your property

comprehensively.

360 Degree Panoramic View



AI Detection



Two-Way Audio



Control the camera's 360° pan and 90° tilt for a complete view without blind spots.

Smart AI Detection and Alerts

The camera features PIR motion detection with smart AI capabilities to distinguish between human and pet motion. Upon detecting humanoid motion, the camera automatically triggers an audio and strobe light alarm to deter intruders. Instant notifications are sent to your phone via the UBox app.

PIR Motion Detection

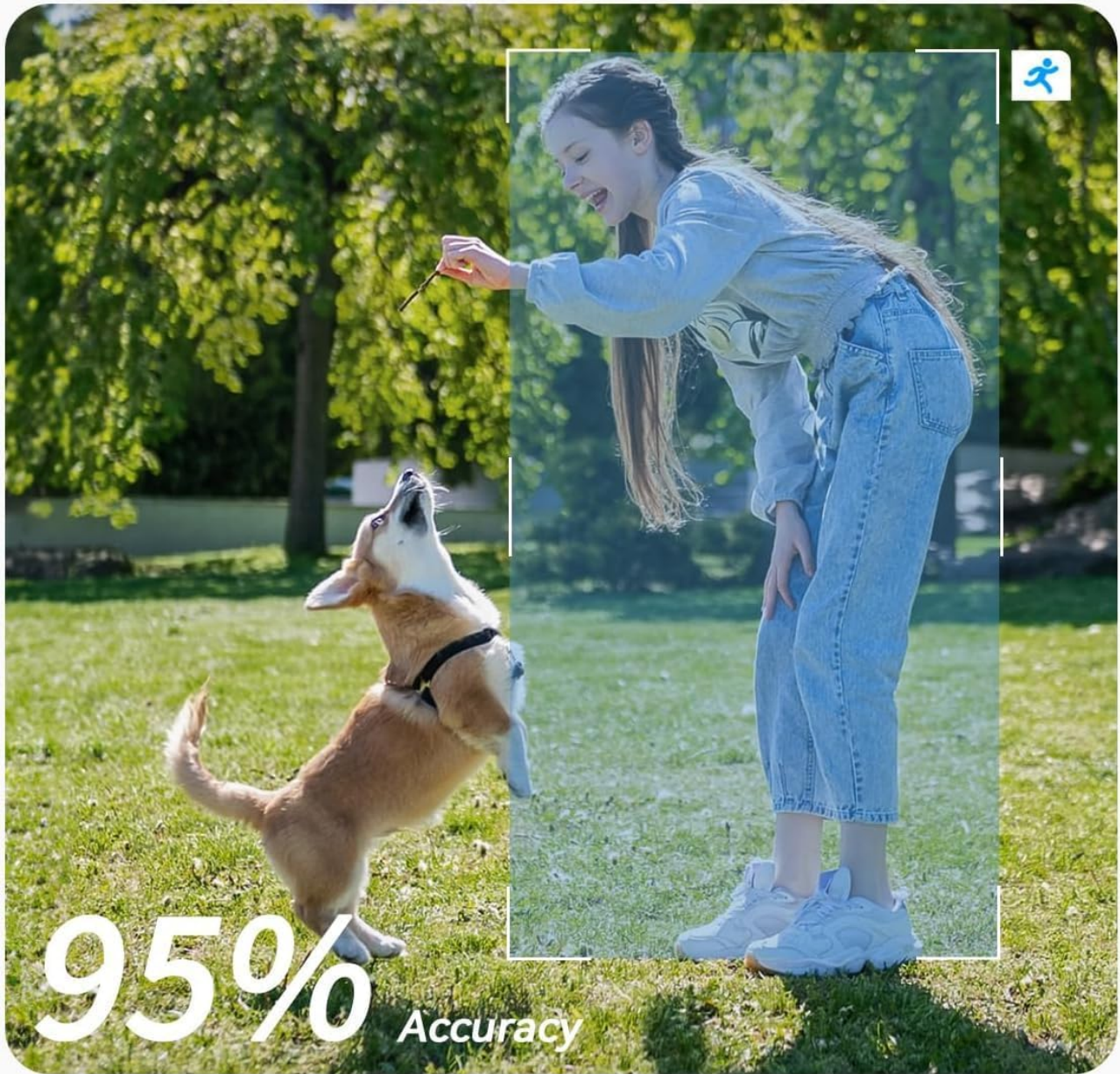
Let AI Find the Shot, Make Intelligent Push Alert



Person



Pet



Accurate PIR motion detection with AI for precise alerts.

2K Color Night Vision

Equipped with advanced color night vision technology, the camera captures vivid and clear 2K QHD resolution images even in low-light conditions, up to 33 feet.

2K Full Color Night Vision

See more details in the dark

f/1.6

Lens

3 X

Digital Zoom

40-60ft

Visible Distance

30-40ft

Detection range



See more details in the dark with 2K full color night vision.

Two-Way Audio

Utilize the built-in microphone and speaker for two-way communication, allowing you to speak to visitors or deter unwanted guests remotely.

Official Product Video

Your browser does not support the video tag.

Official product video demonstrating key features and functionalities of the LongPlus 4G LTE Cellular Security Camera.

MAINTENANCE

Power Management

The camera is self-sustaining with its integrated solar panel and 9000mAh rechargeable battery. Ensure the solar panel is positioned to receive adequate direct sunlight for optimal charging. Regular exposure to sunlight will keep the battery charged, eliminating the need for frequent manual recharging.

Self-Sustaining with Forever Power



The solar panel provides continuous power, reducing maintenance needs.

Weather Resistance

The camera boasts an IP65 waterproof rating, designed to withstand various extreme weather conditions, ensuring reliable operation year-round.

Local Storage

The camera supports up to 128GB of expandable SD card storage for local recording. Regularly check the

storage capacity and back up important footage as needed.

TROUBLESHOOTING

- **Camera Offline:** Ensure the SIM card has an active data plan and is properly inserted. Check cellular signal strength in the camera's location. Recharge the battery if low.
- **Poor Video Quality:** Ensure the camera lens is clean. Check for obstructions in the camera's field of view. Verify cellular signal strength for optimal streaming.
- **Motion Detection Issues:** Adjust the detection sensitivity settings in the UBox app. Ensure the camera's view is clear of excessive movement from trees or other non-threats.
- **Battery Not Charging:** Confirm the solar panel is clean and receiving direct sunlight for at least 3 hours daily. Check the connection between the solar panel and the camera.

SPECIFICATIONS

Feature	Detail
Model Name	4G LTE Cellular Solar Security Camera
Video Capture Resolution	2K, 3MP
Power Source	Battery Powered (9000mAh), Solar Panel
Connectivity Technology	Wireless (4G LTE Cellular)
Viewing Angle	130 Degrees (355° Pan, 90° Tilt)
Night Vision Range	33 Feet (Color Night Vision)
Storage	32 GB Micro SD (included), up to 128 GB supported
Weather Resistance	IP65 Waterproof
Special Features	2-Way Audio, 2K Color Night Vision, AI Motion Detection, Local Recording, PTZ Technology
Dimensions	3 x 2 x 3 inches
Item Weight	2.14 pounds

Seamless Cellular Connectivity

Based on the Qualcomm 4G LTE IoT chip the system ensures robust security, high-speed performance, and operational efficiency









Powered by a Qualcomm 4G LTE IoT chip for robust and efficient performance.

WARRANTY AND SUPPORT

LongPlus is committed to providing high-quality products and excellent customer service. For any inquiries, technical assistance, or warranty claims, please refer to the contact information provided in your Quick Start Guide or visit the official LongPlus website. Our 24/7 customer service is available online to assist you.

Related Documents - X83

	<p>LongPlus Smart WIFI Camera LCY4B Instruction Manual</p> <p>Instruction manual for the LongPlus Smart WIFI Camera (model LCY4B) by Herospeed Technology Limited. Covers product overview, installation, setup via the LongPlus APP, account binding and sharing, firmware updates, and FCC compliance.</p>
	<p>LongPlus Quick Start Guide</p> <p>A comprehensive quick start guide for the LongPlus wireless smart battery camera, covering setup, installation, features, and troubleshooting.</p>
	<p>LongPlus IP Camera Quick Start Guide and Setup</p> <p>Comprehensive guide for setting up and using the LongPlus IP Camera, including app download, device pairing, installation, sharing features, charging, firmware updates, and troubleshooting.</p>
	<p>LongPlus Wireless Smart Battery Camera Quick Start Guide</p> <p>A comprehensive quick start guide for the LongPlus wireless smart battery camera, covering setup, installation, sharing, charging, specifications, and troubleshooting.</p>
	<p>LongPlus PoE Camera Security System Quick Start Guide</p> <p>A quick start guide for the LongPlus PoE Camera Security System, covering NVR and camera introductions, installation, connection, operation via local interface, web, and mobile app, frequently asked questions, and safety instructions.</p>
	<p>LongPlus BirdCare Feeder Cam Quick Guide</p> <p>A quick guide for setting up and using the LongPlus BirdCare Feeder Cam, including installation, charging, and basic operation.</p>