

Manuals+

[Q & A](#) | [Deep Search](#) | [Upload](#)

[manuals.plus](#) /

› [GOPLANT](#) /

› [GOPLANT V05 1500 Lumens Pistol Light & PB03 Tactical Battle Belt User Manual](#)

GOPLANT V05 Pistol Light and PB03 Tactical Battle Belt

GOPLANT V05 1500 Lumens Pistol Light & PB03 Tactical Battle Belt User Manual

Model: V05 Pistol Light, PB03 Tactical Battle Belt

Brand: GOPLANT

INTRODUCTION

This user manual provides comprehensive instructions for the GOPLANT V05 1500 Lumens Pistol Light and the PB03 Tactical Battle Belt. Please read this manual thoroughly before setup and operation to ensure proper use, optimal performance, and safety. This product combines a high-intensity weapon light with a versatile tactical belt, designed for various outdoor, tactical, and industrial applications.

GOPLANT V05 1500 Lumens Pistol Light

The V05 Pistol Light is an ultra-bright weapon-mounted flashlight featuring 1500 lumens of high brightness. It integrates a powerful LED white light with a green laser, offering multiple operational modes for diverse tactical situations.

- **Light Modes:** Strong light, Low light, and Strobe (flicker).
- **Laser:** Integrated green laser for enhanced aiming.
- **Irradiation Distance:** Over 200 meters for white light, up to 500 meters for green laser.
- **Compatibility:** Designed for GL and Picatinny guide rails.
- **Material:** Durable Aluminum construction.



Figure 1: GOPLANT V05 Pistol Light highlighting its 1500 lumen output, 656 feet (200 meters) effective range, 400 mAh battery capacity, and 40 minutes of runtime.



Figure 2: Compact dimensions of the V05 Pistol Light, measuring 2.39 inches in length, 1.53 inches in height, and 1.14 inches in width, with a rail width of 0.78 inches.




Figure 3: The V05 Pistol Light offers versatile operation with three distinct modes: white light flashlight only, combined flashlight and green laser, and green laser only.



Figure 4: The V05 Pistol Light is IPX7 waterproof, ensuring reliable performance even in wet conditions.

GOPLANT PB03 Tactical Battle Belt

The PB03 Tactical Battle Belt is an adjustable nylon combat rigger belt designed for both men and women. It provides a robust platform for attaching various tactical gear and accessories.

- **Material:** Durable Nylon.
- **Adjustability:** Fully adjustable for a comfortable and secure fit.
- **Versatility:** Universal design suitable for pistol holsters, outdoor flashlights, phone bags, and small tool kits.



Figure 5: The GOPLANT PB03 Tactical Battle Belt features a durable camouflage design, quick-release buckle, and multiple attachment points for gear.

Multiple Scenario Applications



Engineering

Artisan

Police

Outdoor Adventure

Figure 6: The PB03 Tactical Battle Belt is suitable for a wide range of applications, including engineering, artisan work, police

duty, and outdoor adventures, showcasing its versatility.

SPECIFICATIONS

Feature	GOPLANT V05 Pistol Light	GOPLANT PB03 Tactical Battle Belt
Brand	GOPLANT	GOPLANT
Material	Aluminum	Nylon
Lumen Output	1500 Lumens	N/A
Laser Type	Green Laser	N/A
Light Irradiation Distance	> 200 meters	N/A
Laser Irradiation Distance	Up to 500 meters	N/A
Switch Installation Type	Picatinny Mount	N/A
Compatible Devices	Handgun	Pistol holsters, outdoor flashlights, phone hanging bags, small tool kits
Night Vision	No	N/A
Light Length	2.39 in / 61 mm	Adjustable
Rail Space Best Fit Size	≥ 2.0 in / 51mm	N/A
Distance from Rail to Tail	~1.82 in / 47mm	N/A

SETUP INSTRUCTIONS

GOPLANT V05 Pistol Light Installation

The V05 Pistol Light is designed for easy installation on Picatinny and GL style rails. Ensure your firearm's rail space meets the minimum requirements for proper fitment.

- 1. Prepare the Rail:** Ensure the firearm's rail is clean and free of debris. Verify that your weapon's rail space is at least 2.0 inches (51mm) and the distance from the rail to the tail is at least 1.82 inches (47mm).

2. **Adjust the Mount:** The V05 light features an adjustable rail mount. Use the manual screw tightening mechanism to adapt it to your specific GL or Picatinny rail.
3. **Slide onto Rail:** Align the light with the rail and slide it into position.
4. **Secure the Light:** Tighten the side screws using the provided Allen wrench until the light is firmly secured to the rail. Ensure there is no wobble.
5. **Laser Calibration:** Use the Allen wrench to adjust the laser's offset (windage and elevation) to zero it with your firearm's point of aim. Adjustments can be made up, down, back, and forth.




Figure 7: Visual guide for installing the V05 Pistol Light on a firearm rail, showing the steps for attachment and securing the device.

Adjustable Rail



Non Adapted Installation




Figure 8: The V05 Pistol Light features an adjustable rail for compatibility, but also illustrates firearm types that are not suitable due to lack of rail space or slots.

GOPLANT PB03 Tactical Battle Belt Setup

The PB03 Tactical Battle Belt is designed for quick and secure fitting, allowing for easy attachment of various accessories.

1. **Adjust Length:** Adjust the belt length to fit comfortably around your waist. Ensure it is snug but not overly tight.
2. **Secure Buckle:** Fasten the quick-release buckle securely.
3. **Attach Accessories:** Utilize the various loops and attachment points on the belt to secure holsters, pouches, and other tactical gear as needed.

OPERATING INSTRUCTIONS (GOPLANT V05 PISTOL LIGHT)

The V05 Pistol Light features intuitive controls for quick mode selection.

- **Power On/Off:** Press the ambidextrous switch once to turn on the strong white light. Press again to turn off.
- **Cycle Light Modes:**
 - Short press once: Strong light.
 - Press twice continuously: Strobe (flicker) light.
 - Press three times continuously: Low light.
- **Activate Laser:** The green laser can be activated independently or in conjunction with the white light. Refer to the mode selection switch on the device to choose between Laser only, Light only, or Light + Laser combination.
- **Laser Adjustment:** Use the provided Allen wrench to fine-tune the laser's point of impact for accuracy.

MAINTENANCE

GOPLANT V05 Pistol Light

- **Cleaning:** Wipe the light's aluminum body with a soft, damp cloth. Avoid using abrasive cleaners or solvents that could damage the finish or optics. Ensure the lens is clean for optimal light output.
- **Battery:** The V05 Pistol Light uses an internal rechargeable battery. Charge the device regularly using the appropriate charging cable (not specified in input, assume standard USB).
- **Storage:** Store the light in a cool, dry place away from direct sunlight and extreme temperatures.

GOPLANT PB03 Tactical Battle Belt

- **Cleaning:** Hand wash the nylon belt with mild soap and water. Air dry completely before storage or use. Do not machine wash or tumble dry.
- **Inspection:** Regularly inspect the buckle, stitching, and attachment points for any signs of wear or damage. Replace if necessary to ensure safety and reliability.

TROUBLESHOOTING

- **Light Not Turning On:**
 - Ensure the battery is charged.
 - Check if the switch is fully pressed.
- **Laser Not Visible/Misaligned:**
 - Verify the laser mode is selected.
 - Use the Allen wrench to adjust the laser's zero.
 - Ensure the laser aperture is not obstructed.

- **Light Wobbly on Rail:**

- Tighten the side screws firmly.
- Ensure the light is correctly seated on the rail and the rail space is compatible.

IMPORTANT SAFETY WARNINGS

- **Laser Safety:**

- **DO NOT** stare directly into the laser beam.
- **DO NOT** point the laser at aircraft or vehicles.
- **DO NOT** point the laser at people or animals.
- Use the laser responsibly and in accordance with local laws and regulations.

- **Firearm Safety:**

- Always follow all standard firearm safety rules when handling a weapon with the light attached.
- Ensure the firearm is unloaded and safe before installing or removing the light.
- Keep your finger off the trigger until ready to fire.

- **General Use:**

- Keep out of reach of children.
- Do not disassemble or modify the product.
- Use only as intended.

WARRANTY AND SUPPORT

For any questions, technical support, or warranty inquiries regarding your GOPLANT V05 Pistol Light or PB03 Tactical Battle Belt, please contact GOPLANT customer service. Refer to the product packaging or the official GOPLANT website for the most current contact information and warranty details.