



Manuals.plus /

› HOMCOM /

› HOMCOM Sectional Sofa with Changeable Chaise (Model 839-553V00DB) User Manual

HOMCOM 839-553V00DB

HOMCOM Sectional Sofa with Changeable Chaise (Model 839-553V00DB) User Manual

Your guide to assembly, use, and maintenance.

1. INTRODUCTION

Thank you for choosing the HOMCOM Sectional Sofa with Changeable Chaise. This manual provides essential information for the safe assembly, operation, and maintenance of your new furniture. Please read all instructions carefully before beginning assembly and retain this manual for future reference.

2. SAFETY INFORMATION

To ensure safe use and prevent injury or damage, please adhere to the following guidelines:

- Always assemble the product according to the provided instructions.
- Do not overload the sofa beyond its weight capacity of 792 lbs (360 kg).
- Keep the sofa away from open flames or high heat sources.
- Supervise children and pets around the sofa to prevent entrapment risks.
- Ensure all connections are secure before use. Periodically check and tighten fasteners as needed.

3. PACKAGE CONTENTS

Verify that all components are present before assembly. If any parts are missing or damaged, please contact customer support.

- Sofa sections (main seating units)
- Ottoman unit
- Back cushions
- Seat cushions
- Legs (Rubberwood)
- Assembly hardware (screws, washers, etc.)
- Assembly tools (if included)
- Instruction manual

4. ASSEMBLY INSTRUCTIONS

The HOMCOM Sectional Sofa requires assembly. It is recommended that 2 people assemble this product. Assembly instructions and tools are included in the packaging.

1. **Unpack Components:** Carefully remove all parts from the packaging. Lay them out on a clean, soft surface to prevent scratches.
2. **Attach Legs:** Securely attach the rubberwood legs to the bottom of each sofa section and the ottoman using the provided hardware. Ensure all screws are tightened.
3. **Connect Sofa Sections:** Align the sofa sections and use the component connectors to securely join them.
4. **Place Cushions:** Position the seat cushions onto the sofa base. The back cushions are removable and can be placed as desired.
5. **Chaise Configuration:** The ottoman can be moved to either the left or right side of the sofa to create a chaise lounge. Simply place the ottoman next to the desired end of the sofa and arrange the seat cushion to extend over it.



Image 1: Detailed dimensions of the HOMCOM Sectional Sofa.

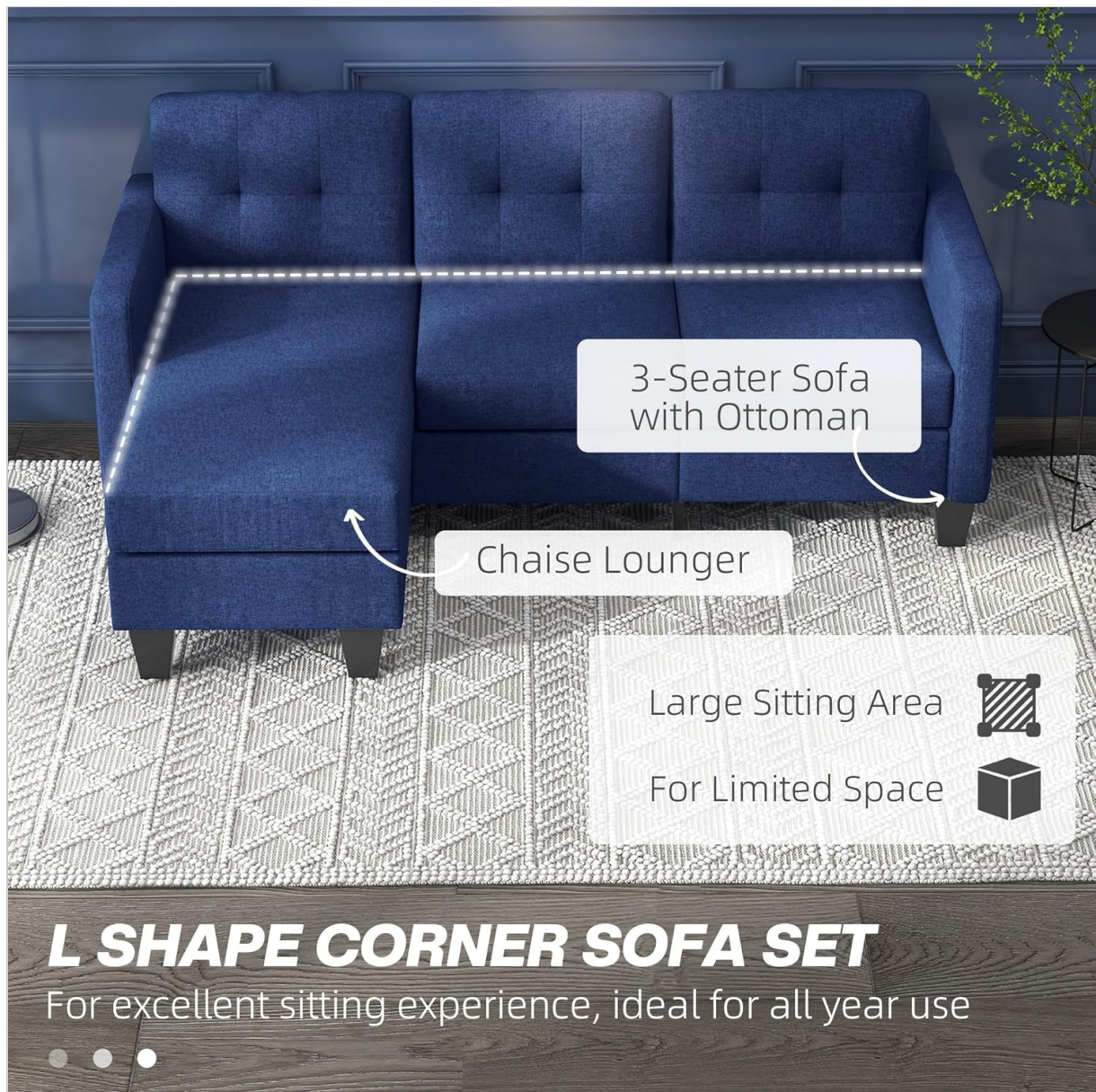
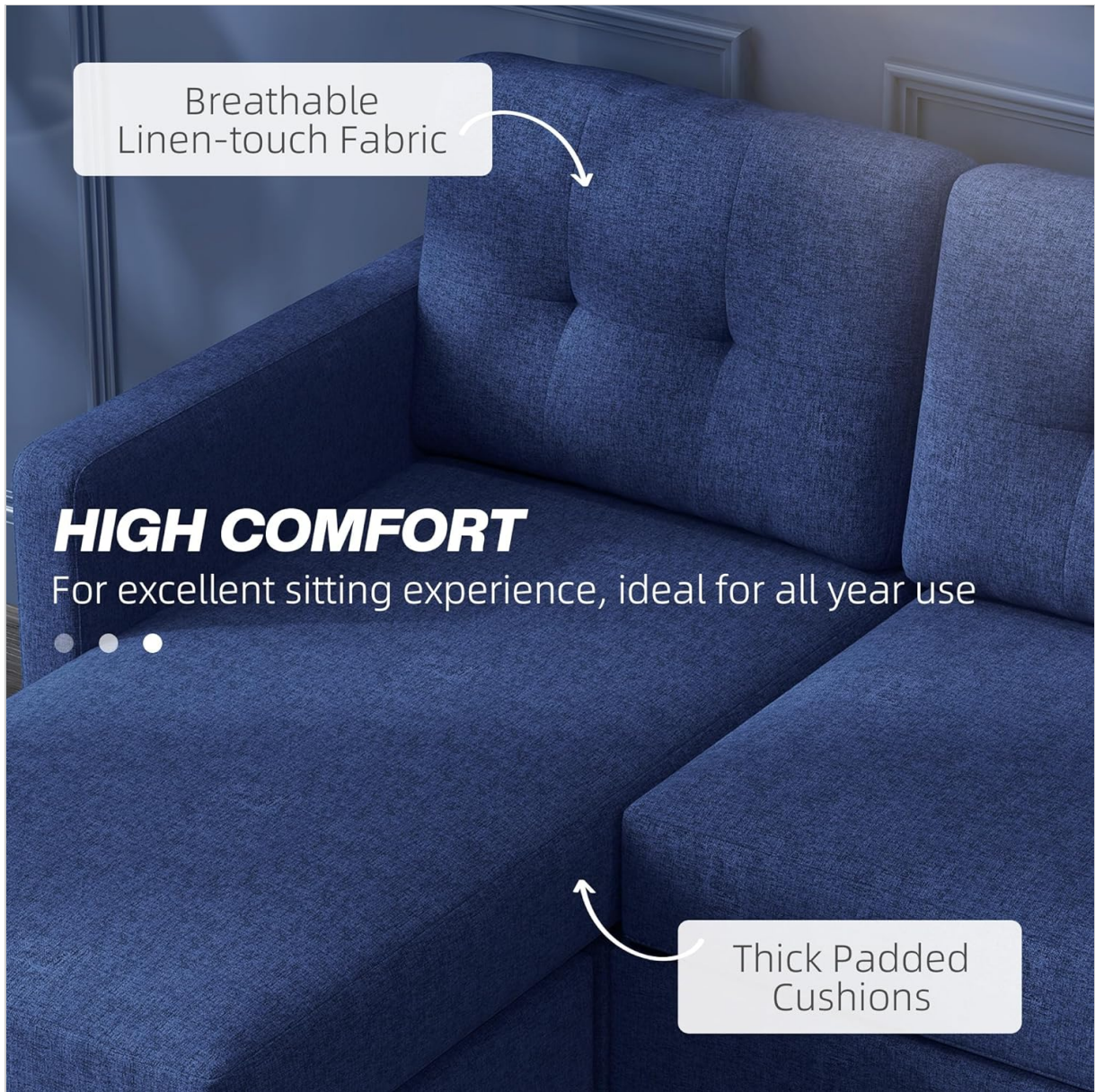


Image 2: The L-shape corner sofa set with its versatile ottoman.

5. PRODUCT FEATURES

The HOMCOM Sectional Sofa is designed for comfort and versatility:

- **Upholstered Corner Sofa Set:** Contemporary design with button detailing and breathable linen fabric.
- **Functional Design:** Modular sectional sofa with an ottoman and large seat, suitable for three people. The ottoman can be used to create a comfortable lounger or as a footstool.
- **Excellent Comfort:** High-density foam cushions and linen-touch polyester fabric provide breathability and easy maintenance. Movable backrest and seat cushions allow for customized comfort.
- **Selected Material:** Robust construction with a solid wood frame and rubberwood legs for stability. Supports up to 792 lbs (360 kg).



Breathable
Linen-touch Fabric

HIGH COMFORT

For excellent sitting experience, ideal for all year use



Thick Padded
Cushions

Image 3: Close-up view of the sofa's breathable linen-touch fabric and thick padded cushions.

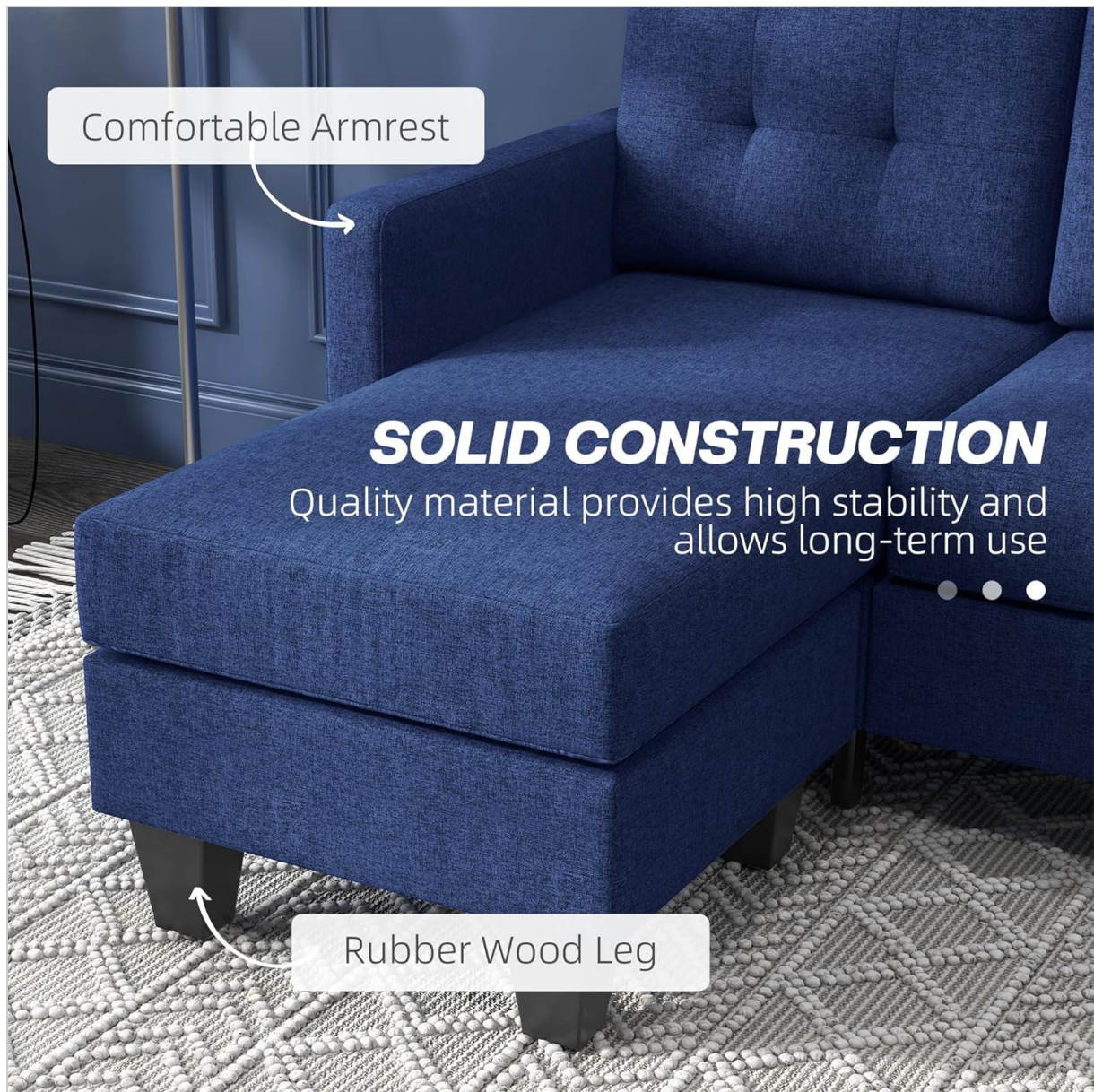


Image 4: Illustration of the sofa's solid construction, comfortable armrests, and durable rubberwood legs.

6. USAGE AND CONFIGURATION

This sectional sofa offers flexible arrangements to suit your living space:

- **Standard Sofa with Ottoman:** Use the ottoman as a separate footrest or extra seating.
- **L-Shape Chaise Lounge:** Easily convert the sofa into an L-shape by positioning the ottoman at either end of the main sofa unit. The removable seat and back cushions allow for seamless integration.

Your browser does not support the video tag.

Video 1: Demonstrates the changeable chaise configuration of a similar HOMCOM sectional sofa.

7. CARE AND MAINTENANCE

Proper care will extend the life of your sofa:

- **Cleaning:** Wipe clean with a dry cloth. For spills, blot immediately with a clean, dry cloth. Do not use harsh chemicals or abrasive cleaners.
- **Cushions:** The back and seat cushions are removable. Rotate and fluff cushions regularly to maintain their shape and extend their lifespan.

- **Sunlight Exposure:** Avoid prolonged exposure to direct sunlight to prevent fading of the fabric.
- **General Care:** Periodically check all fasteners and tighten as necessary to ensure stability.

8. SPECIFICATIONS

Feature	Detail
Brand	HOMCOM
Model Number	839-553V00DB
Overall Dimensions	76.8" W x 55.1" D x 33.5" H (195 x 140 x 85 cm)
Weight Capacity	792 lbs (360 kg)
Seating Capacity	3
Item Weight	49.44 kg
Upholstery Fabric Type	Polyester
Frame Material Type	Rubberwood, Pine Wood
Seat Fill Material	Foam
Color	Dark Blue
Assembly Required	Yes
Included Components	Ottoman
Orientation	Left Hand Facing, Right Hand Facing

9. TROUBLESHOOTING

If you encounter any issues with your HOMCOM Sectional Sofa, please refer to the following common solutions:

- **Sofa feels unstable:** Check all leg and section connection bolts. Tighten any loose fasteners. Ensure the sofa is on a flat, even surface.
- **Cushions appear flat:** Remove and fluff cushions regularly. Rotate them to distribute wear evenly.
- **Squeaking noises:** Inspect all joints and connections for looseness. Apply a small amount of lubricant to metal-on-metal contact points if necessary, ensuring it does not stain the fabric.
- **Fabric stains:** Refer to the 'Care and Maintenance' section for cleaning instructions. Act quickly on spills.

If problems persist, please contact customer support for further assistance.

10. WARRANTY AND SUPPORT

Your HOMCOM Sectional Sofa is covered by a **90 Day Warranty Against Manufacturer Defects**. This warranty covers defects in materials and workmanship under normal use.

For warranty claims, missing parts, or any product-related inquiries, please contact:

Manufacturer: Aosom Canada

Contact Information: Markham, Ontario, CA Tel. 1-416-792-6088

Please have your model number (839-553V00DB) and proof of purchase ready when contacting support.

