

LIGE FV13

LIGE FV13 Military Smartwatch User Manual

Your guide to setting up and maximizing the features of your LIGE FV13 Smartwatch.

1. INTRODUCTION

Thank you for choosing the LIGE FV13 Military Smartwatch. This device is designed to support your active lifestyle with robust features, including a large HD display, extensive health monitoring, and multiple sports modes. This manual will guide you through its functions and ensure optimal performance.



The LIGE FV13 Military Smartwatch, built for durability and functionality.

2. WHAT'S IN THE BOX

- LIGE FV13 Smartwatch x 1
- Charging Cable x 1
- User Manual x 1
- Silicone Strap x 2

3. SETUP GUIDE

3.1 Initial Charging

Before first use, fully charge your smartwatch. Connect the magnetic charging cable to the charging points on the back of the watch and plug the USB end into a power adapter (5V/1A recommended). A full charge typically takes approximately 2.5 hours.

3.2 App Installation

To unlock all features, download the **FitCloudPro** app on your smartphone. Scan the QR code provided in the watch interface or the physical manual, or search for "FitCloudPro" in your device's app store (App Store for iOS, Google Play Store for Android).

Your browser does not support the video tag.

Video demonstrating the app installation and pairing process for the LIGE FV13 Smartwatch.

3.3 Pairing the Smartwatch

1. Ensure your phone's Bluetooth is enabled.
2. Open the **FitCloudPro** app and complete your profile information.
3. Navigate to the 'Device' section in the app and tap 'Add Peripheral Now' or 'Bind Smartwatch'.
4. The app will search for nearby devices. Select 'V99' (or the corresponding device name) from the list.
5. Confirm the pairing request on both your phone and the smartwatch.
6. Allow necessary permissions for notifications and location services to ensure full functionality.

4. OPERATING INSTRUCTIONS

4.1 Basic Navigation

- **Swipe Up/Down:** Scroll through menus and notifications.
- **Swipe Left/Right:** Access quick functions or different watch faces.
- **Tap:** Select an item or confirm an action.
- **Side Buttons:** Typically used for power, back, or quick access to specific functions. Refer to the watch interface for specific button assignments.

4.2 Bluetooth Calls & Notifications

Once paired, your smartwatch can handle calls and display notifications.

- **Making Calls:** Use the dial pad on the watch or access your synced contacts to initiate calls directly from your wrist.
- **Receiving Calls:** Answer or reject incoming calls directly on the watch. The built-in speaker and noise-reduction microphone ensure clear communication.
- **Notifications:** Receive alerts for messages (SMS, WhatsApp, Facebook, Twitter, etc.) directly on your watch screen. Ensure notification permissions are granted in the FitCloudPro app.



Stay connected with Bluetooth calls and message notifications directly on your smartwatch.

4.3 24-Hour Health Monitoring

The FV13 smartwatch features advanced sensors for continuous health tracking.

- **Heart Rate:** Monitors your heart rate throughout the day. Access historical data in the app.
- **Blood Oxygen (SpO2):** Measures your blood oxygen levels.
- **Sleep Monitoring:** Automatically tracks your sleep patterns, including deep sleep, light sleep, and wake times, to help you understand and improve your sleep quality.
- **Respiratory Rate:** Provides data on your breathing patterns.
- **Sedentary Reminders:** Alerts you to stand up and move after periods of inactivity.

Note: This device is not a medical device. Health data is for reference only and should not be used for medical diagnosis or treatment.

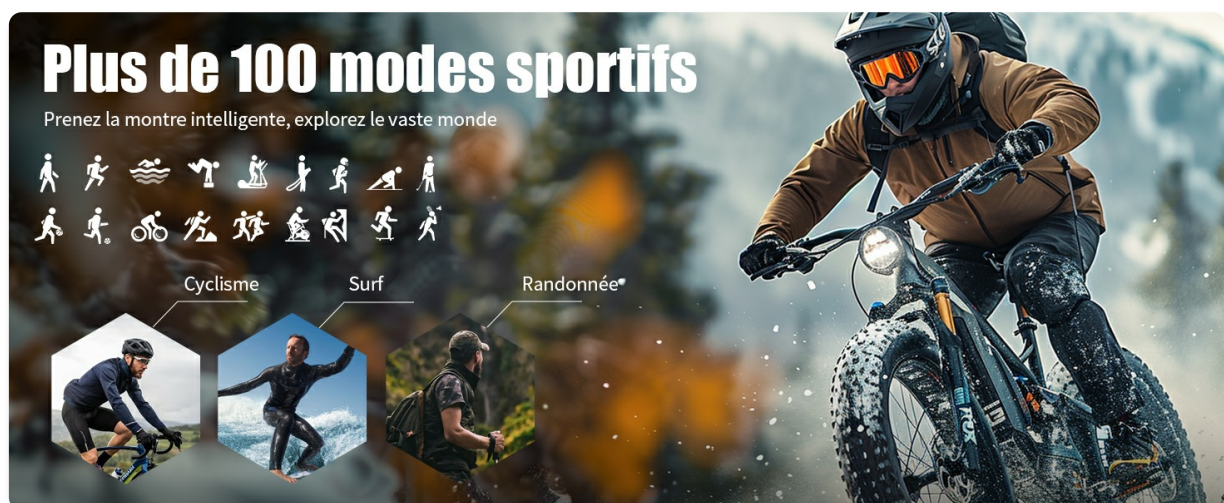


Comprehensive 24/7 health monitoring, including heart rate and sleep analysis.

4.4 100+ Sports Modes

The smartwatch supports over 100 sports modes, allowing you to track various activities.

- **Activity Tracking:** Automatically records steps, distance, calories burned, and heart rate during exercise.
- **Scientific Training:** Use the collected data to analyze your performance and optimize your workouts.
- Examples of supported modes include running, cycling, basketball, walking, climbing, swimming, and more.



Track your performance across over 100 sports modes.

4.5 LED Light

The smartwatch is equipped with a powerful LED flashlight for convenience in low-light conditions or emergencies. Activate it through the watch's quick settings or dedicated function.

lampe de poche LED puissante

Que ce soit pour des sports de plein air la nuit ou pour l'éclairage intérieur, cela vous aide à éclairer chaque coin.



The integrated LED flashlight provides illumination for various situations.

4.6 Music Control

Control music playback on your smartphone directly from your watch. Play, pause, skip tracks, and adjust volume without needing to take out your phone.

4.7 Other Functions

The LIGE FV13 offers a range of additional features:

- **Weather Forecast:** Get real-time weather updates.
- **Voice Assistant:** Interact with your phone's voice assistant.
- **Alarm Clock:** Set alarms and reminders.
- **Stopwatch & Timer:** For precise timekeeping.
- **Hydration Reminders:** Reminds you to drink water.
- **Find Phone:** Locate your misplaced smartphone.
- **Brightness Adjustment:** Customize screen brightness for different environments.

- **Multi-language Support:** Supports various languages.



An overview of the smartwatch's diverse functionalities.

4.8 Watch Faces

Customize your watch's appearance with a variety of watch faces available through the FitCloudPro app. You can also upload custom images to personalize your display.

Écran large HD de 1,85 pouces

Résolution 360*360, affichage ultra-clair et fonctionnement fluide



écran
immense



360*360
pixels



Respectueux
des yeux

The 1.85-inch HD screen offers a clear display and supports various watch faces.

5. MAINTENANCE

5.1 Cleaning

Regularly clean your smartwatch and strap to prevent skin irritation and maintain device longevity. Use a soft, damp cloth to wipe the screen and strap. Avoid harsh chemicals or abrasive materials.

5.2 Water Resistance (IP68)

The LIGE FV13 Smartwatch is IP68 rated, meaning it is resistant to dust and can withstand immersion in water up to 1.5 meters for 30 minutes. It is suitable for daily use, hand washing, and light rain. However, it is not recommended for hot showers, saunas, or diving, as steam and high water pressure can compromise the seals.

Étanche IP68 applicable à plus de scénarios

Norme étanche IP68, étanchéité profonde, port sans souci ; la montre peut facilement s'adapter à différents environnements lors du lavage des mains ou sous la pluie.



The IP68 rating ensures the smartwatch is resistant to water and dust for various scenarios.

5.3 Battery Care

To prolong battery life, avoid extreme temperatures and fully discharge the battery only occasionally. Charge the device using the provided cable and a compatible power adapter.

Batterie haute capacité de 710mAh

Profitez d'une fonctionnalité tout au long de la journée avec une montre intelligente qui a une autonomie de batterie à la hauteur.

Grande capacité : Temps de chargement :
710mAh 2-3 Heures
Utilisation normale : Temps de veille :
5-12 Jours Plus de 80 Jours

710



The 710mAh battery provides extended usage, with normal use up to 15 days and standby up to 45 days.

6. TROUBLESHOOTING


- **Cannot Connect/Pair:** Ensure Bluetooth is on, the app is open, and the watch is close to the phone. Restart both devices and try again.
- **No Notifications:** Check app permissions on your phone (notifications, background activity). Ensure notifications are enabled within the FitCloudPro app for specific applications.
- **Inaccurate Health Data:** Ensure the watch is worn snugly on your wrist, not too tight or too loose. Clean the sensors regularly. Remember, data is for reference, not medical use.
- **Short Battery Life:** Reduce screen brightness, disable unnecessary notifications, and limit continuous heart rate monitoring.
- **Watch Freezes/Unresponsive:** Try restarting the watch by pressing and holding the power button. If unresponsive, allow the battery to drain completely and then recharge.

7. SPECIFICATIONS

- **Brand:** LIGE
- **Model Number:** FV13
- **Screen:** 1.85 inches IPS HD Display

- **Operating System:** Wear OS
- **Connectivity:** Bluetooth 5.0
- **Battery Capacity:** 710 mAh Lithium-polymer
- **Battery Life:** Up to 45 days standby, 15 days normal use
- **Water Resistance:** IP68
- **Special Features:** LED Light, Activity Tracker, SMS Reminders, Exercise Recording (step counter, distance), Trajectory Map, Sleep Monitoring, Sedentary Reminder, Calorie Calculation, Low Battery Alert, Raise-to-Wake, Fast Charging, Ultra-low Power Consumption, Heart Rate Monitor, Vibration, Sports Modes, Music Control, Smart Alarm, Weather Forecast, Voice Assistant, Phone Finder.
- **Compatible Devices:** Smartphones (Android 4.4+ and iOS 9.0+)
- **Memory Storage Capacity:** 128 MB
- **Shape:** Round
- **GPS:** No GPS

Taille du produit



24mm

53mm



max:255mm
min:138mm



La montre connectée est la surprise parfaite pour votre père/votre petit ami/votre ami.



Detailed product dimensions for the LIGE FV13 Smartwatch.

8. WARRANTY AND SUPPORT






The LIGE FV13 Smartwatch comes with a **2-year manufacturer's warranty**. For any inquiries, technical support, or warranty claims, please contact LIGE customer service. You can typically find contact information on the official LIGE website or through your purchase platform. We aim to respond to all queries within 24 hours.



LIGE offers comprehensive customer support and a 2-year warranty for the FV13 Smartwatch.

© 2025 LIGE. All rights reserved.

Related Documents - FV13

	<p>LIGE Men's Smart Watch 189 (I9) - User Manual & Features</p> <p>Comprehensive user guide for the LIGE Men's Luxury Smart Watch 189 (I9). Covers features like full circle touch screen, Bluetooth calls, waterproof design, fitness tracking, and compatibility with Android/iOS.</p>
	<p>LIGE BT Call Smartwatch User Manual - Setup and Operation</p> <p>Comprehensive user manual for the LIGE BT Call Smartwatch, covering app download, Bluetooth pairing, device operation, and features. Learn how to set up and use your LIGE smartwatch.</p>
	<p>LIGE GPS Smartwatch: GloryFitPro App Installation and User Guide</p> <p>A comprehensive guide for LIGE GPS Smartwatches, detailing the download, installation, and usage of the GloryFitPro app. Learn how to register, log in, bind your device, and configure watch settings, along with important GPS notes and FCC compliance information.</p>
	<p>LIGE BW0616/2025 Smart Watch User Manual and Specifications</p> <p>Comprehensive technical specifications and user information for the LIGE BW0616 and LIGE 2025 smart watches. This guide details features like the ultra HD screen, waterproof design, fitness tracking, LED flashlight, and Bluetooth connectivity for men.</p>
	<p>LIGE Smartwatch User Manual and Product Information</p> <p>Comprehensive guide for the LIGE Smartwatch, covering setup, features, and support information. Learn how to adjust your strap and access tutorials.</p>



[LIGE Kids Calling Smartwatch User Manual: Features, Setup, and Operation](#)

Comprehensive user guide for the LIGE 2024 Kids Calling Smartwatch. Learn how to set up, connect, and use features like calling, games, and activity tracking on your child's smartwatch. Compatible with iOS and Android.