

[Manuals.plus](#) /

› [DOOGEE](#) /

› DOOGEE V Pad 5G Tablet User Manual

## DOOGEE V Pad

# DOOGEE V Pad 5G Tablet User Manual

Model: V Pad

## INTRODUCTION

---

This manual provides essential information for setting up, operating, maintaining, and troubleshooting your DOOGEE V Pad 5G Tablet. Please read it carefully to ensure proper use and to maximize the device's performance and longevity.

## 1. GETTING STARTED

---

### 1.1. Unboxing and Package Contents

Carefully unpack your DOOGEE V Pad 5G Tablet and check for the following items:

- 1\* DOOGEE V Pad Tablet
- 1\* Type-C Cable
- 1\* 18W Charger
- 1\* SIM Card Removal Pin
- 1\* Packaging Box
- 1\* User Manual

## Contenuto della confezione

- 1\* Tablet DOOGEE V Pad
- 1\* Cavo Type-C
- 1\* Caricabatterie da 18 W
- 1\* Aghino per la rimozione della scheda SIM
- 1\* Scatola di imballaggio
- 1\* Manuale d'uso



Image: The package contents of the DOOGEE V Pad 5G Tablet, including the tablet, Type-C cable, 18W charger, SIM card removal pin, packaging box, and user manual.

### 1.2. Device Layout

The DOOGEE V Pad features a sleek design with a 7.9mm thickness and weighs 572g. Familiarize yourself with the button and port locations for optimal use.



Image: A side profile view of the DOOGEE V Pad 5G Tablet highlighting its ultra-thin design (7.9mm) and light weight (572g).

### 1.3. Powering On/Off and Initial Configuration

To power on your tablet, press and hold the power button until the DOOGEE logo appears. For the first use, follow the on-screen prompts to set up your Android 15 operating system, including language, Wi-Fi connection, and Google account. To power off, press and hold the power button, then select 'Power off' from the options.

### 1.4. SIM Card and MicroSD Card Installation

The tablet supports dual SIM cards and a MicroSD card for expanded storage. Use the provided SIM card removal pin to open the card tray. Insert your SIM cards and/or MicroSD card into the designated slots as shown in the diagram, then gently push the tray back into the tablet.

## Connettività Dual SIM 5G NR

Grazie al 5G, potrai goderti videochiamate in HD, giochi online e lavoro da remoto, il tutto con una velocità ultraveloce.

GSM: B2/B3/B5/B8

WCDMA: B1/B2/B5/B8

TDD: B34/B38/B39/B40/B41

FDD: B1/B3/B5/B7/B8/B20/B28A/28

NR: N1/N3/N7/N8/N28/N38/N41/N77/N78



Image: An illustration showing the dual SIM and MicroSD card slot on the DOOGEE V Pad 5G Tablet, indicating how to insert the cards.

## 2. OPERATING YOUR TABLET

### 2.1. Display Features

The DOOGEE V Pad features a 12-inch 2.4K IPS display with a 90Hz refresh rate, providing clear and fluid visuals. The ultra-thin 7.0mm bezels enhance the viewing experience.

### 12" 2.4K Display Ultra Nitido

7,0 mm Cornice Ultrasottile

2.4K Risoluzione

87,2% Rapporto schermo-corpo



Image: A close-up of the DOOGEE V Pad 5G Tablet's 12-inch 2.4K IPS display, emphasizing its clarity and size.

The tablet includes an Eye-Caring Mode to reduce blue light emission, protecting your eyes during extended use. You can switch between Warm, Standard, and Cold display modes.

## Modalità Eye-Caring

La luce blu ridotta protegge i tuoi occhi



Calda



Standard



Fredda




Image: A visual representation of the Eye-Caring Mode on the DOOGEE V Pad 5G Tablet, showing options for Warm, Standard, and Cold light settings.

## 2.2. Performance and Software

Powered by the MediaTek Dimensity 7050 Octa-core processor, the tablet offers efficient performance for various tasks. It comes with 32GB of RAM (8GB physical + 24GB virtual) and 256GB of internal storage, expandable up to 2TB via microSD card (sold separately).



### Processore Mediatek D7050 Octa-core

**LPDDR5**  
Maggiore efficienza

**6nm**  
Tecnologia di processo avanzata

**2.6GHZ**  
Frequenza massima

**Arm Mali-G68**  
Processore grafico

**5G**

Image: A graphic detailing the MediaTek Dimensity 7050 Octa-core processor, highlighting its DDR5, 2.6GHz frequency, 6nm process technology, and Arm Mali-G68 GPU.

## Maggiore capacità di archiviazione e meno cancellazioni



ROM da 256 GB



RAM da 32 GB (8 GB + 24 GB)

Velocità di lettura/scrittura aumentata del 40%

Velocità di esecuzione aumentata del 20%

Espandibile fino a 2 TB (scheda TF acquistabile separatamente)



Image: A visual representation of the tablet's 256GB ROM and 32GB RAM (8GB physical + 24GB virtual), indicating increased read/write and execution speeds.

The tablet runs on Android 15, offering enhanced privacy controls, timely security patches, and proactive app screening. It also supports features like automatic brightness adjustment, Bedtime Mode, multi-user system, and parental controls.

## Scopri di più con Android 15

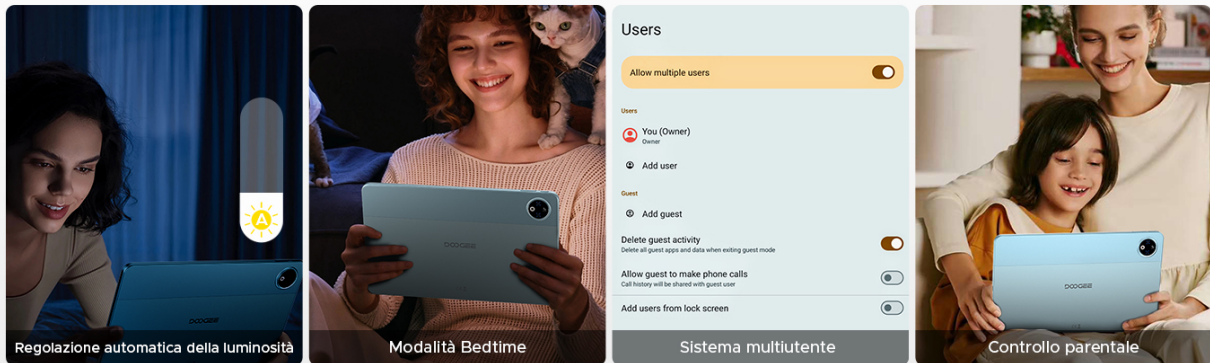


Image: Screenshots illustrating Android 15 features such as precise authorization control, robust data encryption, timely security patches, and proactive app screening.

Efficient multitasking is supported with a split-screen feature, allowing you to use two applications simultaneously.

## Multitasking efficiente con schermo diviso

Doppia visualizzazione contemporanea

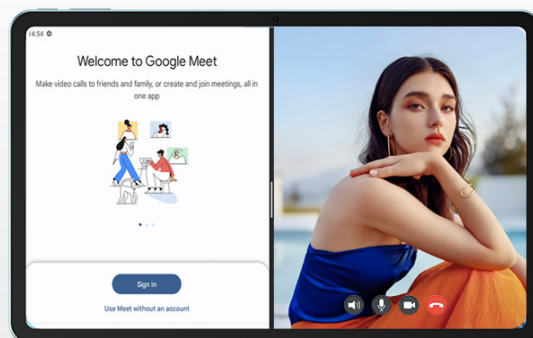
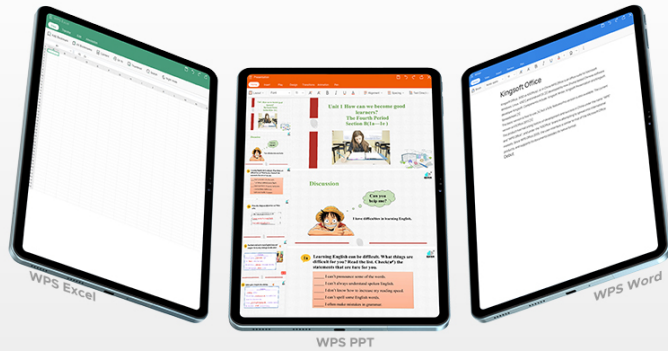


Image: A tablet display showing two applications running side-by-side in split-screen mode, demonstrating efficient multitasking.

The tablet comes with integrated WPS Office, providing a PC-like experience for document creation and editing (WPS Word, WPS Excel, WPS PPT).

## WPS Office integrato a livello di PC, lavora in qualsiasi momento

È preintegrato con WPS Office, offrendo un'esperienza fluida simile all'utilizzo di WPS Office su un personal computer.



Nota: la funzione WPS Office non è disponibile nella regione russa.

Image: A graphic showing the WPS Office suite (Word, Excel, PowerPoint) integrated into the tablet, enabling productivity tasks.

### 2.3. Camera Functions

Capture moments with the 13MP main camera and 8MP front camera. Features include portrait mode, beauty mode, and document image correction.



Image: A close-up of the tablet's rear camera module and examples of camera features like portrait mode, beauty mode, and document correction.

### 2.4. Connectivity

The V Pad supports 5G LTE for high-speed mobile data, Wi-Fi 6 for faster and more stable wireless internet, and Bluetooth 5.2 for connecting accessories. It also includes GPS, Glonass, Beidou, and Galileo for accurate navigation, and an FM radio function (requires headphones).

## WIFI 6 Trasmissione ad alta velocità

WI-FI più veloce disponibile  
2.4/5GHz

  
Basso consumo energetico

  
Elevata velocità di trasmissione dati

  
Bassa latenza

  
Anti-congestione

  
Ampia copertura

# WIFI 6

Image: An infographic illustrating the benefits of WiFi 6 on the DOOGEE V Pad 5G Tablet, including low power consumption, high data transmission speed, low latency, anti-congestion, and wide coverage.

## Sistema di navigazione accurato




Image: A person using the DOOGEE V Pad 5G Tablet for navigation in a car, highlighting its accurate GPS, Glonass, Beidou, and Galileo systems.

## Funzione radio FM

Per attivare questa funzione è necessario collegare le cuffie.



Image: A person listening to music with headphones connected to the DOOGEE V Pad 5G Tablet, illustrating the FM radio function.

## 2.5. Battery and Charging

The tablet is equipped with an 8800mAh semi-solid battery, offering extended usage times. It supports 18W fast charging and reverse charging, allowing you to use your tablet as a power bank for other devices.

## Supporta la Ricarica Inversa e la Ricarica Rapida da 18W

Un power bank di emergenza per te  
La ricarica rapida da 18 W ti fa risparmiare più tempo



Image: The DOOGEE V Pad 5G Tablet charging another device via reverse charging, with an emphasis on 18W fast charging.

## Batteria Semi-solida, Maggiore Durata della Batteria

V Pad utilizza una tecnologia avanzata di batterie semi-solidi con una rete ionica elettrolitica solida, che migliora le prestazioni a basse temperature.

**resistente al freddo**  
Tecnologia

**800 cicli**  
carica e scarica

**3 anni**  
durata



Image: An internal view of the tablet highlighting the semi-solid battery, which offers improved performance at low temperatures, 800 charge/discharge cycles, and a 3-year lifespan.

The tablet is designed to resist extreme cold conditions, maintaining functionality even at  $-10^{\circ}\text{C}$  for up to 6 hours of video playback.

## Resiste a Condizioni di Freddo Estremo

**$-10^{\circ}\text{C}$**   
Temperatura di freddo estremo

**6 ore**  
riproduzione video



Image: A visual demonstrating the tablet's resistance to extreme cold, showing a girl in a snowy environment with the tablet.

## 2.6. Audio System

Experience immersive sound with the tablet's four speakers and 3D acoustic system, providing clear and powerful audio.

## Quattro altoparlanti per sistema acustico 3D

**122dB**  
Altoparlanti Thunder

**900Hz**  
Frequenza di risonanza

**1217**  
Altoparlante singolo magnetico grande

**Class K**  
Amplificatore di classe K che ottimizza il rapporto segnale/rumore in uscita




Image: A diagram illustrating the four-speaker setup and 3D acoustic system of the DOOGEE V Pad 5G Tablet, with sound waves

emanating from the speakers.

## 2.7. Security Features

The DOOGEE V Pad supports Face Unlock for convenient and secure access to your device.



Image: A composite image showing Face Unlock in action, the dual SIM card slot, and Bluetooth 5.2 connectivity.

## 3. MAINTENANCE

---

### 3.1. Device Care

To keep your tablet in optimal condition, regularly clean the screen and body with a soft, lint-free cloth. Avoid using harsh chemicals or abrasive materials. Keep the device away from extreme temperatures, direct sunlight, and moisture.

### 3.2. Battery Longevity

To prolong battery life, avoid fully discharging the battery frequently. Charge the tablet using the provided 18W charger. If storing the tablet for an extended period, ensure the battery is charged to around 50-70%.

### 3.3. Software Updates

Regularly check for and install software updates to ensure your tablet has the latest features, security patches, and performance improvements. You can usually find this option in the tablet's 'Settings' menu under 'System' or 'About tablet'.

## 4. TROUBLESHOOTING

---

### 4.1. Common Issues and Solutions

- **Tablet not powering on:** Ensure the battery is charged. Connect the tablet to the charger and wait a few minutes before attempting to power it on again. If it still doesn't turn on, try holding the power button for 10-15 seconds.
- **Slow performance or apps crashing:** Close unnecessary background applications. Clear app caches in 'Settings > Apps'. If the issue persists, consider performing a factory reset (see below).
- **Connectivity issues (Wi-Fi/5G):** Restart your tablet and your router/modem. Ensure you are within range of the Wi-Fi network. For 5G, check your SIM card installation and network coverage.
- **Screen not responding:** Restart the tablet. If the screen remains unresponsive, a factory reset might be necessary.

### 4.2. Factory Reset

A factory reset will erase all data on your tablet and restore it to its original factory settings. This can resolve persistent software issues. **Before performing a factory reset, back up all important data.**

1. Go to 'Settings'.
2. Navigate to 'System' > 'Reset options'.
3. Select 'Erase all data (factory reset)'.
4. Confirm your choice and follow the on-screen instructions.

## 5. TECHNICAL SPECIFICATIONS

Feature	Specification
Brand	DOOGEE
Model Name	V Pad
Operating System	Android 15
Processor	MediaTek Dimensity 7050 Octa Core (2.6 GHz)
RAM	8 GB (expandable to 32 GB with virtual RAM)
Storage	256 GB (expandable via microSD)
Display Size	12 Inches
Display Resolution	2.4K (2048x1080) IPS LCD, 90Hz
Rear Camera	13 MP
Front Camera	8 MP
Battery Capacity	8800 mAh (Lithium Polymer)
Charging	18W Fast Charging, Reverse Charging
Connectivity	5G, Wi-Fi 6 (802.11ax), Bluetooth 5.2, GPS/Glonass/Beidou/Galileo, FM Radio
Biometric Security	Face ID
Dimensions	2.8L x 1.75W x 0.08H meters (approximate, based on provided data)
Weight	572g

## 6. WARRANTY AND SUPPORT

### 6.1. Warranty Information

The DOOGEE V Pad 5G Tablet comes with a manufacturer's warranty. Please refer to the warranty card included in your package for specific terms and conditions. Generally, a one-year warranty service is provided.



Image: A graphic outlining DOOGEE's service commitment, including a 30-day lowest price guarantee, 24/7 customer service, and a one-year warranty service.

## 6.2. Customer Support

For technical assistance, warranty claims, or any other inquiries, please contact DOOGEE customer support. Refer to the contact information provided in your warranty card or visit the official DOOGEE website for support channels. 24/7 customer service is available.

## 7. OFFICIAL PRODUCT VIDEOS

---

No official seller-created product videos were found in the provided data for embedding in this manual.