

Best Choice Products SKY8225

Best Choice Products 36-inch Pre-Lit Artificial Fir Christmas Wreath with Red Lighted Bow

Model: SKY8225 | Brand: Best Choice Products

INTRODUCTION

This manual provides essential instructions for the safe setup, operation, and maintenance of your Best Choice Products 36-inch Pre-Lit Artificial Fir Christmas Wreath. Please read this manual thoroughly before use and retain it for future reference.

SAFETY INFORMATION

- **Electrical Safety:** Ensure the power cord and adapter are in good condition before plugging into an electrical outlet. Do not overload electrical circuits.
- **Indoor/Outdoor Use:** The wreath features flame-retardant PVC and a water-resistant power cord and adapter, making it suitable for both indoor and outdoor display. However, avoid submerging any electrical components in water.
- **Placement:** Position the wreath securely to prevent it from falling. Keep away from heat sources and open flames.
- **Children and Pets:** Keep out of reach of small children and pets to prevent accidental ingestion of small parts or entanglement with electrical cords.

PACKAGE CONTENTS

Verify that all components are present before beginning assembly:

- 1 x 36-inch Pre-Lit Artificial Fir Christmas Wreath
- 1 x Red Lighted Bow
- 1 x Power Adapter



Image: The 36-inch pre-lit artificial fir Christmas wreath with its red lighted bow.

SETUP INSTRUCTIONS

1. **Unpack and Shape:** Carefully remove the wreath from its packaging. Gently spread and fluff the PVC branches to achieve a full and natural appearance. The 36-inch wreath requires no assembly of multiple sections.
2. **Attach the Red Bow:** The optional red lighted bow can be easily attached to the top or center of the wreath using its integrated fasteners. Ensure the bow's lights are properly connected to the wreath's power system if applicable, or use its own power source as indicated.
3. **Power Connection:** Connect the wreath's power cord to the provided power adapter. Plug the adapter into a standard electrical outlet.
4. **Placement:** Hang the wreath on a door, mantel, or any desired location. Ensure it is securely mounted to prevent accidental falls.

Your browser does not support the video tag.

Video: Demonstration of a similar holiday wreath, showcasing its features and potential display options. This video is provided by Best Choice Products Inc.

Your browser does not support the video tag.

Video: Unboxing and initial fluffing of a 36-inch pre-lit Norfolk pine wreath, demonstrating how to prepare the branches for display. This video is provided by Befome.



Image: The wreath with its red bow, displayed on a front door, highlighting its festive appearance.

OPERATING INSTRUCTIONS

- **Power On/Off:** Once plugged in, the warm white LED lights on the wreath and the red bow will illuminate. There is no separate switch for the lights; they activate upon connection to power.
- **Light Features:** The wreath features 150 warm white LED lights. The red bow is pre-strung with 35 lights for an enhanced display.

Product Dimemnsions




Image: A detailed view of the wreath's illuminated warm white LED lights and dense PVC tips.

MAINTENANCE

- **Cleaning:** Dust the wreath gently with a soft, dry cloth. Do not use liquid cleaners or immerse in water.
- **Storage:** For compact storage, the wreath can be easily stored. Ensure all lights are off and the power adapter is disconnected. Store in a cool, dry place away from direct sunlight.

TROUBLESHOOTING

Issue	Possible Cause	Solution
Lights not illuminating.	Power adapter not connected or faulty outlet.	Ensure the power adapter is securely plugged into a working electrical outlet. Check the power source.
Wreath appears sparse.	Branches are compressed from packaging.	Gently fluff and shape the PVC branches to achieve desired fullness.
Bow lights not working.	Bow lights not properly connected or damaged.	Verify the bow's light connection to the main wreath or its separate power source. Inspect for any visible damage.

SPECIFICATIONS

Feature	Detail
Model Number	SKY8225
Brand	Best Choice Products
Dimensions (Diameter x Height)	36" (Dia) x 10" (H)
Material	Polyvinyl Chloride (PVC)
Wreath Light Count	150 LED Lights (Warm White)
Bow Light Count	35 LED Lights (Red)
PVC Tip Count	300 Tips
Power Source	Power Plug-in
Indoor/Outdoor Usage	Yes (Flame-retardant PVC, water-resistant cord/adapter)
Item Weight	6.5 Pounds

Indoor or Outdoor Use



Pre-Strung Lights

Warm LED lights
spread the glow of
the season



Weather-Resistant Materials

Perfect for outdoor
holiday displays



Flame Retardant PVC Tips

Helps protect your
home from accidental
power surges









Image: A diagram illustrating the 36-inch diameter and 10-inch height of the wreath.

WARRANTY AND SUPPORT


For warranty information or customer support, please refer to the product packaging or contact Best Choice Products directly through their official website or customer service channels. Keep your purchase receipt for warranty claims.

Related Documents - SKY8225

	<p>Best Choice Products Christmas Wreath Instruction Manual</p> <p>This instruction manual from Best Choice Products provides assembly, care, and warranty information for their 36-inch, 48-inch, and 60-inch Christmas Wreaths, including pre-lit options. Learn how to set up and maintain your holiday decoration.</p>
	<p>Best Choice Products Christmas Wreath Instruction Manual - Assembly & Care Guide</p> <p>Comprehensive instruction manual for Best Choice Products Christmas Wreaths (24in to 60in). Learn how to assemble, fluff, clean, store, and care for your holiday wreath. Includes warranty and support information.</p>
	<p>Best Choice Products Christmas Tree Instruction Manual - Version 9</p> <p>Comprehensive guide for assembling, fluffing, and maintaining Best Choice Products artificial Christmas trees. Includes safety warnings, parts identification, assembly steps for Type A and Type B trees, light replacement, cleaning, storage, and warranty information.</p>
	<p>Best Choice Products 60-Inch Christmas Wreath Instruction Manual</p> <p>Official instruction manual for the Best Choice Products 60-Inch Christmas Wreath (Model SKY5983 + SKY6949). Includes assembly, fluffing, cleaning, storage, warranty, and safety information.</p>

	<p>Best Choice Products Christmas Tree Instruction Manual</p> <p>Comprehensive instruction manual for assembling and caring for your Best Choice Products artificial Christmas tree, including fluffing tips, warranty information, and safety guidelines.</p>
	<p>Best Choice Products Christmas Tree Instruction Manual - Assembly, Fluffing & Care Guide</p> <p>Comprehensive instruction manual for Best Choice Products Christmas Trees, detailing assembly steps for Type A and Type B models, fluffing techniques, cleaning and storage advice, warranty information, and customer support contacts. Includes warnings and product specifications.</p>

Documents - Best Choice Products – SKY8225



[\[pdf\]](#) User Manual Instructions Catalog

Download Instruction Manual Pre Lit Flocked Artificial Fir Christmas Wreath w Red Bow LED Lights Best Choice Products 708abd3895c682525874779d11b140fc5a8c27fe images salsify image upload s2Rte67b0 |||

INSTRUCTION MANUAL 36in Christmas Wreath with Bow Ver. 1 **SKY8225** SKY8219

THIS PRODUCT MAY CONTAIN FLOCKING POWDER For flocked wreaths, assemble this product outside or on a disposable surface for easy cleanup. Keep out of reach of children and pets if possible. Avoid contact with the face, ey...

lang:en score:42 filesize: 2.73 M page_count: 24 document date: 2024-06-18