

## Trueque KW98

# Trueque KW98 Gaming Keyboard and Mouse User Manual

Model: KW98 | Brand: Trueque

## INTRODUCTION

Thank you for choosing the Trueque KW98 Gaming Keyboard and Mouse Combo. This manual provides detailed instructions for setting up, operating, and maintaining your new gaming peripherals. Please read this manual thoroughly before use to ensure optimal performance and longevity of your product.

## PACKAGE CONTENTS



Wired Gaming Keyboard x 1  
Wired Gaming Mouse x 1  
User Manual x 1

Image: Contents of the Trueque KW98 Gaming Keyboard and Mouse Combo package.

- 1 x Trueque Wired Gaming Keyboard
- 1 x Trueque Wired Gaming Mouse
- 1 x User Manual

## SETUP

The Trueque KW98 Gaming Keyboard and Mouse are designed for simple plug-and-play operation.

1. **Connect the Keyboard:** Locate an available USB port on your computer. Insert the USB connector of the keyboard into the USB port.
2. **Connect the Mouse:** Locate another available USB port on your computer. Insert the USB connector of the mouse

into the USB port.

3. **Driver Installation:** Your operating system (Windows 2000/2003/XP/Vista/Win 7/8/10, limited Mac OS support) will automatically detect and install the necessary drivers. No additional software installation is required for basic functionality.
4. **Compatibility:** This combo is compatible with PC, laptops, Google TV, smart TV, PS4, and Xbox.

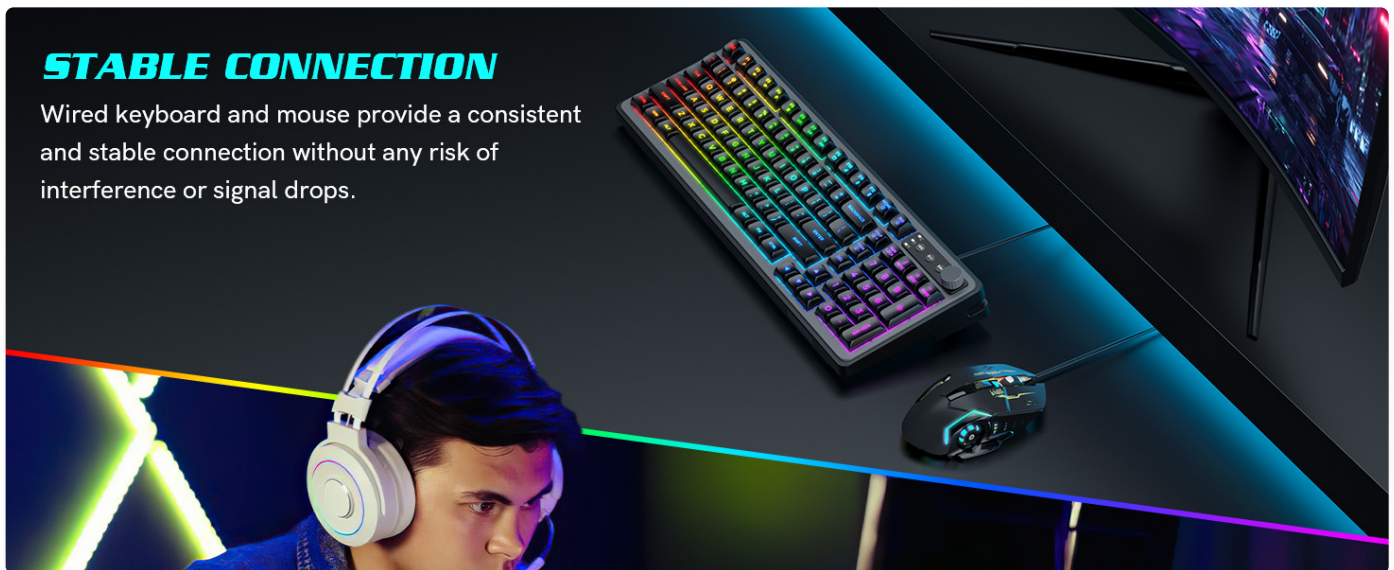


Image: Illustrates the wired connection of the keyboard and mouse to a computer, ensuring a stable connection.

## OPERATING INSTRUCTIONS

### Keyboard Features and Functions



Image: The Trueque KW98 Gaming Keyboard and Mouse, showcasing its RGB illumination.

### RGB Backlighting Control

The keyboard features 7 + 7 lighting modes, allowing for extensive customization of the RGB backlighting.



- **FN + HOME:** Cycle through 7 different light colors.
- **FN + INS:** Switch between 7 lighting modes (e.g., breathing, reaction, neon).
- **FN + PGUP / PGDN:** Adjust backlight brightness.
- **FN + +/-:** Adjust the speed of dynamic lighting effects.
- To turn off the lights completely, cycle through the modes until the lights are off.



## 7+7 LIGHTING EFFECTS

**FN + HOME**  
7 Light  
Colors Switching

**FN + INS**  
7 Modes  
Switching

**FN + PGUP / PGDN**  
Adjust the Brightness

**FN + ◀ / ▶**  
Adjust the Breathing  
Speed

Image: Visual guide to the 7+7 lighting effects and corresponding function key commands.

### Multimedia Control Knob

The integrated multimedia control knob provides quick access to audio functions.

- **Rotate Knob:** Adjust volume (clockwise for volume up, counter-clockwise for volume down).
- **Press Knob:** Mute/unmute audio.
- Dedicated buttons next to the knob for Last Song, Play/Pause, and Next Song.



## VOLUME CONTROL KNOB



Last Song



Play/Pause



Next Song



Computer  
mute



Volume-



Volume+



Image: Detailed view of the volume control knob and multimedia playback buttons on the keyboard.

### Adjustable Typing Angle

The keyboard features two-height adjustable feet to customize your typing or gaming position, reducing strain.

- Flip out the smaller feet for a 4° tilt.
- Flip out the larger feet for an 8° tilt.




# COMFORTABLE GAMING EXPERIENCE


Enhance Comfort, Improve Key Location for Better Gaming.



## TWO-HEIGHT ADJUSTABLE FEET



4° tilt



8° tilt

Image: Illustration of the keyboard's adjustable feet, providing 4-degree and 8-degree tilt options for ergonomic comfort.

### Anti-Ghosting Keys and Stepped Layout

The keyboard supports 26 anti-ghosting keys, ensuring accurate input during intense gaming sessions. The stepped key layout is designed to follow the natural curve of your fingers, enhancing precision and speed.

# DURABLE & HIGH-PERFORMANCE

## Multimedia Shortcuts



## 26 Anti-ghosting Keys

50,000,000  
Times Keystroke Test

Image: Visual representation of the keyboard's durable design, highlighting 26 anti-ghosting keys and multimedia shortcut capabilities.

### Efficient Shortcut Keys (FN Combinations)

Utilize the Function (FN) key in combination with F-keys for quick access to various system functions:

Combination	Function
-------------	----------



Combination	Function
FN + F1	Media Player
FN + F2	Volume Down
FN + F3	Volume Up
FN + F4	Mute
FN + F5	CD Stop
FN + F6	Previous Track
FN + F7	Play/Pause
FN + F8	Next Track
FN + F9	Email
FN + F10	Webpage/Browser
FN + F11	Keyboard Lock
FN + F12	Calculator
FN + /	Print Screen (PRTSC)
FN + *	Scroll Lock (SCRLK)
FN + -	Pause



Image: Comprehensive guide to the keyboard's efficient shortcut keys using the Function (Fn) key.

### Mouse Features and Functions



# HIGH-SPEED GAMING MOUSE

Ultra-Sensitive Response, Win in the Decisive Moment

DPI: 1200-1800-2400-3200

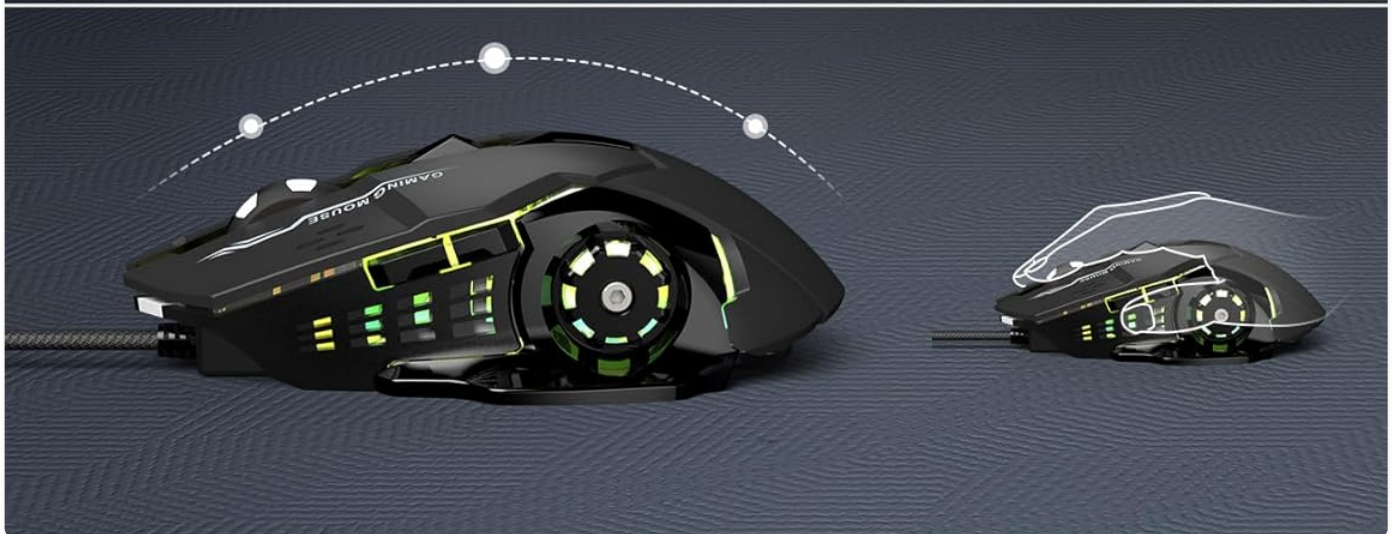


Image: The Trueque high-speed gaming mouse, highlighting its adjustable DPI settings.

- **Adjustable DPI:** The mouse features adjustable DPI settings (1200-1800-2400-3200) for precise control and speed. Use the DPI button (usually located behind the scroll wheel) to cycle through the settings.
- **RGB Lighting:** The mouse has a built-in 7-color cyclic gradual lighting effect, which operates automatically.
- **High-Precision Sensor:** Equipped with a gaming-grade micro switch for exceptional durability, enhanced reliability,

and lightning-fast responsiveness.

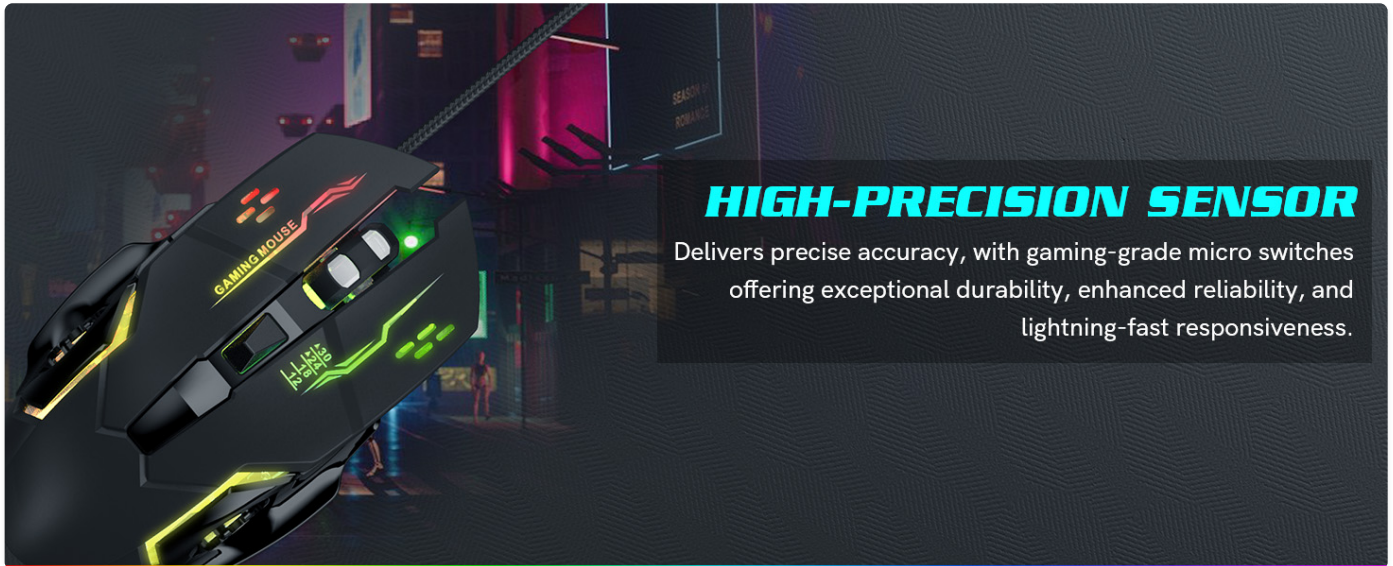


Image: Close-up view of the gaming mouse, emphasizing its high-precision sensor for accurate and responsive performance.

## MAINTENANCE

---

To ensure the longevity and optimal performance of your Trueque KW98 Gaming Keyboard and Mouse, follow these maintenance guidelines:

- **Cleaning:** Use a soft, dry cloth to wipe down the surfaces of the keyboard and mouse. For stubborn dirt, slightly dampen the cloth with water or a mild, non-abrasive cleaner. Avoid excessive moisture.
- **Dust Removal:** Use compressed air to remove dust and debris from between the keys of the keyboard and from the mouse sensor area.
- **Avoid Liquids:** Do not spill liquids on the keyboard or mouse. If a spill occurs, immediately disconnect the device and allow it to dry completely before reconnecting.
- **Storage:** When not in use for extended periods, store the devices in a cool, dry place away from direct sunlight and extreme temperatures.
- **Cable Care:** Avoid sharp bends or kinks in the USB cables to prevent internal damage.

## TROUBLESHOOTING

---

If you encounter issues with your Trueque KW98 Gaming Keyboard and Mouse, please refer to the following common solutions:

- **Keyboard or Mouse Not Responding:**
  - Ensure both USB connectors are securely plugged into your computer's USB ports.
  - Try plugging the devices into different USB ports on your computer.
  - Restart your computer.
  - Test the keyboard and mouse on another computer to determine if the issue is with the devices or your system.
- **Keyboard Backlighting Not Working or Incorrect:**
  - Ensure the backlighting is not turned off (cycle through modes using FN + INS).
  - Adjust brightness using FN + PGUP / PGDN.
  - Some settings may reset upon computer shutdown; the keyboard is designed to remember settings, but verify.



- **Mouse Lighting Not Changing Color:**
  - The mouse features a built-in 7-color cyclic gradual lighting effect that operates automatically and cannot be manually changed or turned off. This is normal operation.
- **Keyboard Wobbles When Raised:**
  - Check if both adjustable feet are fully extended and locked into place.
  - Ensure the surface the keyboard is on is flat and stable.
  - If one clip appears shorter or damaged, contact customer support for assistance.
- **Certain Shortcut Keys (e.g., Explorer, Email, Calculator) Not Functioning:**
  - While the keyboard has dedicated FN combinations for these functions, some operating systems or software configurations may prevent them from working as expected. Verify your system's hotkey settings.
- **Missing "END" Key Functionality:**
  - The KW98 is a 98% layout keyboard, which means some less commonly used keys, like a dedicated "END" key, may be omitted. Users may need to utilize software-based key remapping tools or alternative keyboard shortcuts within their applications (e.g., Ctrl + Right Arrow in some text editors) to achieve similar functionality.

## SPECIFICATIONS

Feature	Detail
Model Number	KW98
Brand	Trueque
Connectivity Technology	USB Wired
Keyboard Illumination	14-Zone RGB (7 colors + 7 modes)
Mouse Illumination	7-color cyclic gradual effect
Anti-Ghosting Keys	26 keys conflict-free
Special Features	Backlit, Hotkeys and Media Keys, Volume Roller, Adjustable Typing Angle, Stepped Key Layout
Mouse DPI Settings	1200-1800-2400-3200
Compatible Devices	Laptop, Personal Computer, Google TV, Smart TV, PS4, Xbox
Compatible OS	Windows 2000/2003/XP/Vista/Win 7/8/10, limited Mac OS support
Item Weight	2.48 pounds (Keyboard and Mouse combined)
Package Dimensions	16.73 x 9.49 x 2.32 inches

## WARRANTY AND SUPPORT

Trueque is committed to providing excellent customer service and product support.

- **Warranty:** The product comes with a 12-month free warranty.

- **Customer Service:** Trueque offers 24-hour online response and 360 days of brand service.
- **Email Support:** For inquiries, troubleshooting, accessory reissues, or returns and exchanges, please contact Trueque support via email at [truequeservice@outlook.com](mailto:truequeservice@outlook.com).
- **Phone Support:** You can also reach support by phone at 1-866-608-6766 (US) on Monday-Friday, 9am-1pm and 2pm-6pm (PST).

## POWERFUL AFTER-SALES BACKING



Pre-sales Q&A



Troubleshooting



Accessories Reissue



Returns and Exchanges

 Email support: [Truequeservice@outlook.com](mailto:Truequeservice@outlook.com)

 Call us : 1-866-608-6766(US) on Mon-Fri, 9am-1pm, 2pm-6pm(PST)

Image: Information on Trueque's powerful after-sales backing, including contact details for support.