

## SOWO Soundwave Mage

# SOWO Soundwave Mage Portable Bluetooth Speaker Instruction Manual

## INTRODUCTION

This manual provides essential information for the proper use and maintenance of your SOWO Soundwave Mage Portable Bluetooth Speaker. Designed for versatility, this speaker features a magnetic base, IP67 waterproof rating, and extended battery life, making it suitable for various indoor and outdoor environments. Please read these instructions carefully before operating the device.

# SMALL SIZE & LIGHT WEIGHT

Easy to operate with one hand



The SOWO Soundwave Mage speaker is designed to be compact and easily portable, fitting comfortably in one hand.

## PACKAGE CONTENTS

Verify that all items are present in the package:

- SOWO Soundwave Mage Bluetooth Speaker
- Carabiner Clip
- USB-C Charging Cable
- Instruction Manual



Illustration of the SOWO Soundwave Mage speaker and its included accessories.

## PRODUCT OVERVIEW

Familiarize yourself with the speaker's components and controls.



The SOWO Soundwave Mage speaker, showcasing its design and SOWO branding.






Detailed view of the speaker's control panel and connectivity port.

## SETUP

### Charging the Speaker

Before first use, fully charge the speaker. Connect the provided USB-C charging cable to the speaker's charging port and the other end to a compatible USB power adapter (not included). The charging indicator light will show charging status and turn off when fully charged. A full charge takes approximately 2.49 hours.



The speaker features a Type-C port for convenient charging.

## Powering On/Off

- **To Power On:** Press and hold the Power button for 2-3 seconds until you hear an audible prompt.
- **To Power Off:** Press and hold the Power button for 2-3 seconds until you hear an audible prompt.

## Bluetooth Pairing

1. Ensure the speaker is powered off.
2. Press and hold the Power button until the LED indicator flashes blue, indicating pairing mode.
3. On your device (smartphone, tablet, laptop), enable Bluetooth and search for available devices.
4. Select "SOWO Soundwave Mage" from the list of devices.
5. Once connected, the LED indicator will turn solid blue, and you will hear a confirmation tone.

## OPERATING INSTRUCTIONS

### Basic Controls

- **Play/Pause:** Press the Play/Pause button once.
- **Volume Up:** Press the "+" button.
- **Volume Down:** Press the "-" button.
- **Next Track:** Press and hold the "+" button.
- **Previous Track:** Press and hold the "-" button.

### True Wireless Stereo (TWS) Pairing

To achieve a stereo sound experience, you can pair two SOWO Soundwave Mage speakers together:

1. Ensure both speakers are powered on and not connected to any Bluetooth device.
2. On one speaker, double-press the Bluetooth button. It will enter TWS pairing mode.
3. The speakers will automatically search for and connect to each other. A confirmation tone will sound once paired.
4. Connect your device to one of the speakers via Bluetooth as described in the "Bluetooth Pairing" section. Both speakers will now play in stereo.

### Hands-Free Calling

When connected to a smartphone, the speaker's built-in microphone allows for hands-free calls:

- **Answer Call:** Press the Play/Pause button once.

- **End Call:** Press the Play/Pause button once during a call.
- **Reject Call:** Press and hold the Play/Pause button for 2 seconds.

## Magnetic Mounting and Clip Usage

The Soundwave Mage speaker features a strong magnetic base and includes a carabiner clip for versatile placement:

- **Magnetic Mounting:** Attach the speaker to any ferrous metal surface, such as a golf cart frame, refrigerator, or metal shelving. Ensure the surface is clean and flat for optimal adhesion.
- **Clip Hanging:** Use the included carabiner clip to attach the speaker to backpacks, belt loops, or other suitable loops for secure portability.

## IP67 WATERPROOF Stable Magnetic Adsorption



The speaker's magnetic base allows for stable attachment to metal surfaces, such as a golf cart.



## EXPERIENCE AN INCREDIBLE BATTERY LIFE

24 hours playtime under 50% volume, actual battery life may vary depending on volume level, music content, and usage habits.



The IP67 waterproof design ensures functionality in wet environments, including showers and pools.

## MAINTENANCE

### Cleaning

Due to its IP67 waterproof rating, the speaker can be rinsed with water. For general cleaning, wipe the speaker with a soft, damp cloth. Do not use abrasive cleaners or solvents, as these may damage the surface or internal components. Ensure the charging port is dry before connecting the charging cable.

### Battery Care

To maximize battery lifespan:

- Avoid fully discharging the battery frequently.
- Charge the speaker regularly, even if not in use for extended periods.
- Store the speaker in a cool, dry place when not in use.

## COVERLESS IP67 WATERPROOF

convenient charging without cover, with IP67 waterproof, no fear of any wet or splashy environment.



The speaker offers up to 24 hours of playtime at 50% volume, varying with usage.

### Storage

Store the speaker in a dry environment away from extreme temperatures and direct sunlight. If storing for a long period, charge the battery to approximately 50% before storage.

## TROUBLESHOOTING



Problem	Possible Solution
Speaker does not power on	Ensure the battery is charged. Connect the speaker to a power source using the USB-C cable.
Cannot pair with Bluetooth device	Ensure the speaker is in pairing mode (flashing blue LED). Turn off and on your device's Bluetooth. Move the speaker closer to your device.
No sound or low volume	Check the volume level on both the speaker and your connected device. Ensure the speaker is properly connected via Bluetooth.
Poor sound quality or intermittent connection	Move the speaker closer to your device and away from potential interference sources (e.g., Wi-Fi routers, other Bluetooth devices). Ensure no physical obstructions are between the speaker and device.
TWS pairing fails	Ensure both speakers are fully charged and not connected to any other Bluetooth device before initiating TWS pairing. Try resetting both speakers.

## SPECIFICATIONS






Feature	Detail
Model Name	Soundwave Mage
Connectivity Technology	Bluetooth 5.4
Wireless Range	Up to 39 feet (12 meters)
Speaker Output Power	12 Watts
Frequency Response	20 KHz
Water Resistance Level	IP67 (Waterproof and Dustproof)
Battery Capacity	1500 Milliamp Hours
Playtime	Up to 24 hours (at 50% volume)
Charging Time	Approximately 2.49 hours
Input Voltage	5 Volts
Item Weight	0.5 Pounds (8 ounces)
Product Dimensions	4.72"D x 2.76"W x 1.78"H
Special Features	Built-in Microphone, Dustproof, Lightweight, Portable, Waterproof, Magnetic Mounting

## WARRANTY AND SUPPORT

This SOWO product is covered by a standard manufacturer's warranty. For specific warranty terms, conditions, and duration, please refer to the warranty card included in your package or visit the official SOWO website. For technical support, troubleshooting assistance, or any product-related inquiries, please contact SOWO customer service through their official channels or the retailer from whom you purchased the product.

### Related Documents - Soundwave Mage

	<div><a href="#">SOWO Soundwave Mage Portable Speaker User Manual</a></div> <div>User manual for the SOWO Soundwave Mage wireless portable speaker, detailing its features, setup, operation, and specifications. This IP67 waterproof Bluetooth speaker offers 24-hour playtime and pro sound for various outdoor and indoor activities.</div>
--	---

	<p><a href="#">SOWO Soundwave Mage Bluetooth Speaker User Manual and Specifications</a></p> <p>Comprehensive user manual for the SOWO Soundwave Mage Bluetooth Speaker (Model S08), covering setup, operation, safety instructions, and technical specifications. Learn how to pair, use TWS mode, and understand LED indicators.</p>
	<p><a href="#">SOWO Surgeboom 2 User Guide and Specifications</a></p> <p>Comprehensive guide for the SOWO Surgeboom 2 portable Bluetooth speaker, covering setup, operation, features like TWS pairing and LED light themes, technical specifications, and troubleshooting.</p>
	<p><a href="#">SOWO Surgeboom 2 Quick Start Guide: IPX7 Waterproof Bluetooth Speaker</a></p> <p>This guide provides essential information for the SOWO Surgeboom 2 portable Bluetooth speaker, covering setup, features like IPX7 waterproofing and TWS connectivity, specifications, and safety guidelines.</p>
	<p><a href="#">SOWO Surgeboom 2 Portable Bluetooth Speaker User Manual</a></p> <p>User guide for the SOWO Surgeboom 2 portable Bluetooth speaker, covering setup, operation, features like TWS pairing, and troubleshooting.</p>
	<p><a href="#">SOWO Surgeboom 2 Portable Bluetooth Speaker User Guide &amp; Specifications</a></p> <p>Learn how to use your SOWO Surgeboom 2 portable Bluetooth speaker. This guide covers setup, operation, TWS pairing, troubleshooting, and technical specifications.</p>