

## ATOTOZONE A5L

# ATOTOZONE A5L 10.1-inch Android Display Audio User Manual

Model: A5L | Brand: ATOTOZONE

## 1. INTRODUCTION

The ATOTOZONE A5L is a versatile 10.1-inch Android Display Audio system designed to enhance your in-car experience. It features a powerful Android OS, a Cortex-A53 4-core 1.3GHz processor, 2GB RAM, and 32GB storage, allowing you to download and run thousands of applications from the Google Play Store, including popular streaming services like TikTok, Spotify, and YouTube.

This unit offers flexible internet connectivity options through Wi-Fi hotspot, Bluetooth tethering, or USB tethering, ensuring you stay connected and receive seamless Over-The-Air (OTA) updates. It supports both wired and wireless Apple CarPlay and Android Auto, enabling you to use voice assistants like Siri or Google Assistant for navigation, music, messaging, and calls directly from your dashboard.

The A5L boasts a 10.1-inch full-touch IPS display with a 1280x720 resolution, providing vibrant and realistic colors from a wide 178° viewing angle. It includes essential ports such as a USB port for smartphone linking, a TF slot for media (supporting up to 128GB), and an AUX input for external audio devices. For an optimized audio experience, the device is equipped with an upgraded Digital Signal Processor (DSP), featuring a built-in amplifier (Peak 4x45W, RMS 4x24W) and a 24-band EQ with 9 presets, allowing for personalized sound adjustments.

Further enhancing your driving experience, the A5L integrates a GenAI In-Car Assistant called DriveChat, powered by AI technologies like ChatGPT 5.2 and Gemini 3.0 for natural voice interactions. It also supports GPS tracking via the TrackHU app, AHD rear-view camera input, and Bluetooth connectivity for various third-party devices.

## 2. SETUP AND INSTALLATION

This section guides you through the installation process of your ATOTOZONE A5L unit. Proper installation is crucial for optimal performance and safety.

### 2.1. Checking Compatibility and Dimensions

Before installation, ensure your vehicle's dashboard opening is compatible with the A5L unit. The display has a length of

258mm and a width of 160mm. The rear chassis has a length of 170mm, a width of 36mm, and a height of 95mm. Verify that there is sufficient space for the double-DIN head unit.



Image: Detailed dimensions of the ATOTOZONE A5L head unit, showing the screen and chassis measurements for compatibility checks.

## 2.2. Wiring Diagram

Refer to the following wiring diagram for correct connections. Ensure all connections are secure before powering on the device.

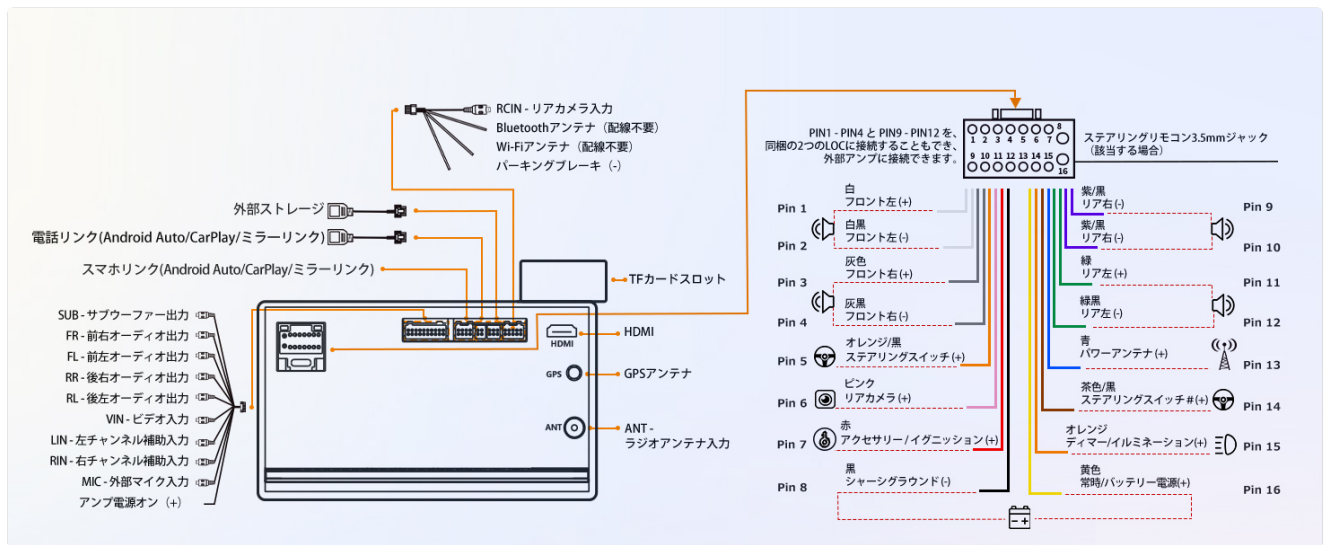


Image: Comprehensive wiring diagram for the ATOTOZONE A5L, illustrating connections for power, speakers, cameras, and other peripherals.

## 2.3. Installation Methods

There are two primary installation methods:

- Standard Double-DIN Opening Installation:** This method uses the adjustable mounting brackets and adaptive cage provided.
- Vehicle-Specific Opening Installation:** For certain vehicles, a dedicated dash kit (often from a third-party supplier like YOFUNG) is required to ensure a perfect fit and maintain the vehicle's aesthetic.

For a visual guide on assembly and installation, please watch the official video below:

Your browser does not support the video tag.

Video: Official ATOTO guide on assembling and installing the head unit, demonstrating both standard double-DIN and vehicle-specific methods.

### 3. OPERATING INSTRUCTIONS

The ATOTOZONE A5L offers a rich set of features to enhance your driving experience. Here's how to get the most out of your device:

#### 3.1. Android OS and App Ecosystem

The A5L runs on a full Android operating system, providing access to a vast array of applications via the Google Play Store. Enjoy your favorite apps like TikTok, Spotify, YouTube, and navigation tools directly on your car stereo.



Image: The ATOTOZONE A5L display showcasing a variety of Android applications, highlighting its smart functionality.

#### 3.2. Internet Connectivity

Stay connected on the go with multiple internet options:

- **Wi-Fi Hotspot:** Connect to your smartphone's Wi-Fi hotspot for stable, high-speed internet access.

- **Bluetooth Tethering:** Use Bluetooth for low-power internet connectivity.
- **USB Tethering:** Connect your phone via USB for internet access while also charging your device.



Image: The ATOTOZONE A5L display illustrating the Wi-Fi, Bluetooth, and USB tethering options for internet access.

### 3.3. Wireless CarPlay & Android Auto

Seamlessly integrate your smartphone with the A5L using both wired and wireless Apple CarPlay and Android Auto. Access navigation, music, messages, and make calls using voice commands through Siri or Google Assistant.



Image: The ATOTOZONE A5L display showing active Wireless CarPlay and Android Auto interfaces, with a smartphone connected wirelessly.

### 3.4. Full Touch IPS Display

The 10.1-inch IPS display offers a 1280x720 resolution and a 178° wide viewing angle for clear and vibrant visuals. It supports split-screen functionality, allowing you to run two applications simultaneously.



Image: The ATOTOZONE A5L's 10.1-inch IPS display demonstrating its wide viewing angle and split-screen capability for multitasking.

### 3.5. Upgraded DSP and Audio Customization

Experience superior sound quality with the built-in Digital Signal Processor (DSP) and amplifier. Customize your audio with the 24-band EQ and 9 presets. The time alignment feature ensures that all sound reaches your ears harmoniously, creating an immersive listening experience.

# デジタル信号プロセッサ (DSP)

24バンドEQ&9プリセット

音楽の好みに応じた音声調整



## タイムアライメント

すべての座席から調和のとれた音を実現





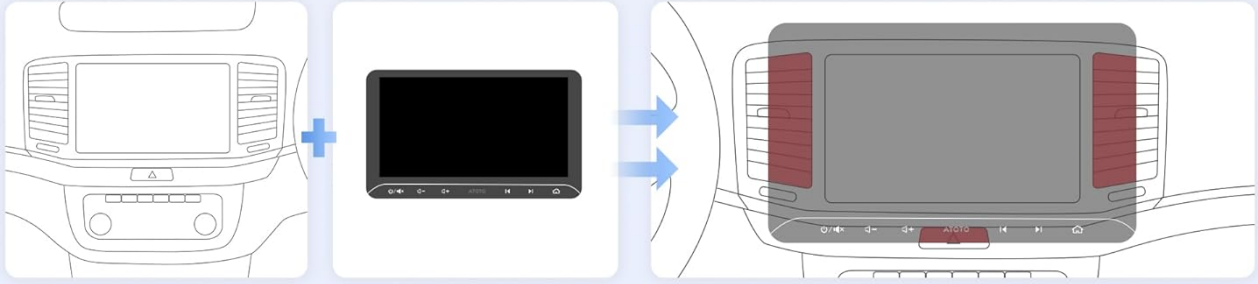
Image: The ATOTOZONE A5L display showing the 24-band equalizer and DSP settings for advanced audio customization.

### 3.6. GenAI Car Assistant - DriveChat

The integrated DriveChat AI assistant, powered by ChatGPT and Gemini, allows for natural voice conversations. Control apps, use offline voice commands, and receive timely voice reminders based on road and in-car conditions, all while keeping your focus on driving.



車種によっては、ディスプレイの一部がエアコン送風口や操作パネルに重なる場合があります。必ず取付前に、必要な操作や通風を妨げないかご確認ください。



## Package Information



カーステレオ  
(取付フレーム付き)



電源ケーブル



リアカメラ  
入力ハーネス



RCAコネクタ



USB外部  
ストレージ



USBスマホ  
連携用ケーブル



GPSアンテナ



ダブルDIN  
ブラケット



マウンティング  
ブラケット



取付ネジ



オンライン  
クイックガイド



製品ケア・  
オンラインサポート

Image: The ATOTOZONE A5L display showing the DriveChat AI assistant responding to a voice command, enhancing hands-free operation.

### 3.7. GPS Tracking with TrackHU

The TrackHU app provides real-time vehicle updates, travel data management, and route playback. It also offers instant alerts for geofencing and online/offline status, ensuring you can monitor your vehicle effectively.

## 進化したナビゲーション体験: 直接アクセスまたはCPAA接続



Image: The ATOTOZONE A5L display showing the TrackHU app interface with GPS tracking, route playback, and geofencing features.

### 3.8. AHD Rear View Camera Input

Connect an AC-HD02LR rear-view camera (sold separately) to the A5L for a clear 720P AHD rear-view display, complete with guidelines to assist with parking and maneuvering.



Image: The ATOTOZONE A5L display showing a clear 720P AHD rear-view camera feed with parking guidelines, enhancing safety.

### 3.9. Bluetooth Connectivity

The A5L's Bluetooth system allows seamless connection to various third-party Bluetooth devices, including smartphones and diagnostic scanners. Enjoy music playback and access other Bluetooth functions without interruption.

### 3.10. Split Screen Functionality

Utilize the split-screen feature to multitask efficiently. For example, you can have navigation open on one side of the screen while controlling your music on the other, enhancing convenience and productivity.

Your browser does not support the video tag.

Video: Official ATOTO A5 Lite demonstration of key operating features, including Android Auto, CarPlay, DSP, and the DriveChat AI assistant.

## 4. MAINTENANCE

## 4.1. Software Updates (OTA)

The ATOTOZONE A5L supports Over-The-Air (OTA) updates. Regularly check for and install updates to ensure your system has the latest features, bug fixes, and performance improvements. This keeps your device running optimally and securely.



Image: The ATOTOZONE A5L display showing the progress of an Over-The-Air (OTA) software update, indicating system maintenance.

## 4.2. General Care and Cleaning

To maintain the longevity and appearance of your A5L, regularly wipe the screen and exterior with a soft, dry cloth. Avoid using harsh chemicals or abrasive materials that could damage the display or finish.

## 5. TROUBLESHOOTING

If you encounter any issues during installation or operation, please refer to the following general advice. For complex problems, contact customer support.

- **Installation Issues:** If the car navigation unit does not fit correctly into the dashboard opening, or if the final installation effect is unsatisfactory, please contact ATOTO after-sales service.
- **Connectivity Problems:** Ensure all cables are securely connected and that your smartphone's Wi-Fi or Bluetooth tethering is active and correctly configured.
- **Software Glitches:** Try restarting the device. If the issue persists, check for available OTA updates.

## 6. SPECIFICATIONS

Feature	Detail
Brand	ATOTOZONE
Model Number	A01-SRT

Connectivity Technology	AUX, Bluetooth, HDMI, USB, Wi-Fi
Controller Type	Android
Special Features	Android Auto, Apple CarPlay, Built-in Bluetooth, Wi-Fi compatible, USB Tethering (YouTube, Hulu, Netflix viewing possible), Android 2GB+32GB, Built-in DSP and Amplifier
Compatible Devices	Amplifier, Speakers, Smartphone
Audio Output Mode	Stereo
Surround Sound Channel Configuration	4.1
Supported Internet Services	Google, Netflix, Pandora, Spotify, YouTube
Control Method	App, Touch, Remote, Voice
Wireless Type	Bluetooth, FM/AM, Wi-Fi

## 7. WARRANTY AND SUPPORT

### 7.1. Product Care and Warranty

Your ATOTOZONE A5L comes with a standard 12-month product support period from the date of purchase. An additional 6 months of extended support may be available if certain conditions are met. Please refer to the product leaflet or your order page for detailed information on how to qualify for extended support.

### 7.2. Customer Support

For any questions, technical assistance, or warranty claims, our online support platform is available to provide prompt responses within 24 hours. You can contact our support team through the Amazon supplier profile for 'CROSSBORDER JP'. We are always happy to assist you.

**Supplier:** CROSSBORDER JP

Please visit the supplier's profile on Amazon for contact details and further assistance.