

[Manuals.plus](#) /

› [HEADFOX](#) /

› HEADFOX N2 Road Motorcycle Bluetooth Flip-up ISI Certified Helmet User Manual

## HEADFOX N2 Road

# HEADFOX N2 Road Motorcycle Bluetooth Flip-up ISI Certified Helmet

Model: N2 Road

## INTRODUCTION

This manual provides essential information for the safe and effective use of your HEADFOX N2 Road Motorcycle Bluetooth Flip-up ISI Certified Helmet. Please read it thoroughly before use and retain it for future reference.

## What's in the Box

- Charge Cable
- Leaf (Quick Start Guide/Informational Leaflet)
- User Manual (this document)
- Warranty Card
- Stickers
- Smart Helmet

# TREASURE BOX



## SMART HELMET



**TYPE C  
CABLE**



**KICK START  
GUIDE**



**WARRENTY  
CARD**



**STICKERS**

Image: Contents of the HEADFOX N2 Helmet package.

## Key Features

- Integrated 5.2 Bluetooth Smart Technology for hands-free calls, music, and navigation.
- Environmental Noise Suppression Technology and Smart Voice Control for clear audio.
- Long-lasting battery: 48 hours talk time, 110 hours standby, 3-hour Type-C fast charging.
- ISI-certified flip-up helmet design for comfort and road safety.
- Dual visor system for optimal visibility in various light conditions.
- Rear lights for enhanced night safety.
- Water-resistant construction.
- Constructed from Acrylonitrile Butadiene Styrene (ABS) material.
- Lightweight design at approximately 1250 grams.

## SETUP GUIDE

### 1. Initial Charging

Before first use, fully charge your helmet's integrated Bluetooth system. Connect the provided Type-C charge cable to the helmet's charging port and a suitable power source. A full charge typically takes

approximately 3 hours.

Once fully charged, the helmet offers up to 48 hours of talk time and 110 hours of standby time.

## 2. Bluetooth Pairing

1. Ensure your helmet's Bluetooth is in pairing mode (refer to the 'Leaf' quick start guide for specific button presses).
2. On your mobile device, go to Bluetooth settings and search for available devices.
3. Select "HEADFOX N2" (or similar name) from the list to connect.
4. Once paired, you can connect a second mobile device simultaneously.

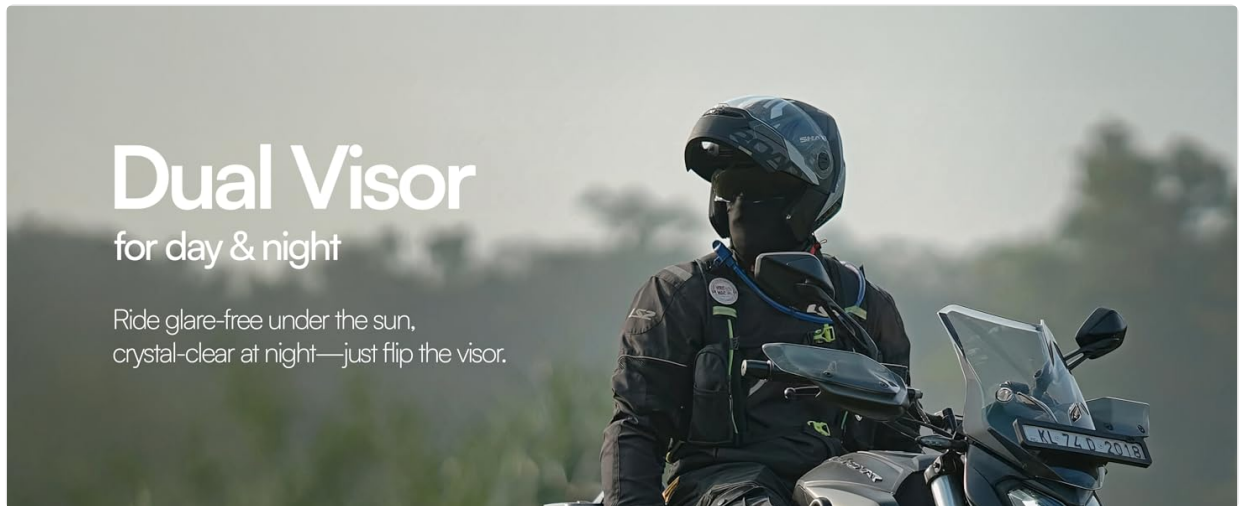


Image: Bluetooth connectivity for music and calls.

## OPERATING INSTRUCTIONS

### 1. Call Management

The helmet features integrated controls and voice command capabilities for managing calls. Environmental Noise Suppression Technology ensures clear communication even at higher speeds.

- **Answering/Ending Calls:** Use the designated button on the helmet or voice commands (e.g., "Answer Call").
- **Voice Assistant:** Activate your smartphone's voice assistant (e.g., Siri, Google Assistant) via helmet controls for hands-free operation.

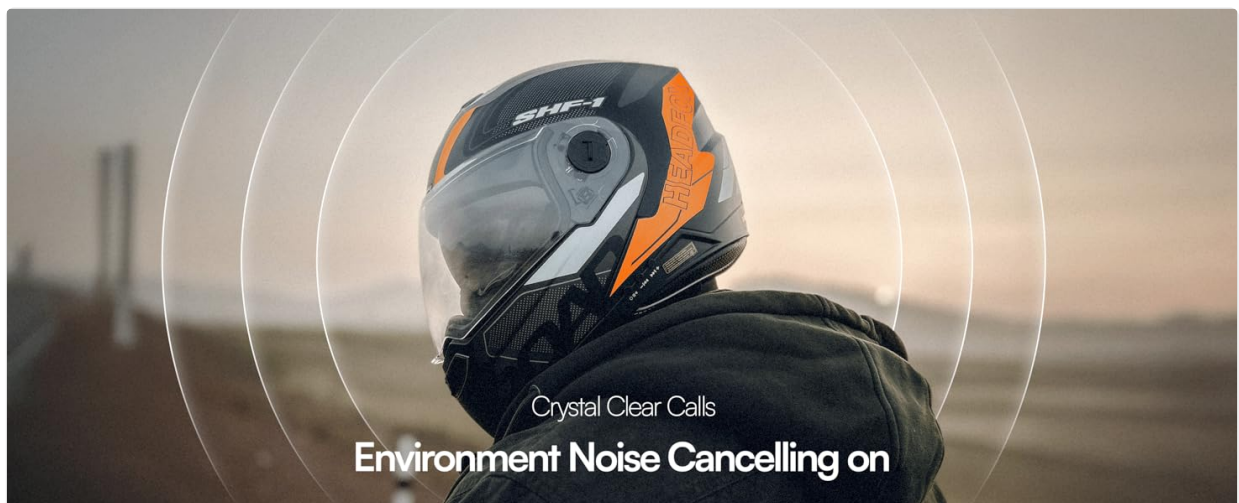


Image: Environmental Noise Cancelling for clear calls.

## 2. Music and Navigation

Once paired, you can stream music and receive navigation instructions directly through the helmet's integrated speakers. The 40mm headphones and ENC boom mic provide crisp sound quality.

- **Music Playback:** Use helmet controls for play, pause, skip tracks, and volume adjustment.
- **Navigation:** Audio directions from your paired smartphone will be delivered directly to your ears.



Image: Crisp sound quality features.

## 3. Visor Operation

The HEADFOX N2 helmet features a dual visor system for adaptability to different lighting conditions.

- **Outer Visor:** The transparent outer visor is suitable for general riding and night use.
- **Inner Sun Visor:** The retractable inner sun visor provides protection from glare during daytime riding. Operate it using the side lever mechanism.



Image: Dual visor system for day and night.

## 4. Rear Lights

For enhanced safety during night rides, the helmet is equipped with rear lights. These lights help alert other drivers to your presence on the road.



Image: Rear lights for smart safety.

## MAINTENANCE

### 1. Cleaning the Helmet

- **Exterior:** Use a soft cloth dampened with mild soap and water. Avoid harsh chemicals or abrasive cleaners.
- **Visors:** Clean visors with a soft, lint-free cloth and warm water. Specialized helmet visor cleaners can also be used. Do not use ammonia-based cleaners.
- **Interior Padding:** The interior padding is washable. Remove it carefully and hand wash with mild soap. Allow to air dry completely before reinserting.

### 2. Battery Care

- Charge the helmet regularly, even if not in frequent use, to maintain battery health.
- Avoid exposing the helmet to extreme temperatures, which can affect battery life.
- Use only the provided Type-C charging cable or a certified replacement.

## TROUBLESHOOTING

Problem	Possible Cause	Solution
Helmet does not power on.	Low battery or discharged battery.	Charge the helmet fully using the provided Type-C cable.
Unable to pair via Bluetooth.	Helmet not in pairing mode; mobile device Bluetooth off; too many paired devices.	Ensure helmet is in pairing mode. Turn mobile Bluetooth off and on. Forget previous devices on your phone and try again.
Low volume during calls or music.	Volume settings on helmet or phone are low; environmental noise.	Increase volume on both helmet and phone. Environmental Noise Suppression is active, but extreme noise may still affect perception.
Charging cable issues.	Damaged cable or incompatible charger.	Inspect the charging cable for damage. Use only the original or a certified Type-C cable and a compatible power adapter.

## TECHNICAL SPECIFICATIONS

Feature	Detail
Model Name	Road
Bluetooth Version	5.2
Battery Life (Talk Time)	Up to 48 hours
Battery Life (Standby)	Up to 110 hours
Charging Time	Approx. 3 hours (Type-C)
Material Type	Acrylonitrile Butadiene Styrene (ABS)
Certification	ISI Certified
Item Weight	1 kg 250 g
Item Dimensions (LxWxH)	34 x 26 x 26 Centimeters
Country of Origin	India

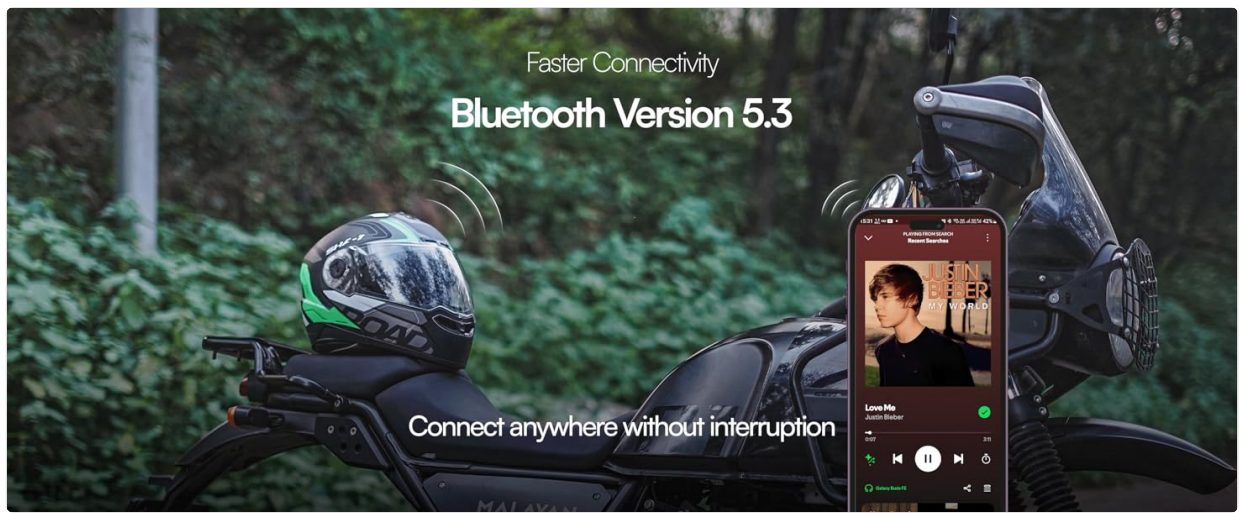


Image: Key specifications and features.

## WARRANTY AND SUPPORT

Your HEADFOX N2 helmet comes with a warranty. Please refer to the included Warranty Card for details regarding coverage, terms, and conditions.

For technical support or service inquiries, please contact HEADFOX customer service. Contact information can typically be found on the Warranty Card or the official HEADFOX website.

**Manufacturer:** M/s. 3 Generations -Plot No.80, EPIP-2, Village Thana, Tehsil Baddi , Baddi : 173205

**Packer:** HeadFox Innovations Pvt. Ltd Khasra No.153, RAS Colony, near Golden Era Academy, JDA Colony, Jagatpura, Jaipur, Rajasthan 302017 Phone: 07976980876

## PRODUCT VIDEO

### HEADFOX N2 Helmet Features Overview

Your browser does not support the video tag.

Video: A detailed overview of the HEADFOX N2 helmet's features, including Bluetooth connectivity, battery life, dual visor, and safety aspects.