

## Ikarao Shell S2

# User Manual: Ikarao Shell S2 Portable Karaoke Machine

Model: Shell S2 | Brand: Ikarao

## PRODUCT OVERVIEW

The Ikarao Shell S2 is a portable, all-in-one karaoke machine designed for adults, featuring a built-in lyrics display and screen. It comes with two self-charging wireless microphones and a powerful 140W speaker, making it suitable for various events from home parties to outdoor camping.

Its compact design with an aluminum alloy handle and rechargeable battery (up to 8 hours playtime) ensures easy portability and extended use. The system integrates with karaoke apps, allowing users to easily search and sing their favorite songs.



Image: The Ikarao Shell S2 karaoke machine with its screen open, revealing the two wireless microphones stored and charging inside.

## PACKAGE CONTENTS

Please ensure all items are present in the package:

- 1x Shell S2 Smart Karaoke Machine
- 2 x Bluetooth Wireless Microphones
- 1 x Type-C Cable (Note: Charger not included)
- 1 x User Manual (this document)

## SETUP GUIDE

### 1. Initial Charging

Before first use, fully charge the Ikarao Shell S2. Connect the provided Type-C cable to the machine's Type-C port and plug the other end into a compatible USB power adapter (not included). The charging

indicator will show progress.

## 2. Microphone Charging and Pairing

The two wireless microphones are designed to self-charge when placed in their dedicated slots on top of the Shell S2 unit. Ensure they are properly seated. The microphones will automatically pair with the main unit when powered on.



Image: The wireless microphones are conveniently stored and automatically charged within the top speaker slots of the main unit.

## 3. Powering On

Press and hold the power button on the main unit to turn it on. The built-in screen will activate, displaying the user interface.



## 4. Wi-Fi Connection

Navigate to the settings menu on the screen to connect the device to your Wi-Fi network. A stable internet connection is required for accessing online karaoke libraries and streaming services.

## 5. Connecting to a TV (Optional)

For an immersive experience, connect the Shell S2 to your television using an HDMI cable (not included). This will mirror the display, allowing lyrics and videos to be shown on a larger screen.



Image: The Ikarao Shell S2 connected to a television, providing a larger display for lyrics and an enhanced karaoke experience.

## OPERATING INSTRUCTIONS

## 1. Using Karaoke Apps (KaraFun, YouTube, Spotify)

The Shell S2 comes pre-installed with popular karaoke applications like KaraFun, YouTube, and Spotify. Select the desired app from the home screen.

- **KaraFun:** Access over 50,000 karaoke songs. A free 6-month subscription is included (contact Ikarao support for activation if needed). You can customize key and tempo.
- **YouTube:** Stream millions of karaoke songs directly from YouTube.
- **Spotify:** Play music from your Spotify account.

# Free 6-Mos *KaraFun Prime*

Delivers the ultimate karaoke experience, whether it's a small gathering or a professional group.



61000+ Songs  
Still Updating



KaraFun QR Code  
Remote Control



Custom Key & Tempo



Image: The KaraFun Prime interface, offering a vast library of songs for an enhanced karaoke experience.

## 2. Microphone Usage and Effects

The two wireless microphones feature super-cardioid pickup for clear sound. Each microphone can be



adjusted independently. The system offers 8 sound effects and EQ adjustments to enhance your vocal performance.

### 3. Sound Adjustments

The Shell S2 delivers 140W peak power through dual 2.7-inch full-range speakers. Utilize the DSP chips and smart crossover technology for balanced, noise-reduced, and echo-cancelled sound. Press the "Bass Boost" button for enhanced low-frequency response.



Image: An internal view of the Ikarao Shell S2 speakers, illustrating the components responsible for its powerful 140W sound and bass boost feature.

### 4. Connectivity Options

The Shell S2 supports various connection types:

- **Bluetooth:** Connect compatible devices wirelessly.
- **HDMI:** Output video and audio to a TV or monitor.
- **OTG:** On-The-Go connectivity.
- **Type-C:** For charging and data transfer.
- **USB:** Connect USB drives for local media playback.
- **AUX IN:** Connect external audio sources via a 3.5mm audio cable.
- **AUX OUT:** Output audio to external speakers or sound systems.
- **Wired Mic:** Option to connect a wired microphone.

## MAINTENANCE AND CARE

- Keep the device clean by wiping it with a soft, dry cloth. Avoid using abrasive cleaners or solvents.
- Store the karaoke machine in a cool, dry place away from direct sunlight and extreme temperatures.
- Ensure microphones are properly seated in their charging slots when not in use to maintain battery life and prevent loss.
- Avoid dropping the unit or microphones, as this can cause internal damage.

## TROUBLESHOOTING

Problem	Possible Solution
No Power / Won't Turn On	Ensure the unit is fully charged. Connect to power source and try again.
Microphones Not Working	Ensure microphones are charged and properly seated in their slots. Check if they are powered on and paired.
No Sound Output	Check volume levels on both the machine and connected devices (TV, external speakers). Ensure correct input/output connections.
Screen Lagging (especially with YouTube/Spotify)	Ensure a strong and stable Wi-Fi connection. Close other background applications if possible. Restart the device if necessary.
KaraFun Subscription Issue	Contact Ikarao customer support for assistance with activating your 6-month free KaraFun Prime subscription. Ensure you are creating the account directly on the karaoke machine.

## SPECIFICATIONS

Feature	Detail
Model Number	Shell S2
Item Weight	7.02 pounds

Feature	Detail
Product Dimensions	5.51 x 9.65 x 5.91 inches
Speaker Output	140W Peak Power
Speaker Count	2 (Dual 2.7" full-range)
Battery Type	Lithium Ion (1 included)
Playtime	Up to 8 hours
Connectivity	Bluetooth, HDMI, OTG, Type-C, USB, AUX IN, AUX OUT, Wired Mic, WiFi
Compatible Devices	Television, PA System, Home Theater, Laptop, Tablet, Smartphone
Special Features	Built-in Lyrics Display Screen, 2 Self-Charging Wireless Microphones, Built-in Handle & Powerbank, 6-Months KaraFun Prime
Country of Origin	China

## OFFICIAL PRODUCT VIDEO

Your browser does not support the video tag.

Video: An official product video from Ikarao showcasing the Shell S2 Portable Karaoke Machine and its features.

## WARRANTY AND SUPPORT

### Warranty Information

A 1-year warranty is provided for the Ikarao Shell S2 karaoke machine, covering manufacturing defects and malfunctions under normal use.







### Customer Support

For any inquiries, technical assistance, or warranty claims, please contact Ikarao customer service:

- **Email:** [Support@ikarao.com](mailto:Support@ikarao.com)
- Customer service is available 24 hours online.

If you are not satisfied with the product or encounter any issues, please contact us before considering a return or taking any other action. We promise to provide you with a 100% satisfactory solution.



 <p>Ikarao® <b>Shell S1</b> Smart Karaoke Speaker</p>	<p><a href="#">Ikarao Shell S1 Smart Karaoke Speaker User Manual</a></p> <p>Comprehensive user manual for the Ikarao Shell S1 Smart Karaoke Speaker, covering setup, features, operation, troubleshooting, and technical specifications. Learn how to connect, use the microphones, and enjoy karaoke.</p>
 <p><b>QUICK START GUIDE</b></p>	<p><a href="#">Ikarao BREAK X1 Quick Start Guide</a></p> <p>A concise guide to setting up and using the Ikarao BREAK X1 portable karaoke speaker system, covering features like Bluetooth, Wi-Fi, microphones, and charging.</p>
 <p><b>QUICK START GUIDE</b></p>	<p><a href="#">Ikarao Break X2 Smart Karaoke Machine: Quick Start Guide &amp; Specifications</a></p> <p>Get started with your Ikarao Break X2 Smart Karaoke Machine. This guide covers setup, features, specifications, and usage for the karaoke system with a 10.1-inch tablet and wireless microphones.</p>
 <p><b>QUICK START GUIDE</b></p>	<p><a href="#">Ikarao Shell S1 Quick Start Guide</a></p> <p>A quick start guide for the Ikarao Shell S1 speaker, covering setup, features, and basic operations including Bluetooth, local audio, HDMI, Wi-Fi, and microphone usage.</p>
 <p>Ikarao® <b>Shell S1</b> Smart Karaoke Speaker</p>	<p><a href="#">Ikarao Shell S1 Smart Karaoke Speaker User Manual</a></p> <p>Comprehensive user manual for the Ikarao Shell S1 smart karaoke speaker, detailing setup, features, troubleshooting, and technical specifications. Learn how to use your device for an enhanced audio experience.</p>
 <p>Ikarao® <b>Break X2</b> Smart Karaoke Speaker</p>	<p><a href="#">Ikarao Break X2 Smart Karaoke Speaker User Manual</a></p> <p>Comprehensive user manual for the Ikarao Break X2 Smart Karaoke Speaker, covering setup, features, and operation in multiple languages.</p>