

Graco 2215506

Graco 4Ever DLX 4-in-1 Car Seat Instruction Manual

Model: 2215506

INTRODUCTION

The Graco 4Ever DLX 4-in-1 Car Seat is designed to provide 10 years of safe and comfortable use for your child, adapting through four distinct modes. This manual provides essential information for proper installation, operation, maintenance, and troubleshooting to ensure the safety and longevity of your car seat.



Image: The Graco 4Ever DLX 4-in-1 Car Seat in Maven 2.0 color, showcasing its design and features.

SAFETY INFORMATION

Your child's safety is paramount. The Graco 4Ever DLX car seat is **Graco ProtectPlus Engineered**, meaning it has undergone rigorous crash testing to help protect your child in frontal, side, rear, and rollover crashes. Always read and follow all instructions in this manual and those provided with your vehicle. Failure to do so can result in serious injury or death.

- Always secure your child properly in the car seat according to their age, weight, and height.
- Ensure the car seat is correctly installed in your vehicle before every use.
- Never leave your child unattended in the car seat.
- Do not use the car seat if it has been involved in a crash, even if there is no visible damage.



Image: Diagram illustrating the Graco 4Ever DLX car seat's ProtectPlus Engineered safety features, highlighting protection in various crash types.

SETUP AND INSTALLATION

The Graco 4Ever DLX car seat offers four modes of use, accommodating children from infancy through booster age. Refer to the specific instructions for each mode to ensure correct installation.

Car Seat Modes and Weight Limits:

- **Rear-Facing Harness:** For infants weighing 4-40 lb.
- **Forward-Facing Harness:** For toddlers weighing 26.5-65 lb.
- **Highback Belt-Positioning Booster:** For children weighing 40-100 lb.
- **Backless Belt-Positioning Booster:** For children weighing 40-120 lb.

10 years

Four modes. One Seat



Rear-facing
harness

Forward-facing
harness

Highback
booster

Backless
booster

Image: Visual representation of the four modes of the Graco 4Ever DLX car seat, showing children of different ages in each configuration.

Installation Methods:

- **InRight LATCH System:** Provides an easy, one-second attachment with an audible click to confirm secure installation.
- **Vehicle Seat Belt Installation:** Features an integrated belt lock-off for simplified and secure installation using your vehicle's seat belt.



Image: A hand interacting with the integrated belt lock-off on the car seat, illustrating its ease of use for secure installation.

OPERATING INSTRUCTIONS

The Graco 4Ever DLX car seat is designed for ease of use and child comfort.

Harness and Headrest Adjustment:

- **Simply Safe Adjust Harness System:** Allows you to adjust the harness and 10-position headrest together in one motion, eliminating the need for rethreading as your child grows.
- **6-Position Recline:** Adjust the recline to keep your child comfortable and assist with proper installation angles.

Harness Storage:

- **Fuss-Free Harness Storage:** Rubberized storage compartments keep the harness straps out of the way, making it easier to get your child in and out of the seat.



Image: A parent fastening a child into the car seat, demonstrating the convenience of the Fuss-Free harness storage system.

MAINTENANCE

Regular cleaning and maintenance will help keep your Graco 4Ever DLX car seat in optimal condition.

Cleaning Instructions:

- **RapidRemove Cover:** The seat cover can be removed in 60 seconds for machine washing, without uninstalling the car seat. Refer to the care tag for specific washing instructions.
- **Buckles and Hardware:** Clean with a damp cloth and mild soap. Do not use harsh chemicals or abrasives.
- **Frame:** Wipe down the plastic and metal parts with a damp cloth and mild soap.

Ride safe & secure

ProtectPlus Engineered™ to help protect in frontal, side, rear and rollover crashes



Image: A hand easily detaching the RapidRemove cover from the car seat, illustrating the convenience of cleaning without full uninstallation.

TROUBLESHOOTING

If you encounter issues with your Graco 4Ever DLX car seat, consider the following common solutions. For detailed troubleshooting or issues not listed here, please consult the full product manual or contact Graco customer support.

- **Difficulty with Installation:** Ensure the LATCH connectors are fully engaged or the vehicle seat belt is routed correctly through the integrated belt lock-off. Check for any slack in the straps.
- **Harness Not Tightening:** Verify that the harness straps are not twisted and are routed correctly through the harness slots. Ensure the chest clip is at armpit level.
- **Headrest Adjustment Issues:** Check for obstructions and ensure the Simply Safe Adjust handle is fully engaged when attempting to move the headrest.
- **Recline Not Adjusting:** Ensure the recline handle is fully depressed and the seat is not obstructed by the vehicle seat.

SPECIFICATIONS

Feature	Detail
Product Dimensions	20 x 21.5 x 24 inches
Item Model Number	2215506
Minimum Weight Recommendation	4 Pounds
Maximum Weight Recommendation	120 Pounds
Material Type	Polyester
Number of Reclining Positions	10
Harness Type	5-Point
Item Weight	27.2 pounds
Installation Type	Latch
Color	Maven 2.0

WARRANTY AND SUPPORT

For detailed warranty information, please refer to the documentation included with your Graco 4Ever DLX car seat or visit the official Graco website. Warranty terms typically cover manufacturing defects for a specified period from the date of purchase.

Customer Support:


If you require assistance, have questions about installation, or need to report an issue, please contact Graco customer support. You can find contact information and additional resources on the official Graco website: www.gracobaby.com.




For instructional videos and additional product information, please check the official Graco website or their authorized channels, as no specific videos were provided for direct embedding.



© 2024 Graco. All rights reserved.

Related Documents

	<p>Graco 4EVER DLX 4-in-1 Car Seat Instruction Manual</p> <p>User guide for the Graco 4EVER DLX 4-in-1 Car Seat, detailing rear-facing, forward-facing, and booster modes. Learn safe installation using LATCH or seat belts, proper child securing, and maintenance tips for optimal child safety.</p>
---	---

 <p>MANUAL DE INSTRUCCIONES 3 EN 1</p> <p>GRACO</p> <p>SLIMFIT™</p> <p>ASIENTO DE AUTOMÓVIL 3-EN-1</p> <p>Lea este manual de instrucciones</p> <p>No intente usar este asiento de seguridad con un niño que no sea el niño para el que se diseñó. Siempre asegure al niño correctamente en el asiento de acuerdo con las instrucciones de instalación y uso. Consulte el manual de instrucciones para obtener más información.</p>	<p>Graco SlimFit 3-in-1 Car Seat Manual</p> <p>Comprehensive instructions and safety information for the Graco SlimFit 3-in-1 car seat, covering installation, usage, and care for rear-facing, forward-facing, and high-back booster modes.</p>
 <p>MANUAL DE INSTRUCCIONES 2021</p> <p>GRACO</p> <p>4EVER DLX SNUGLOCK™</p> <p>ASIENTO DE AUTOMÓVIL 4 EN 1</p> <p>Lea este manual de instrucciones</p> <p>No intente usar este asiento de seguridad con un niño que no sea el niño para el que se diseñó. Siempre asegure al niño correctamente en el asiento de acuerdo con las instrucciones de instalación y uso. Consulte el manual de instrucciones para obtener más información.</p>	<p>Graco 4Ever DLX SnugLock 4-in-1 Car Seat Manual</p> <p>Comprehensive user manual for the Graco 4Ever DLX SnugLock 4-in-1 car seat, covering installation, usage, safety features, and maintenance. Includes instructions for rear-facing, forward-facing, and booster seat modes.</p>
 <p>MANUAL DE INSTRUCCIONES 2019</p> <p>GRACO</p> <p>4EVER™ DLX</p> <p>ASIENTO DE AUTOMÓVIL 4 EN 1</p> <p>Read This Instruction Manual</p> <p>No intente usar este asiento de seguridad con un niño que no sea el niño para el que se diseñó. Siempre asegure al niño correctamente en el asiento de acuerdo con las instrucciones de instalación y uso. Consulte el manual de instrucciones para obtener más información.</p>	<p>Graco 4Ever DLX 4-in-1 Car Seat Instruction Manual</p> <p>User manual for the Graco 4Ever DLX 4-in-1 Car Seat, detailing installation, safety guidelines, features, and care for rear-facing, forward-facing, and booster modes.</p>