

SoundPEATS Clear Dot

SoundPEATS Clear Dot Wireless Earbuds User Manual

Model: Clear Dot

1. PRODUCT OVERVIEW

The SoundPEATS Clear Dot Wireless Earbuds offer a high-quality audio experience with advanced features. This manual provides instructions for setup, operation, maintenance, and troubleshooting to ensure optimal use of your earbuds.



Image: SoundPEATS Clear Dot Wireless Earbuds in their transparent charging case, showcasing the design and charging indicator light.

Package Contents:

- SoundPEATS Clear Dot Wireless Earbuds (L/R)
- Charging Case
- USB-C Charging Cable
- User Manual



Image: The SoundPEATS Clear Dot earbuds, charging case, USB-C cable, and product box, illustrating all items included in the package.

2. SETUP

2.1 Initial Charging

Before first use, fully charge the earbuds and the charging case. Connect the USB-C charging cable to the charging port on the case and a power source. The indicator light on the case will show charging status.

2.2 Pairing with Your Device


1. Ensure the earbuds are in the charging case and the case has sufficient power.
2. Open the charging case lid. The earbuds will automatically enter pairing mode, indicated by a flashing light (refer to LED indicator section for specific patterns).
3. On your device (smartphone, tablet, etc.), go to Bluetooth settings and enable Bluetooth.
4. Select "SoundPEATS Clear Dot" from the list of available devices.
5. Once connected, a voice prompt will confirm successful pairing.

The earbuds feature a Hall Switch Design, allowing for quick and automatic connection to the last paired

device when the case lid is opened.

2.3 PeatsAudio App Installation

For enhanced features and customization, download the official PeatsAudio app from your device's app store. The app allows you to adjust audio profiles, monitor battery life, and customize touch controls.



Exclusive App: PeatsAudio

Support for the dedicated PeatsAudio app allows for personalized adjustments and an intelligent user experience. Stay in control of your headphone status and fully enjoy your music!

Image: Screenshots of the PeatsAudio app interface on a smartphone, showing options for touch control customization and equalizer presets.

3. OPERATING INSTRUCTIONS

3.1 Wearing the Earbuds

Gently insert the earbuds into your ears and rotate them slightly to find a comfortable and secure fit. Ensure the ear tips create a good seal for optimal sound quality and noise isolation.

3.2 Touch Controls

The SoundPEATS Clear Dot earbuds feature touch-sensitive areas for control. Specific functions can be customized via the PeatsAudio app.

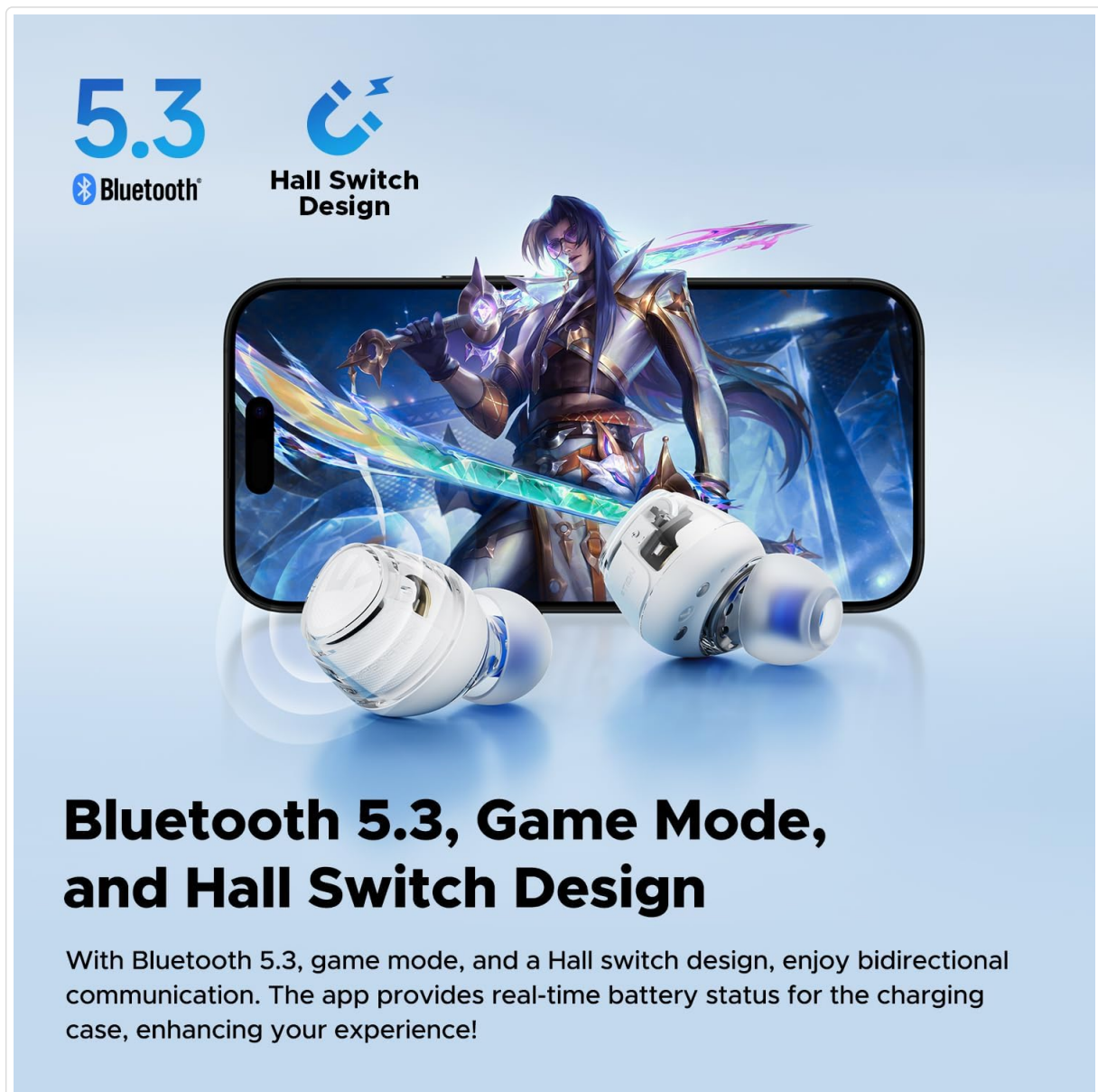
- **Single Tap:** Play/Pause, Answer/End Call

- **Double Tap (Left Earbud):** Volume Down
- **Double Tap (Right Earbud):** Volume Up
- **Triple Tap (Left Earbud):** Previous Track
- **Triple Tap (Right Earbud):** Next Track
- **Long Press (Left Earbud):** Activate Voice Assistant
- **Long Press (Right Earbud):** Toggle Game Mode

Note: These are default controls. Refer to the PeatsAudio app for customization options.

3.3 Game Mode

Activate Game Mode for reduced audio latency, providing a more synchronized experience for gaming. Toggle Game Mode by long-pressing the right earbud's touch area or through the PeatsAudio app.



5.3
Bluetooth

Hall Switch Design

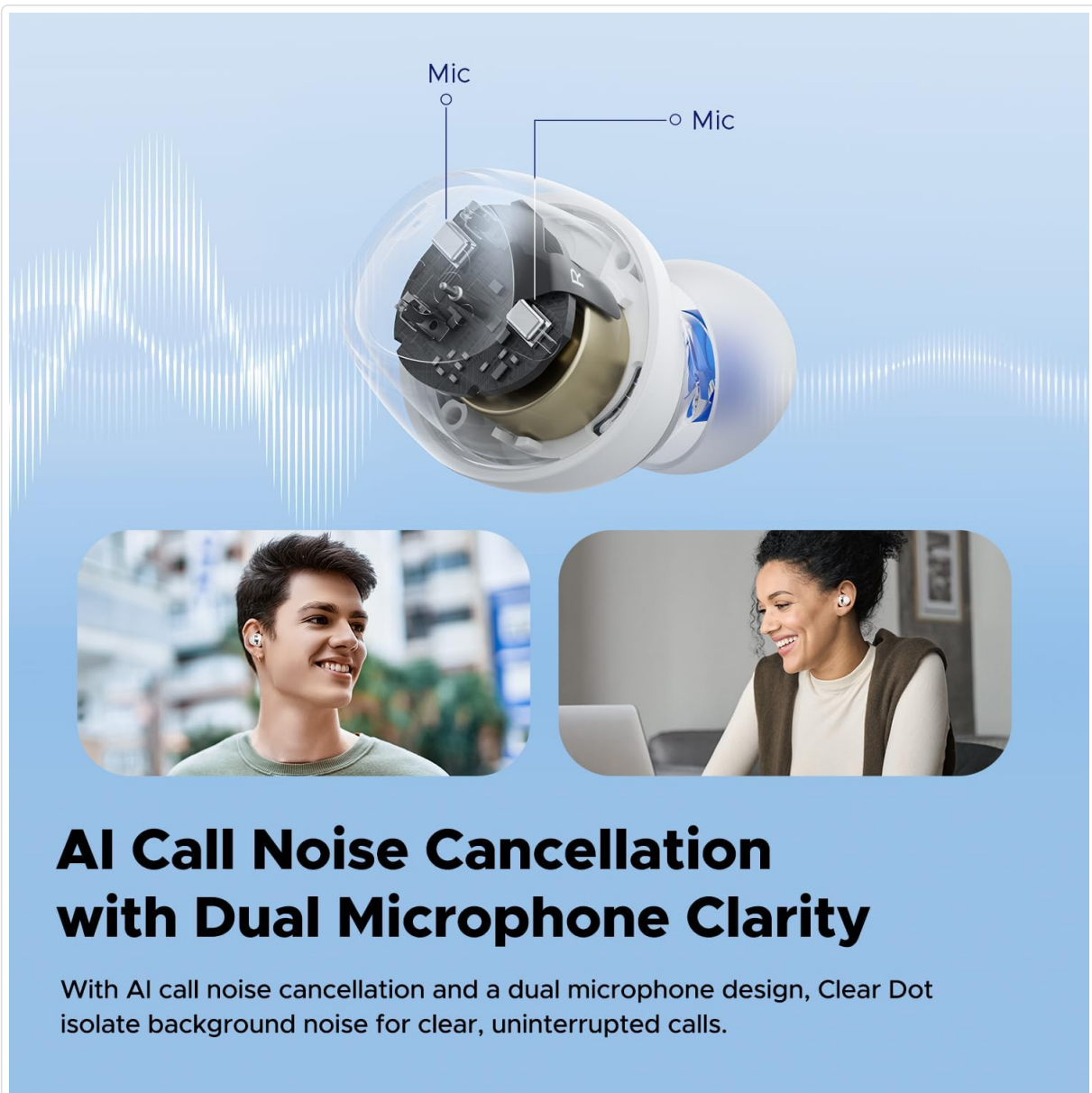
Bluetooth 5.3, Game Mode, and Hall Switch Design

With Bluetooth 5.3, game mode, and a Hall switch design, enjoy bidirectional communication. The app provides real-time battery status for the charging case, enhancing your experience!

Image: SoundPEATS Clear Dot earbuds positioned next to a smartphone displaying a game, highlighting Bluetooth 5.3 connectivity and Game Mode functionality.

3.4 Call Handling with AI Noise Cancellation

The earbuds are equipped with dual microphones and AI-powered noise cancellation to ensure clear calls by reducing background noise. Simply tap an earbud to answer or end a call.



AI Call Noise Cancellation with Dual Microphone Clarity

With AI call noise cancellation and a dual microphone design, Clear Dot isolate background noise for clear, uninterrupted calls.

Image: A diagram illustrating the dual microphone placement on the earbuds and the concept of AI call noise cancellation, with people making calls in noisy environments.


4. MAINTENANCE

4.1 Cleaning

- Regularly clean the earbuds and charging case with a soft, dry, lint-free cloth.
- Do not use abrasive cleaners, solvents, or aerosol sprays.
- Gently remove any earwax or debris from the ear tips and speaker mesh using a small, clean brush or cotton swab.

4.2 Battery Care

To prolong battery life, avoid fully discharging the earbuds and charging case frequently. Store them in a cool, dry place when not in use.



Extended Battery Life

Enjoy up to 6 hours of playtime per earbud and 27 hours with the charging case. Designed for all-day listening, so you can enjoy music worry-free.

Image: Illustrations showing the battery life of the SoundPEATS Clear Dot earbuds (6 hours per earbud, 27 hours total with case) alongside people using the earbuds in various daily activities.

4.3 Water Resistance

The earbuds are designed with water resistance. However, they are not waterproof for submersion. Avoid exposing them to excessive moisture, rain, or sweat for prolonged periods. Do not use them while swimming or showering.

5. TROUBLESHOOTING

5.1 Earbuds Not Pairing

- Ensure both earbuds are charged.
- Place earbuds back in the case, close the lid, wait a few seconds, then open the lid to re-enter pairing mode.
- Turn off and on your device's Bluetooth.
- If previously paired, forget "SoundPEATS Clear Dot" from your device's Bluetooth list and try pairing again.

5.2 No Sound from One Earbud

- Check if both earbuds are charged.
- Try placing both earbuds back into the charging case, closing the lid, and then taking them out again.
- Perform a factory reset (refer to the reset procedure below).

5.3 Factory Reset

If you experience persistent issues, a factory reset may resolve them:

1. Place both earbuds into the charging case.
2. Ensure the charging case has power.
3. Press and hold the button on the charging case for approximately 10 seconds until the indicator light flashes (specific pattern may vary, refer to product documentation for exact details).
4. Close the case, then open it again. The earbuds are now reset and ready for a new pairing.

6. SPECIFICATIONS

Model Name	SoundPEATS Clear Dot Wireless Earbuds
Item Model Number	Clear Dot
Driver Size	10mm Dynamic Driver with Composite Bio-Fiber Diaphragm
Bluetooth Version	5.3
Earbud Playtime	Up to 6 hours per charge
Total Playtime (with case)	Up to 27 hours
Microphones	Dual-Mic with AI Call Noise Cancellation
App Support	PeatsAudio App
Connectivity Technology	Wireless (Bluetooth)
Material	Acrylonitrile Butadiene Styrene (ABS)
Ear Placement	In Ear
Form Factor	In Ear
Package Dimensions	10.4 x 10.4 x 3.9 cm
Item Weight	160 g



10mm Dynamic Drivers with Composite Bio-Fiber Diaphragm

The 10 mm dynamic drivers deliver better volume output with higher sensitivity and lower power, allowing you to enjoy every detail and immersive audio experience!







Image: An exploded view of the SoundPEATS Clear Dot earbud, highlighting the 10mm dynamic driver and composite bio-fiber diaphragm components.

7. WARRANTY AND SUPPORT

SoundPEATS products come with a standard warranty. For detailed warranty information, product support, or technical assistance, please visit the official SoundPEATS website or contact their customer service directly.

You can typically find contact information and FAQs on the manufacturer's website:
www.soundpeatsaudio.com

© 2024 SoundPEATS. All rights reserved.

	<p>SoundPEATS Clear Dot User Guide: Bluetooth 5.3 Wireless Earbuds</p> <p>Comprehensive user guide for SoundPEATS Clear Dot wireless earbuds featuring Bluetooth 5.3, transparent design, 10mm drivers, AI noise reduction, low latency gaming mode, and 27-hour playtime with PeatsAudio App support.</p>
	<p>SOUNDPEATS Life Classic Wireless Earbuds User Manual</p> <p>A comprehensive guide to the SOUNDPEATS Life Classic wireless earbuds, covering pairing, reset, wearing methods, product diagram, controls, and Q&A.</p>
	<p>SOUNDPEATS Life Earbuds: FAQ Guide for Bluetooth, Sound, Charging & Controls</p> <p>Comprehensive FAQ for SOUNDPEATS Life wireless earbuds. Covers Bluetooth 5.2 pairing, connection stability, sound issues, charging indicators, touch controls, and customer support. Features AI ENC for clear calls, 12mm drivers, transparency mode, and 25 hours playtime.</p>
	<p>SOUNDPEATS Air3 Pro True Wireless Earbuds: User Manual, Pairing, Controls & Q&A</p> <p>Comprehensive user guide for SOUNDPEATS Air3 Pro true wireless earbuds. Learn about pairing, reset procedures, wearing tips, touch controls, and answers to frequently asked questions regarding battery indicators and charging.</p>
	<p>SOUNDPEATS Capsule3 Pro Wireless Earbuds User Guide</p> <p>User guide for SOUNDPEATS Capsule3 Pro wireless earbuds, featuring Hi-Res Audio, LDAC, Hybrid Active Noise Cancellation, 6 mics for calls, Transparency Mode, and Game Mode. Covers setup, controls, reset, wearing, and FAQs.</p>
	<p>SoundPEATS Clear Wireless Earbuds FAQ and User Guide</p> <p>Frequently asked questions and troubleshooting guide for SoundPEATS Clear wireless earbuds, covering Bluetooth pairing, sound issues, charging, touch controls, app connectivity, and customer service.</p>