

[Manuals.plus](#) /

> [MORENTO](#) /

> MORENTO MR6w Humidifier Replacement Water Filters and Aroma Pads User Manual

MORENTO MR6w

MORENTO MR6w Humidifier Replacement Water Filters and Aroma Pads User Manual

Model: MR6w Accessories

1. PRODUCT OVERVIEW

Thank you for choosing MORENTO replacement accessories for your MR6w humidifier. This package includes high-quality water filters and aroma pads designed to maintain the efficiency and performance of your humidifier, ensuring clean mist and a pleasant aromatic experience.

This product is specifically designed for use with the MORENTO 6L cool mist humidifier model MR6w. Using non-compatible parts may affect performance and void your humidifier's warranty.



Image 1.1: MORENTO MR6w Humidifiers, compatible with these replacement parts.

2. PRODUCT FEATURES

2.1 Water Filters

The MORENTO water filters are crafted from high-density, multi-layer flexible sponges. They are essential for:

- **Capturing Minerals:** Effectively filters minerals present in water.
- **Reducing White Dust:** Minimizes the white dust residue often associated with humidifiers.
- **Enhancing Purity:** Ensures a cleaner and more refreshing mist output.
- **Extending Humidifier Lifespan:** Protects the humidifier's internal components from mineral buildup.

High Quality Water Filters




Image 2.1: High-Quality Water Filter for improved humidification.

2.2 Aroma Pads

The MORENTO aroma pads are made from fiber cotton, designed for safe and effective aromatherapy. They allow you to:

- **Enhance Aromatherapy:** Add 2-3 drops of your favorite essential oils to create a delightful scent.
- **Enjoy Fresh Air:** Transform your space with a pleasant aroma.
- **Relieve Stress:** Contribute to a relaxing environment.

NOTE: Do not add essential oils directly to the humidifier's water tank. Always use the designated aroma pads.

High Quality Aroma Pads




Image 2.2: High-Quality Aroma Pads for aromatherapy.

3. INSTALLATION AND REPLACEMENT

3.1 Replacing the Water Filter

Follow these steps to replace the water filter in your MORENTO MR6w humidifier:

1. **Prepare:** Ensure the humidifier is unplugged and empty. Have a new MORENTO water filter ready.
2. **Remove Old Filter:** Locate the water filter assembly at the bottom of the water tank. Rotate it counterclockwise to unlock and remove it.
3. **Insert New Filter:** Remove the old filter sponge from the assembly. Place the new filter sponge into the assembly.
4. **Install Assembly:** Insert the filter assembly back into its position in the humidifier. Rotate it clockwise until it is securely locked.

How to Replace Water Filter

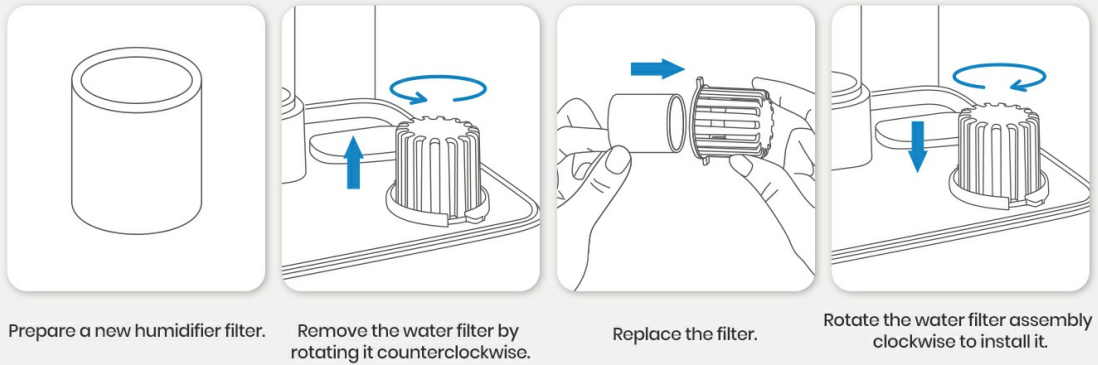


Image 3.1: Step-by-step guide for water filter replacement.

3.2 Replacing the Aroma Pad

To replace the aroma pad and refresh your aromatherapy experience:

1. **Locate Tray:** Find the aroma pad tray, typically located at the base or side of the humidifier.
2. **Remove Tray:** Gently pull out the aroma pad tray.
3. **Replace Pad:** Remove the used aroma pad and insert a new one into the tray.
4. **Add Essential Oil (Optional):** Apply 2-3 drops of your preferred essential oil directly onto the new aroma pad.
5. **Reinsert Tray:** Slide the tray back into the humidifier until it clicks into place.

MORENTO | Humidifier

Regularly Replace the Aroma Pad



Image 3.2: Replacing the aroma pad in the humidifier.

4. MAINTENANCE AND CARE

Regular maintenance of your filters and pads is crucial for optimal performance and hygiene.

4.1 Replacement Schedule

- **Water Filters:** It is recommended to replace the water filter every 2-3 months. This frequency may vary depending on your local water hardness. Harder water may require more frequent replacement.
- **Aroma Pads:** Replace aroma pads as needed, typically when the scent diminishes or when switching essential oil types.

Regular replacement ensures a clearer mist, enhances the humidifier's efficiency, and significantly improves your breathing comfort, sleep quality, and helps alleviate issues like nasal congestion and dry skin.

5. SPECIFICATIONS

Component	Description
Water Filters	High-density, multi-layer flexible sponge
Aroma Pads	Fiber cotton
Compatibility	MORENTO 6L Cool Mist Humidifier MR6w
Package Quantity	10 x Replacement Filters, 10 x Aroma Pads
Recommended Replacement	Water Filter: Every 2-3 months (depending on water hardness)

6. TROUBLESHOOTING

If you experience issues related to humidification or aroma diffusion, consider the following:

- **Reduced Mist Output:** Check if the water filter needs replacement. Mineral buildup can restrict water flow and mist production.
- **White Dust Accumulation:** This indicates the water filter is saturated with minerals and requires replacement.
- **Weak Aroma:** Ensure the aroma pad is clean and has fresh essential oil applied. Replace the aroma pad if it appears saturated or worn.
- **Unusual Odors:** If the humidifier produces an unusual smell, clean the humidifier thoroughly and replace both the water filter and aroma pad.

7. WARRANTY AND SUPPORT

For specific warranty information regarding your MORENTO MR6w humidifier or these replacement parts, please refer to the original humidifier's user manual or contact MORENTO customer support directly. Keep your purchase receipt for warranty claims.

For further assistance or inquiries, please visit the official MORENTO website or contact their customer service department.