



Manuals.plus /

› [Yinling](#) /

› [Yinling Y02 USB Conference Speaker and Microphone User Manual](#)

Yinling Y02

Yinling Y02 USB Conference Speaker and Microphone User Manual

Model: Y02

PRODUCT OVERVIEW

The Yinling Y02 USB Conference Speaker and Microphone is designed for clear and efficient communication in various settings, including video calls, online meetings, and remote learning. This device combines an omnidirectional microphone with a built-in speaker, offering a plug-and-play experience for PC computers and laptops. Key features include 360° omnidirectional audio pickup, advanced noise-canceling technology, and an intuitive touch panel for volume control and call management.



Image: Top-down view of the Yinhing Y02 USB Conference Speaker and Microphone, highlighting its compact and circular design.

PACKAGE CONTENTS

- 1 x Yinhing Y02 Conference Microphone (with integrated speaker)
- 1 x USB Cable (attached)
- 1 x User Manual (English)

SETUP INSTRUCTIONS

1. **Connect to Computer:** Locate an available USB port on your PC or laptop.
2. **Plug and Play:** Insert the USB cable from the Y02 device into the USB port. The device is designed for plug-and-play functionality, requiring no driver installations.
3. **System Recognition:** Your operating system (Windows, macOS, etc.) should automatically detect and configure the device as an audio input (microphone) and output (speaker) device.

4. Verify Audio Settings:

- Open your computer's sound settings.
- Select "Yinhing Y02" or a similar name as your default microphone and speaker device.
- Adjust input and output volume levels as needed.

5. **Software Compatibility:** The Y02 is compatible with most meeting and chatting software (e.g., Webex, Chrome, GoToMeeting, FaceTime, Skype, Hangouts, Zoom). Ensure the Y02 is selected as the audio device within your preferred application's settings.

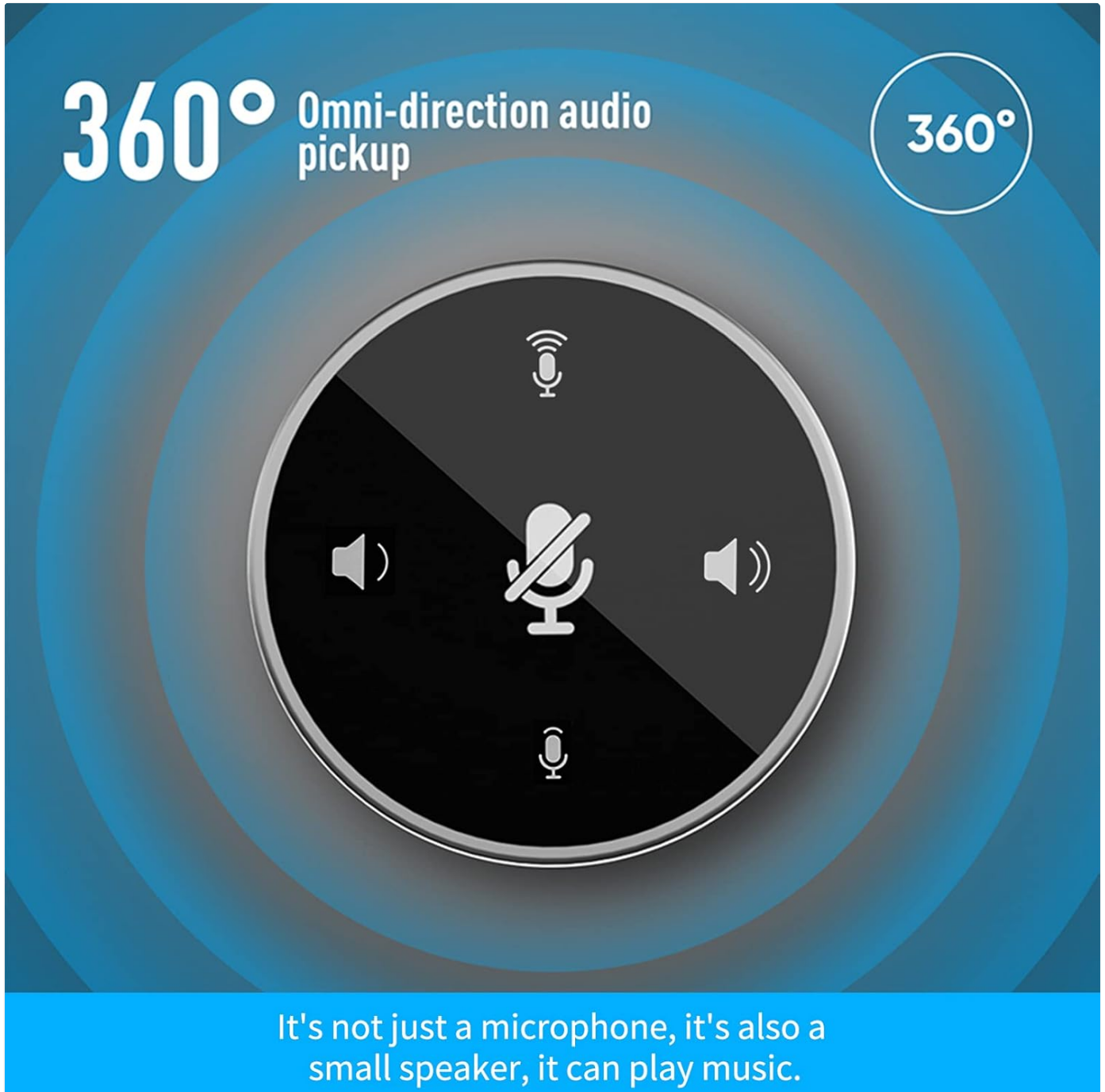


Image: The Yinhing Y02 device demonstrating compatibility with popular communication software like Webex, Chrome, GoToMeeting, FaceTime, Skype, Hangouts, and Zoom.

OPERATING INSTRUCTIONS

Touch Panel Controls

The Y02 features an intuitive touch panel for easy control of audio settings during calls or media playback.



ADVANCED NOISE-CANCELING TECHNOLOGY

BEFORE



AFTER

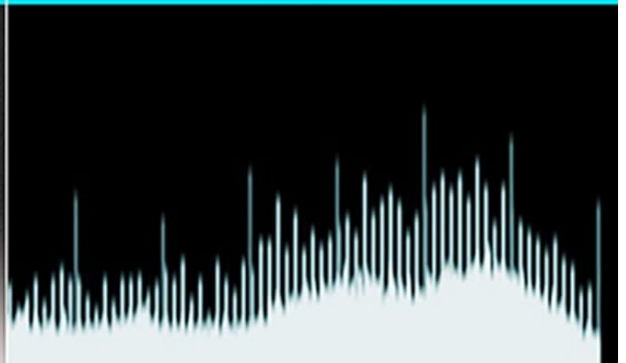


Image: Close-up of the Y02 touch panel, indicating controls for microphone volume increase/decrease, speaker volume increase/decrease, and microphone mute.

- **Microphone Mute:** Touch the central microphone icon to mute or unmute the microphone. An indicator light may change to show mute status.
- **Microphone Volume:** Touch the microphone icons with '+' or '-' symbols to adjust the microphone input sensitivity.
- **Speaker Volume:** Touch the speaker icons with '+' or '-' symbols to adjust the speaker output volume.
- **Quick Call Interruption:** The microphone mute button can also serve as a quick way to interrupt a call or pause audio transmission.

Omnidirectional Audio Pickup

The Y02 utilizes 360° omnidirectional audio pickup technology, allowing it to capture sound from all directions within an effective radius of 3 meters (approximately 9.8 feet). This makes it ideal for group discussions in conference rooms.

Built-in speaker / Dual speaker configuration



High-fidelity sound quality

Image: Diagram illustrating the 360-degree omnidirectional audio pickup capability of the Y02 microphone.

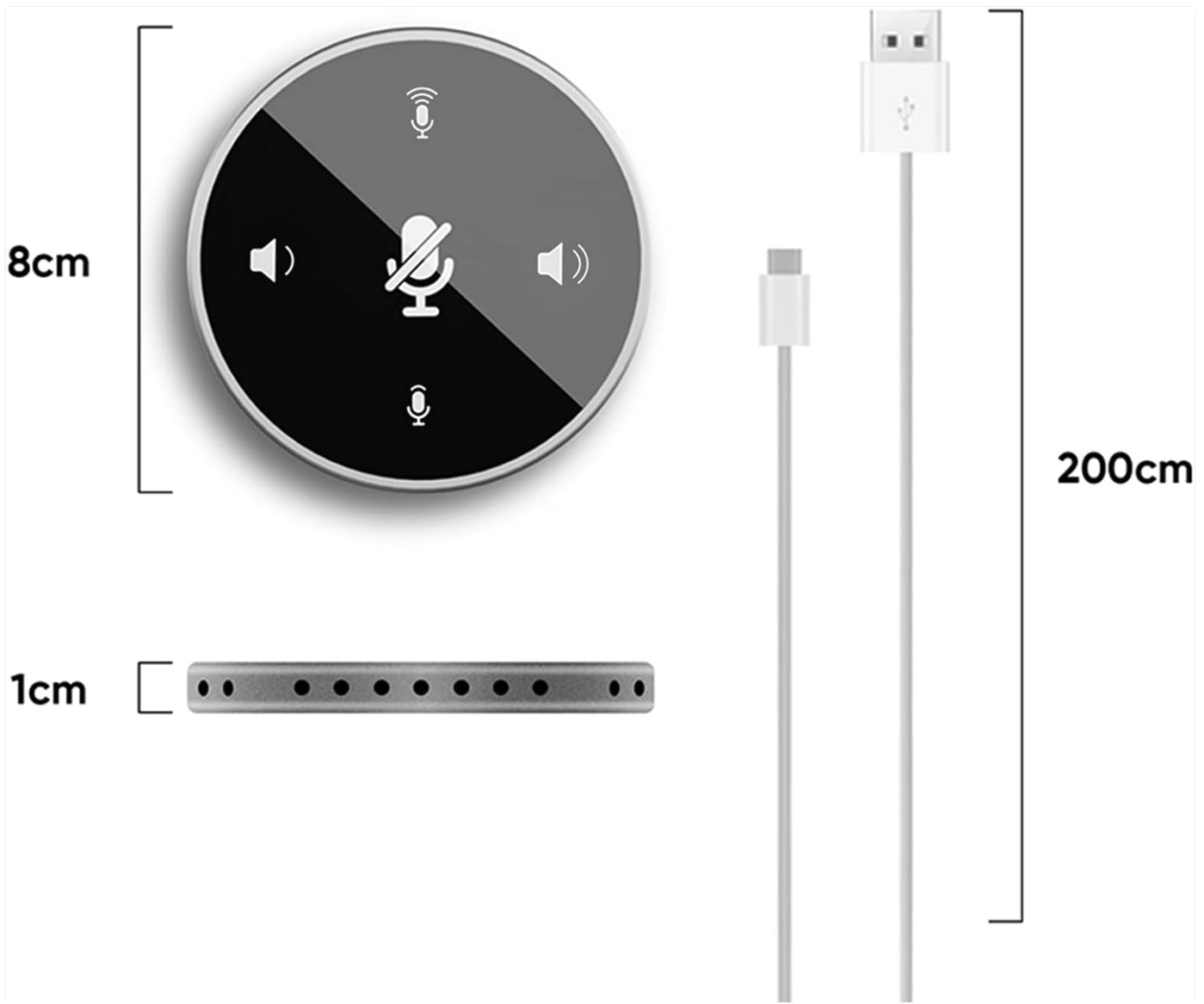


Image: The Y02 device placed in the center of a meeting table, demonstrating its effective sound pickup radius of 3 meters, suitable for multiple participants.

Noise-Canceling Technology

Equipped with advanced noise-canceling technology, the Y02 filters out ambient background noise to ensure clear and stable sound quality, facilitating efficient communication without distractions.



The effective radius of pick up sound is 3 meters.

Image: A visual representation comparing audio waveforms "BEFORE" and "AFTER" noise-canceling technology, showing a reduction in background noise.

Built-in Speaker

The integrated speaker unit provides clear audio output for conference calls, presentations, or even music playback, enhancing the overall user experience.

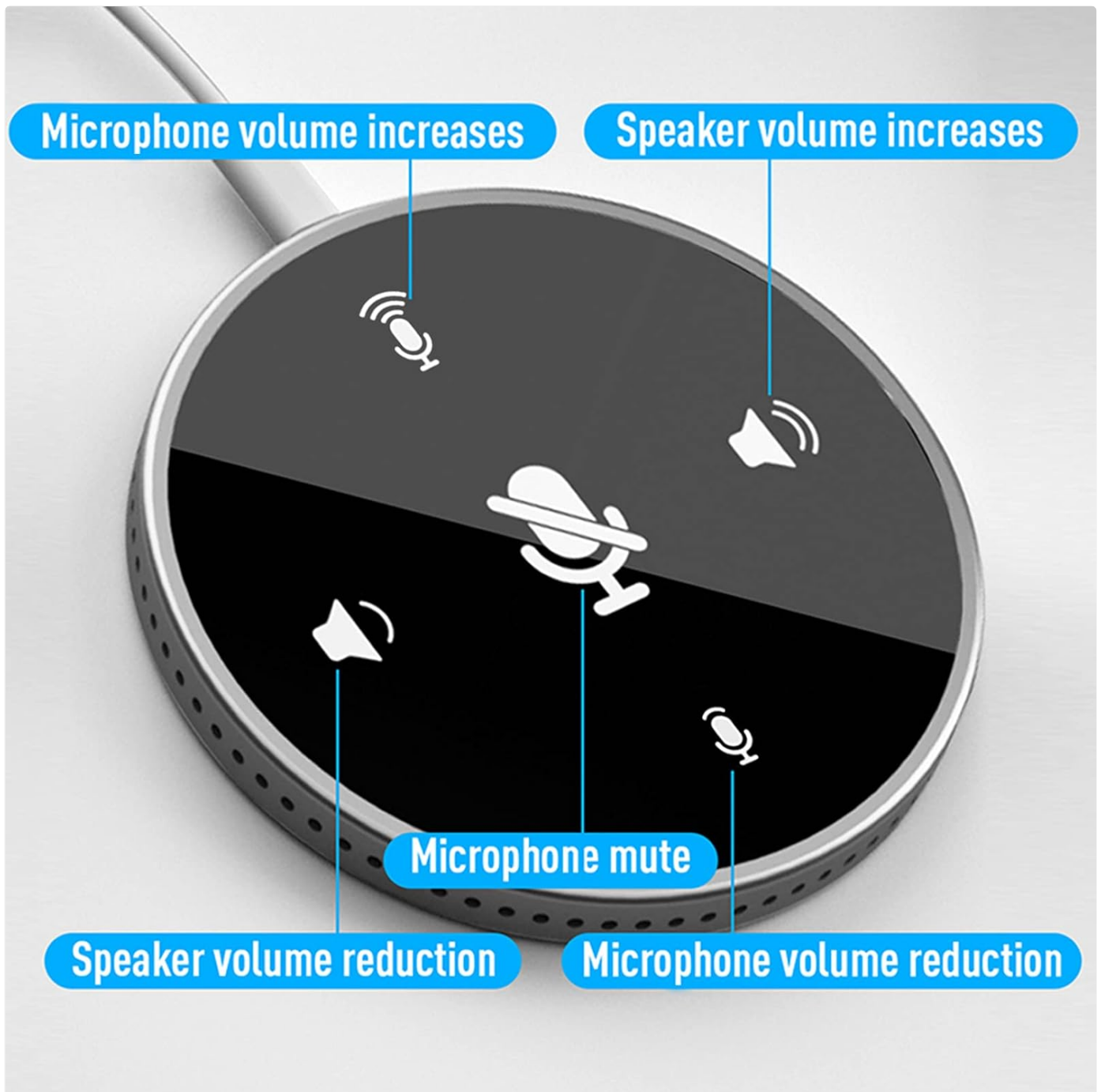


Image: Exploded view of the Y02, highlighting the built-in speaker and its components for high-fidelity sound quality.

MAINTENANCE

- **Cleaning:** Use a soft, dry cloth to clean the device. Avoid using liquid cleaners or abrasive materials.
- **Storage:** Store the device in a cool, dry place away from direct sunlight and extreme temperatures.
- **Handling:** Handle the device with care to prevent damage from drops or impacts.
- **Cable Care:** Do not bend or crimp the USB cable excessively to avoid internal wire damage.

TROUBLESHOOTING

Problem	Possible Cause	Solution
Device not recognized by computer.	USB connection issue, faulty USB port, or system driver conflict.	<ul style="list-style-type: none"> ◦ Ensure the USB cable is securely connected. ◦ Try a different USB port on your computer. ◦ Restart your computer. ◦ Check your computer's Device Manager (Windows) or System Information (macOS) to see if the device is listed.
No sound from speaker or microphone not picking up audio.	Incorrect audio settings, muted device, or low volume.	<ul style="list-style-type: none"> ◦ Verify that the Y02 is selected as the default playback and recording device in your computer's sound settings and in your communication software. ◦ Check if the microphone is muted using the touch panel control. ◦ Increase speaker and microphone volume using the touch panel or computer's volume controls.
Poor sound quality (echo, static, low volume).	Environmental interference, incorrect placement, or software settings.	<ul style="list-style-type: none"> ◦ Ensure the device is placed on a stable surface, away from other electronic devices that might cause interference. ◦ Adjust microphone sensitivity in your computer's sound settings or communication software. ◦ Minimize background noise in your environment. ◦ Ensure the device is within the optimal 3-meter pickup radius for participants.

SPECIFICATIONS



High Compatible Perfect for All kinds of softwares

- Webex
- chrome
- GoToMeeting
- face time
- Skype
- hangouts
- Zoom

Image: Diagram showing the approximate dimensions of the Yinling Y02 device (8cm diameter, 1cm thickness) and its 200cm USB cable length.

Feature	Detail
Model	Y02
Color	Black (as per this variant)
Connectivity	USB, Plug and Play
Sampling Rate	48KHz
Speaker Power	3W
Microphone Directivity	Omnidirectional (360°)
Output Impedance	75Ω
Sensitivity	-40dB±2dB
Effective Pickup Distance	300cm (3 meters)
Signal-to-Noise Ratio	>36dB
Wire Length	2m
Item Weight	6.7 ounces
Package Dimensions	6.46 x 3.31 x 1.34 inches
Compatible Devices	Laptop, PC Computers

WARRANTY AND SUPPORT

For warranty information or technical support, please refer to the documentation included with your purchase or contact Yinling customer service through their official website or the retailer where the product was purchased. Please have your model number (Y02) and purchase details ready when contacting support.

Note: Specific warranty terms may vary by region and retailer.

