

[Manuals.plus](#) /

> [Yaheetech](#) /

> Yaheetech 48-inch Pre-Lit Outdoor Christmas Wreath (Model: CS-140-4.5-G/R) Instruction Manual

## Yaheetech CS-140-4.5-G/R

# Yaheetech 48-inch Pre-Lit Outdoor Christmas Wreath Instruction Manual

Model: CS-140-4.5-G/R

## 1. PRODUCT OVERVIEW

The Yaheetech 48-inch Pre-Lit Outdoor Christmas Wreath is designed to enhance your holiday decor with its impressive size and festive illumination. This wreath features a unique three-dimensional double bow and 140 LED lights, suitable for both indoor and outdoor use.

### Key Features:

- **Eye-catching Design:** Features a unique three-dimensional double bow for a stunning appearance.
- **Festive LED Illumination:** Equipped with 140 LED lights to create a glowing atmosphere.
- **Durable Construction:** Built with a sturdy metal frame covered in weather-resistant hand-wrapped twine, ideal for outdoor use.
- **Detachable Design:** The sectional Christmas wreath and bow are detachable, allowing for easy assembly and compact storage.
- **Versatile Display:** Suitable for various settings including garages, exterior walls, or gables.



*Image 1: The Yaheetech 48-inch Pre-Lit Outdoor Christmas Wreath illuminated on a house exterior.*

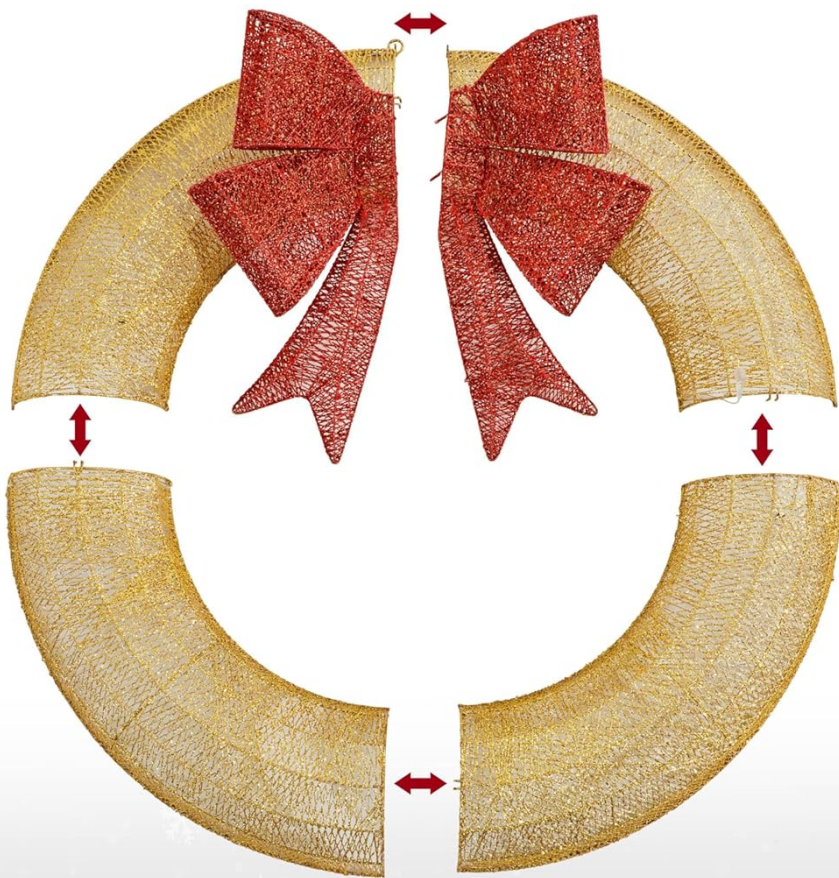
## 2. PACKAGE CONTENTS

Please ensure all components are present before beginning assembly:

- Wreath sections (multiple pieces)
- Detachable bow
- Zip ties for assembly
- Power cord with 2-prong plug
- Instruction manual

# EASY ASSEMBLY

Only a few steps are required for the assembly. Use zip ties to secure the connected parts and you can hang the wreath on the wall.



## Step1:

Connect each section of the wreath

## Step2:

Use zip ties to secure the connected parts

## Step3:

Connect each section of the bow

## Step4:

Attach the bow to the wreath

## Step5:

Hang the wreath on the wall

Image 2: Detailed view of product components and features.

## 3. ASSEMBLY INSTRUCTIONS

The wreath features a sectional design for easy assembly. Follow these steps:

- Step 1: Connect Wreath Sections.** Lay out the wreath sections on a clean, flat surface. Connect each section of the wreath together.
- Step 2: Secure Connections.** Use the provided zip ties to securely fasten the connected parts of the wreath. Trim any excess zip tie material.
- Step 3: Assemble the Bow.** Connect the sections of the bow if it comes in multiple pieces, securing them with zip ties as needed.
- Step 4: Attach the Bow.** Attach the assembled bow to the wreath using additional zip ties. Ensure it is centered and secure.
- Step 5: Hang the Wreath.** Use the integrated hanging hook to mount the wreath on your desired surface.

6. **Step 6: Connect Power.** Plug the 2-prong power cord into a suitable outdoor-rated electrical outlet.

## 140 LED LIGHTS

The durable LED lights are weather-resistant to rain and snow, which are suitable for indoor and outdoor use.



LED Lights



2-Prong Plug



16.4 ft Power Cord



Image 3: Visual guide for assembling the wreath.

### Assembly Demonstration Video

Your browser does not support the video tag.

Video 1: Official Yaheetech video demonstrating the assembly process of the Pre-lit Outdoor Christmas Wreath.

Note: The wreath may contain glitter. It is recommended to assemble outdoors or over a protective covering to manage glitter fallout.

## 4. OPERATING INSTRUCTIONS

The Yaheetech Christmas Wreath is designed for simple operation.

1. **Power On/Off:** Once assembled and plugged into a power source, the LED lights will illuminate. There is no separate on/off switch on the wreath itself; control is typically managed via the power outlet or an external

timer (not included).

2. **Light Modes:** This model features a single, steady-on light mode for consistent illumination.

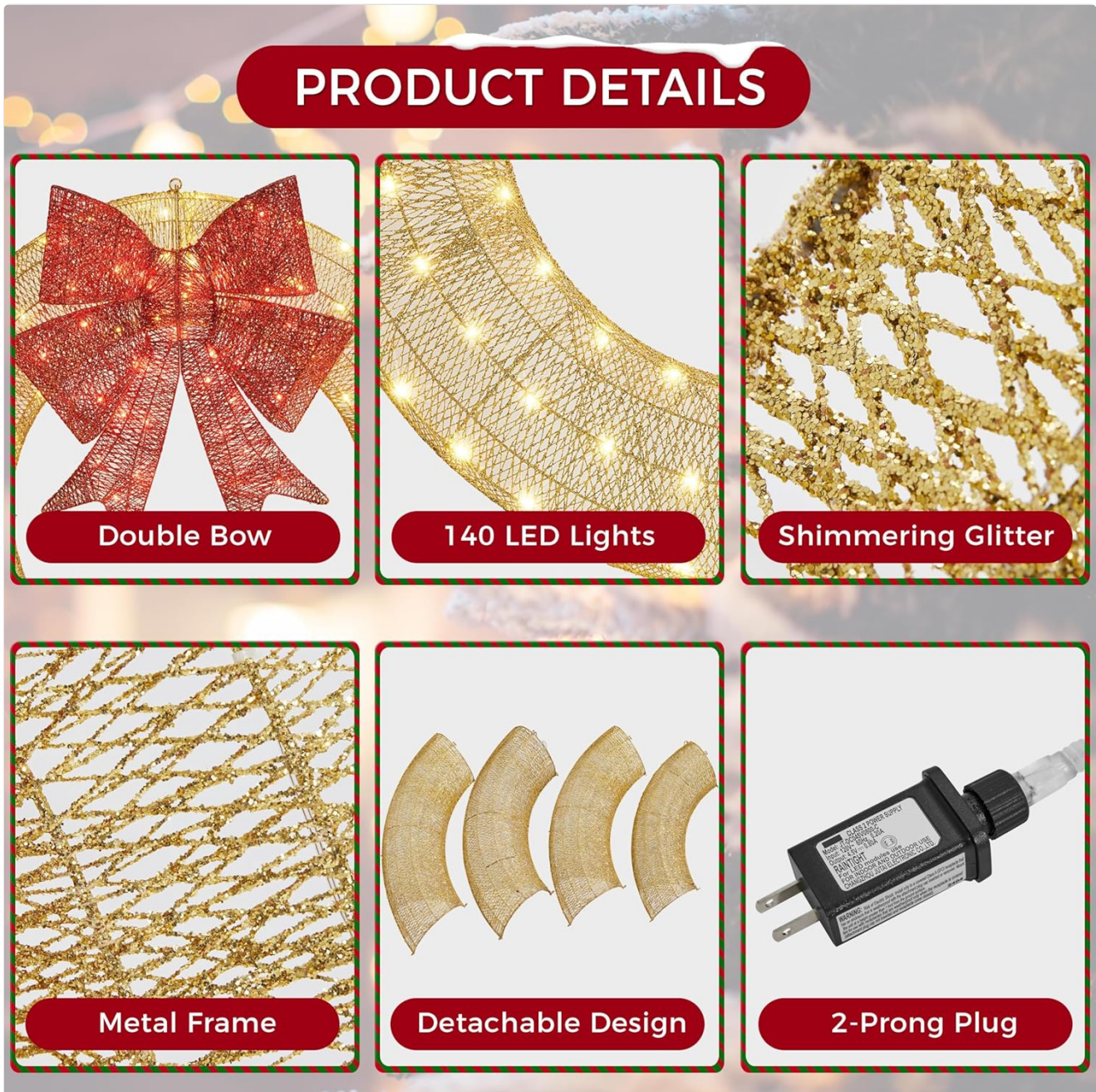


Image 4: The wreath illuminated at night, showcasing its bright LED lights.

## 5. MAINTENANCE AND CARE

To ensure the longevity and appearance of your Christmas wreath, follow these maintenance guidelines:

- **Cleaning:** Gently wipe the wreath with a soft, dry cloth to remove dust or debris. Avoid using harsh chemicals or abrasive cleaners.
- **Storage:** Due to its detachable design, the wreath can be disassembled into six pieces for compact storage. Store in its original packaging or a suitable container in a cool, dry place away from direct sunlight.
- **Weather Protection:** While designed for outdoor use, prolonged exposure to extreme weather conditions (heavy rain, snow, strong winds) may affect its lifespan. Consider bringing it indoors during severe weather.
- **Glitter:** The wreath is coated with shimmering glitter. Some glitter shedding is normal during handling and

assembly.



## 48IN CHRISTMAS WREATH & DOUBLE BOW

The wreath features a double bow, creating a sense of style and a graceful look.

*Image 5: The wreath's detachable design allows for compact storage.*

## 6. TROUBLESHOOTING

If you encounter any issues with your wreath, please refer to the following common solutions:

- **Lights Not Working:**

- Ensure the power cord is securely plugged into a functional electrical outlet.
- Check for any loose connections between the wreath sections.
- Inspect the power cord for any damage.

- **Wreath Sections Not Connecting Properly:**

- Verify that the sections are aligned correctly before applying zip ties.

- Ensure zip ties are tightened sufficiently to hold the sections together firmly.

If these steps do not resolve the issue, please contact customer support.

## 7. SPECIFICATIONS

Feature	Detail
Brand	Yaheetech
Model Number	CS-140-4.5-G/R
Color	Gold (Wreath), Red (Bow)
Material	Metal, Fabric Mesh
Item Weight	8.27 Pounds
Wreath Dimensions	47.5" Dia. × 5.5" H
Bow Dimensions	27.6" L × 26" W × 4.3" H
LED Lights	140 (Pre-Lit)
Power Cord Length	16.4 ft (approx.)

# PRODUCT DIMENSIONS

Wreath Dimensions: 47.5" Dia. × 5.5" H  
Bow Dimensions: 27.6" L × 26" W × 4.3" H




Image 6: Detailed product dimensions.

## 8. WARRANTY AND SUPPORT

For warranty information or technical support, please refer to the contact details provided on the product packaging or visit the official Yaheetech website. Keep your purchase receipt for warranty claims.